

# FBI UNIFORM CRIME REPORTING

ATLANTA POLICE DEPARTMENT

226 PEACHTREE STREET, SW

ATLANTA, GEORGIA 30303



FEBRUARY 2015

SUPPORT SERVICES DIVISION  
INFORMATION SERVICES SECTION

# TABLE OF CONTENTS

	Page
U. C. R. COMPARATIVE CRIME REPORT -----	1
RETURN A - MONTHLY RETURN OF OFFENSES KNOWN TO THE POLICE -----	2
PROPERTY STOLEN BY CLASSIFICATION -----	3
	3a
LAW ENFORCEMENT OFFICERS KILLED OR ASSAULTED -----	4
MONTHLY RETURN OF ARSON OFFENSES KNOWN TO LAW ENFORCEMENT -----	5
POLICE DISPOSITION OF JUVENILES -----	6
SUPPLEMENTARY HOMICIDE REPORT -----	7
SEX AND RACE OF PERSONS ARRESTED -----	8
	8a-8e
HOMICIDE COMPARISON REPORT -----	9
HOMICIDE BREAKDOWN REPORT -----	10
SEVEN MAJOR CRIMES - MONTHLY CRIME COMPARISON -----	11
SEVEN MAJOR CRIMES - YEAR TO DATE CRIME COMPARISON -----	12
SEVEN MAJOR CRIMES ARREST MONTHLY AND YEAR TO DATE COMPARISON -----	13
CRIMES AGAINST PERSONS MONTHLY AND YEAR TO DATE COMPARISON -----	14
CRIMES AGAINST PROPERTY MONTHLY AND YEAR TO DATE COMPARISON -----	15
CRIMES AGAINST PERSONS & PROPERTY MONTHLY COMPARISON BY ZONES -----	16
CRIMES AGAINST PERSONS & PROPERTY YEAR TO DATE COMPARISON BY ZONES ----	17
SEVEN MAJOR CRIMES MONTHLY CRIME COMPARISON BY ZONES -----	18
SEVEN MAJOR CRIMES - YEAR TO DATE CRIME COMPARISON BY ZONES -----	19
SEVEN MAJOR CRIMES - MONTHLY CRIME COMPARISON - ZONE 1 -----	20
SEVEN MAJOR CRIMES - YEAR TO DATE CRIME COMPARISON - ZONE 1 -----	21
SEVEN MAJOR CRIMES - MONTHLY CRIME COMPARISON - ZONE 2 -----	22
SEVEN MAJOR CRIMES - YEAR TO DATE CRIME COMPARISON - ZONE 2 -----	23
SEVEN MAJOR CRIMES - MONTHLY CRIME COMPARISON - ZONE 3 -----	24
SEVEN MAJOR CRIMES - YEAR TO DATE CRIME COMPARISON - ZONE 3 -----	25
SEVEN MAJOR CRIMES - MONTHLY CRIME COMPARISON - ZONE 4 -----	26
SEVEN MAJOR CRIMES - YEAR TO DATE CRIME COMPARISON - ZONE 4 -----	27
SEVEN MAJOR CRIMES - MONTHLY CRIME COMPARISON - ZONE 5 -----	28
SEVEN MAJOR CRIMES - YEAR TO DATE CRIME COMPARISON - ZONE 5 -----	29
SEVEN MAJOR CRIMES - MONTHLY CRIME COMPARISON - ZONE 6 -----	30
SEVEN MAJOR CRIMES - YEAR TO DATE CRIME COMPARISON - ZONE 6 -----	31
CLEAR-UP RATE COMPARISON -----	32
<b>ATLANTA AIRPORT</b> -----	<b>33</b>
RETURN A - MONTHLY RETURN OF OFFENSES KNOWN TO THE POLICE -----	34
PROPERTY STOLEN BY CLASSIFICATION -----	35
	35a
SEX AND RACE OF PERSONS ARRESTED -----	36
	36a-36e
SEVEN MAJOR CRIMES - MONTHLY CRIME COMPARISON -----	37
SEVEN MAJOR CRIMES - YEAR TO DATE CRIME COMPARISON -----	38
SEVEN MAJOR CRIMES ARREST MONTHLY AND YEAR TO DATE COMPARISON -----	39
CLEAR-UP RATE COMPARISON -----	40

**FEBRUARY 2015**  
**U.C.R. COMPARATIVE CRIME REPORT**  
**SUPPORT SERVICES DIVISION**  
**INFORMATION SERVICES SECTION**

	FEBRUARY 2015		FEBRUARY 2014		COMPARATIVE ACTUAL	% CHANGE ACTUAL	COMPARATIVE CLEARED	% CHANGE CLEARED
MURDER	9	2	0	2	9	100%	0	0%
RAPE	7	7	13	2	-6	-46%	5	250%
ROBBERY	137	37	144	28	-7	-5%	9	32%
AGG. ASSAULT	201	132	189	99	12	6%	33	33%
BURGLARY - RESIDENCE	252		297		-45	-15%		
BURGLARY - NON-RESIDENCE	43	39	82	34	-39	-48%	5	15%
LARCENY - \$200 AND OVER	213		295		-82	-28%		
LARCENY - \$50 TO \$199	66	229	54	215	12	22%	14	7%
LARCENY - UNDER \$50	754		641		113	18%		
AUTO THEFT	293	22	301	19	-8	-3%	3	16%
<b>TOTAL</b>	<b>1,975</b>		<b>2,016</b>		<b>-41</b>	<b>-2%</b>		
AUTOS RECOVERED	70		79		-9	-11%		

	2015		2014		COMPARATIVE ACTUAL	% CHANGE ACTUAL	COMPARATIVE CLEARED	% CHANGE CLEARED
	JANUARY - FEBRUARY		JANUARY - FEBRUARY					
MURDER	15	7	6	7	9	150%	0	0%
RAPE	23	15	26	5	-3	-12%	10	200%
ROBBERY	315	72	309	61	6	2%	11	18%
AGG. ASSAULT	417	249	394	199	23	6%	50	25%
BURGLARY - RESIDENCE	600		709		-109	-15%		
BURGLARY - NON-RESIDENCE	111	78	176	81	-65	-37%	-3	-4%
LARCENY - \$200 AND OVER	507	493	601	407	-94	-16%	86	21%
LARCENY - \$50 TO \$199	140		132		8	6%		
LARCENY - UNDER \$50	1,762		1,438		324	23%		
AUTO THEFT	654	41	642	38	12	2%	3	8%
<b>TOTAL</b>	<b>4,544</b>		<b>4,433</b>		<b>111</b>	<b>3%</b>		
AUTOS RECOVERED	122		210		-88	-42%		

**RETURN A - MONTHLY RETURN OF OFFENSES KNOWN TO THE POLICE**

This report is authorized by law Title 28, Section 534, U. S. Code. While you are not required to respond, your cooperation in forwarding this report by the 7th day after the close of the month to Uniform Crime Reports, Federal Bureau of Investigation, Washington, D.C. 20535, will assist in compiling comprehensive, accurate national crime figures on a timely basis.

1-720b (Rev 8-30-94)  
OMB No. 1110-0001

1	2	3	4	5	6
CLASSIFICATION OF OFFENSES	OFFENSES REPORTED OR KNOWN TO POLICE (INCLUDE "UNFOUNDED" AND ATTEMPTS)	UNFOUNDED I.E. FALSE OR BASELESS COMPLAINTS	NUMBER OF ACTUAL OFFENSES (COLUMN 2 MINUS COLUMN 3) INCLUDE ATTEMPTS	TOTAL OFFENSES CLEARED BY ARREST OR EXCEPTIONAL MEANS (INCLUDES COL. 5)	NUMBER OF CLEARANCES INVOLVING ONLY PERSONS UNDER 18 YEARS OF AGE
1. CRIMINAL HOMICIDE					
a. MURDER AND NONNEGLIGENT HOMICIDE	10	1	9	2	0
b. MANSLAUGHTER BY NEGLIGENCE					
2. FORCIBLE RAPE TOTAL	8	1	7	7	1
a. Rape by Force	8	1	7	7	1
b. Attempts to commit Forcible Rape	0	0	0	0	0
3. ROBBERY TOTAL	137	0	137	37	3
a. Firearm	96	0	96	17	2
b. Knife or Cutting Instrument	4	0	4	2	0
c. Other Dangerous Weapon	7	0	7	4	0
d. Strong-Arm (Hands, Fists, Feet, etc.)	30	0	30	14	1
4. ASSAULT TOTAL	569	13	556	405	19
a. Firearm	108	1	107	57	1
b. Knife or cutting Instrument	31	0	31	22	3
c. Other Dangerous Weapon	54	0	54	47	6
d. Strong-Arm	10	1	9	6	0
e. Other Assaults - Simple, Not Aggravated	366	11	355	273	9
5. BURGLARY TOTAL	299	4	295	39	6
a. Forcible Entry	217	3	214	29	3
b. Unlawful Entry - No Force	53	1	52	10	3
c. Attempted Forcible Entry	29	0	29	0	0
6. LARCENY THEFT TOTAL (except Motor Vehicle Theft)	1,057	24	1,033	229	12
7. MOTOR VEHICLE THEFT TOTAL	307	14	293	22	6
a. Autos	276	12	264	22	6
b. Trucks and Buses	20	2	18	0	0
c. Other Vehicles	11	0	11	0	0
GRAND TOTAL	2,387	57	2,330	741	47

CHECKING ANY OF THE APPROPRIATE BLOCKS BELOW WILL ELIMINATE YOUR NEED TO SUBMIT REPORTS WHEN THE VALUES ARE ZERO. THIS WILL ALSO AID THE NATIONAL PROGRAM IN ITS QUALITY CONTROL EFFORTS.

NO SUPPLEMENTARY HOMICIDE REPORT SUBMITTED SINCE NO MURDERS, JUSTIFIABLE HOMICIDES, OR MANSLAUGHTER BY NEGLIGENCE OCCURRED IN THIS JURISDICTION DURING THE MONTH.

NO SUPPLEMENT TO RETURN A REPORT SINCE NO CRIME OFFENSES OR RECOVERY OF PROPERTY REPORTED DURING THE MONTH.

NO LAW ENFORCEMENT OFFICERS KILLED OR ASSAULTED REPORT SINCE NONE OF THE OFFICERS WERE ASSAULTED OR KILLED DURING THE MONTH.

NO AGE, SEX, AND RACE OF PERSONS ARRESTED UNDER 18 YEARS OF AGE REPORT SINCE NO ARRESTS OF PERSONS WITHIN THIS AGE GROUP.

NO AGE, SEX, AND RACE OF PERSONS ARRESTED 18 YEARS OF AGE AND OVER REPORT SINCE NO ARRESTS OF PERSONS WITHIN THIS AGE GROUP.

NO MONTHLY RETURN OF ARSON OFFENSES KNOWN TO LAW ENFORCEMENT REPORT SINCE NO ARSONS OCCURRED.

DO NOT USE THIS SPACE

INITIALS

RECORDED

EDITED

ENTERED

ADJUSTED

CORRECTED

\* TOTALS INCLUDE PREVIOUS OFFENSES

FEBRUARY 2015

Month and Year of Report

GAAPD 0000

Agency Identifier

MARCH 12, 2015

Date

ATLANTA POLICE DEPARTMENT - GEORGIA

Agency and State

*Nail J. King* LIEUTENANT

Prepared By

Title

*Stoyan A. Ivanov* CHIEF  
Chief Commissioner Sheriff or Superintendent

SSD/3-12-15

## PROPERTY STOLEN BY CLASSIFICATION

CLASSIFICATION	DATA ENTRY	Number of Actual Offenses (Column 4 Return A)	Monetary Value of Property Stolen
1. MURDER AND NONNEGLIGENT MANSLAUGHTER	12	9	\$ 0.00
2. FORCIBLE RAPE	20	7	\$ 50.00
<b>3. ROBBERY</b>			
(a) HIGHWAY (streets, alleys, etc.)	31	95	20,340.00
(b) COMMERCIAL HOUSE (except c. d. and f)	32	19	32,637.00
(c) GAS OR SERVICE STATION	33	0	0.00
(d) CONVENIENCE STORE	34	4	413.00
(e) RESIDENCE (anywhere on premises)	35	10	2,921.00
(f) BANK	36	3	25,254.00
(g) MISCELLANEOUS	37	6	3,994.00
<b>TOTAL ROBBERY</b>	<b>30</b>	<b>137</b>	<b>\$ 85,559.00</b>
<b>5. BURGLARY - BREAKING OR ENTERING</b>			
(a) RESIDENCE (dwelling)			
(1) NIGHT (6 p.m. - 6 a.m.)	51	86	88,614.00
(2) DAY (6 a.m. - 6 p.m.)	52	166	180,527.00
(3) UNKNOWN	53	0	0.00
(b) NON-RESIDENCE (store, office, etc.)			
(1) NIGHT (6 p.m. - 6 a.m.)	54	22	187,871.00
(2) DAY (6 a.m. - 6 p.m.)	55	21	45,322.00
(3) UNKNOWN	56	0	0.00
<b>TOTAL BURGLARY</b>	<b>50</b>	<b>295</b>	<b>\$ 502,334.00</b>
<b>6. LARCENY - THEFT (Except Motor Vehicle Theft)</b>			
(a) \$200 AND OVER	61	213	603,832.00
(b) \$50 TO \$200	62	66	7,021.00
(c) UNDER \$50	63	754	1,687.00
<b>TOTAL LARCENY (Same as Item 6X)</b>	<b>60</b>	<b>1,033</b>	<b>\$ 612,540.00</b>
7. MOTOR VEHICLE THEFT (Include Alleged Joy Ride)	70	293	\$ 150,974.00
<b>GRAND TOTAL - ALL ITEMS</b>	<b>77</b>	<b>1,351,457.00</b>	<b>\$ 1,351,457.00</b>
<u>ADDITIONAL ANALYSIS OF LARCENY AND MOTOR VEHICLE THEFT</u>			
<b>6X. NATURE OF LARCENIES UNDER ITEM 6</b>			
(a) POCKET-PICKING	81	8	562.00
(b) PURSE-SNATCHING	82	12	2,477.00
(c) SHOPLIFTING	83	225	24,981.00
(d) FROM MOTOR VEHICLES (except e)	84	498	258,727.00
(e) MOTOR VEHICLE PARTS AND ACCESSORIES	85	66	39,771.00
(f) BICYCLES	86	6	584.00
(g) FROM BUILDING (except c and h)	87	95	202,335.00
(h) FROM ANY COIN OPERATED MACHINES (parking meters, etc.)	88	0	0.00
(i) ALL OTHER	89	123	83,103.00
<b>TOTAL LARCENIES (Same as Item 6)</b>	<b>80</b>	<b>1,033</b>	<b>\$ 612,540.00</b>
<b>7X. MOTOR VEHICLES RECOVERED</b>			
(a) STOLEN LOCALLY AND RECOVERED LOCALLY	91	68	
(b) STOLEN LOCALLY AND RECOVERED BY OTHER JURISDICTIONS	92	2	
(c) TOTAL LOCALLY STOLEN MOTOR VEHICLES RECOVERED (a & b)	93	70	
(d) STOLEN IN OTHER JURISDICTIONS AND RECOVERED LOCALLY	90	N/A	

SUPPLEMENT TO RETURN A  
MONTHLY RETURN OF OFFENSES KNOWN TO THE POLICE

1-706 (Rev 8-30-94)  
Form Approved  
OMB No. 1110-0007

This report is authorized by law, Title 28, Section 534, U. S. Code. While you are not required to respond, your cooperation in submitting this report with the Return A will assist the FBI in compiling comprehensive, accurate figures on a timely basis.

This form deals with the nature of crime and the monetary value of property stolen and recovered. The total offenses recorded on the form should be the same as the number of actual offenses listed in Column 4 of the Return A for each crime class. Include attempted crimes on this form, but do not include unfounded offenses. If you cannot complete the report in all areas, please record as much information as is available. Tally sheets will be sent upon request.

PROPERTY BY TYPE AND VALUE

Type of Property (1)	Data Entry	Monetary Value of Property Stolen in Your Jurisdiction	
		Stolen (2)	Recovered (3)
(A) Currency, Notes, Etc.	01	\$ 157,896.00	\$ 0.00
(B) Jewelry and Precious Metals	02	256,259.00	1.00
(C) Clothing and Furs	03	200,025.00	0.00
(D) Locally Stolen Motor Vehicles	04	150,974.00	62,076.00
(E) Office Equipment	05	10,338.00	0.00
(F) Televisions, Radios, Stereos, Etc.	06	282,371.00	0.00
(G) Firearms	07	7,195.00	0.00
(H) Household Goods	08	8,435.00	0.00
(I) Consumable Goods	09	4,029.00	0.00
(J) Livestock	10	0.00	0.00
(K) Miscellaneous	11	273,935.00	2.00
<b>TOTAL</b>	<b>00</b>	<b>\$ 1,351,457.00</b>	<b>\$ 62,079.00</b>

The total of this column should agree with the Grand Total (DATA ENTRY 77) shown on page 2.

Include in this column all property recovered even though stolen in prior months. The above is an accounting for only that property stolen in your jurisdiction. This will include property recovered for you by other jurisdictions, but not property you recover for them.

MARCH 12, 2015

DATE

PREPARED BY *Nail J. King* LIEUTENANT  
TITLE  
*George H. Jones* CHIEF  
CHIEF, COMMISSIONER, SHERIFF OR SUPERINTENDENT

FEBRUARY 2015

Month and Year of Report

GAAPD 0000

Agency Identifier

ATLANTA POLICE DEPARTMENT - GEORGIA

Agency and State

**LAW ENFORCEMENT OFFICERS KILLED OR ASSAULTED**

It is requested this report be completed and transmitted with monthly crime reports to: Director, Federal Bureau of Investigation, Uniform Crime Reports, Washington, D. C. 20535. This form should be used to report the number of your officers who were assaulted or killed in the line of duty during the month. Additional information concerning officers killed will be requested by a separate questionnaire.

**OFFICERS KILLED**

Number of your law enforcement officers killed in the line of duty this month.

By felonious act

0

By accident or negligence

0

**Officers Assaulted (Do not include officers killed) - See other side for instructions.**

Type of Activity	Total Assaults by Weapon A	Type of Weapon					Type of Assignment							Police Assaults Cleared M
		Firearm B	Knife or Other Cutting Instrument C	Other Dangerous Weapon D	Hands, Fists, Feet, etc. E	Two-Officer Vehicle F	One-Officer Vehicle		Detective or Special Assign.		Other			
							Alone G	As-sisted H	Alone I	As-sisted J	Alone K	As-sisted L		
1. Responding to "Disturbance" calls (family quarrels, man with gun, etc.)	1				1		1							1
2. Burglaries in progress or pursuing burglary suspects	0													
3. Robberies in progress or pursuing robbery suspects	0													
4. Attempting other arrests	0													
5. Civil disorder (riot, mass disobedience)	0													
6. Handling, transporting, custody of prisoners	3				3			3						3
7. Investigating suspicious persons or circumstances	0													
8. Ambush - no warning	0													
9. Mentally deranged	1			1				1						1
10. Traffic pursuits and stops	5			4	1		1	4						5
11. All Other	0													
<b>12. TOTAL (1-11)</b>	<b>10</b>	<b>0</b>	<b>0</b>	<b>5</b>	<b>5</b>	<b>0</b>	<b>2</b>	<b>8</b>	<b>0</b>	<b>0</b>	<b>0</b>	<b>0</b>	<b>0</b>	<b>10</b>
13. Number with personal injury	0													
14. Number without personal injury	10			5	5									
15. Time of assaults														
AM	4				2									
PM				1	2	1								

**DO NOT WRITE HERE**

Recorded	Initials
Edited	
Punched	
Verified	
Adjusted	
DOJ/FBI	

12:01 2:00 4:00 6:00 8:00 10:00 12:00

FEBRUARY 2015 GAAPD 0000  
 Month and Year Agency Identifier  
 ATLANTA POLICE DEPARTMENT GEORGIA  
 Agency State

*Nail J King* LIEUTENANT  
 Prepared By *George N. Jones* CHIEF  
 Chief, Sheriff, Commissioner, Superintendent

MONTHLY RETURN OF ARSON OFFENSES KNOWN TO LAW ENFORCEMENT

DO-73 (2-11-82)  
Form Approved  
OMB No. 1110-0008

This report is authorized by law Title 28, Section 534, United States Code, and the enactment of the fiscal year 1979, Department of Justice Authorization Bill S. 3151. While you are not required to respond, your cooperation in using this form to report all incidents of arson which become known to your department during the month will assist the FBI in compiling comprehensive, accurate data on a timely basis. Instructions appear on reverse side.

1 PROPERTY CLASSIFICATION	2 Offenses Reported or Known to Police (Include Unfounded and Attempts)	3 Unfounded, i.e. False or Baseless Complaints	4 Number of Actual Offenses (Column 2 Minus Column 3 (Include Attempts))	5 Total Offenses Cleared by Arrest or Exceptional Means (Include Column 6)	6 Number of Clearances Involving Only Persons Under 18 Years of Age	7 Offenses Where Structures Uninhabited, Abandoned, or not Normally in Use	8 Estimated Value of Property Damage
<b>S T R U C T U R A L</b>							
A. Single Occupancy Residential: Houses, Townhouses, Duplexes, etc.	10	8	2			1	\$ 20,000.
B. Other Residential: Apartments, Tenements, Flats, Hotels, Motels, Inns, Dormitories, Boarding Houses, etc.	3	3					\$
C. Storage: Barns, Garages, Warehouses, etc.							\$
D. Industrial/Manufacturing							\$
E. Other Commercial: Stores, Restaurants, Offices, etc.							\$
F. Community/Public: Churches, Jails, Schools, Colleges, Hospitals, etc.							\$
G. All Other Structure: Out Buildings, Monuments, Buildings Under Construction, etc.							\$
<b>TOTAL STRUCTURE</b>	13	11	2			1	\$ 20,000.
<b>M O B I L E</b>							
H. Motor Vehicles: Automobiles, Trucks, Buses, Motorcycles, etc.: UCR Definition	2	2					\$
I. Other Mobile Property: Trailers, Recreational Vehicles, Airplanes, Boats, etc.							\$
<b>TOTAL MOBILE</b>	2	2					\$
J. TOTAL OTHER Crops, Timber, Fences, Signs, etc.							\$
<b>GRAND TOTAL</b>	15	13	2			1	\$ 20,000.

DO NOT WRITE HERE	
Recorded	
Edited	
Entered	
Adjusted	
Corres.	

Agency Identifier GAAPD 0000 Month FEBRUARY 2015  
 Agency ATLANTA POLICE DEPARTMENT State GEORGIA  
 Prepared by Nash 1008 LIEUTENANT CHIEF  
 Chief, Commissioner, Sheriff, or Superintendent



AGENCY IDENTIFIER GAAPD 0000 REPORTING PERIOD FEBRUARY 2015

AGENCY NAME ATLANTA POLICE DEPARTMENT

**POLICE DISPOSITION OF JUVENILES**

**-Not to include neglect or traffic cases-**

1. Handled within Department and released.  
(Warning, released to parents, etc.)

2. Referred to juvenile court or probation department.

3. Referred to welfare agency.

4. Referred to other police agency.

5. Referred to criminal or adult court.

TOTAL

\_\_\_\_\_

\_\_\_\_\_ 93

\_\_\_\_\_

\_\_\_\_\_

\_\_\_\_\_

\_\_\_\_\_ 93

MARCH 11, 2015

DATE

Nail S Klay

PREPARED BY

LIEUTENANT

TITLE

George H. Jones

APPROVED BY

CHIEF

TITLE

GCIC USE ONLY

Recorded	_____
Reviewed	_____
Punched	_____
Verified	_____

RETURN TO

Georgia Crime Information Center/Uniform Crime Reporting  
P. O. Box 1456  
Atlanta, Georgia 30301

Return on or before the 7th of the following month.

GCIC/UCR-012 (9/74)

PAGE 1 OF 1  
SUPPLEMENTARY HOMICIDE REPORT

This report is authorized by law Title 28, Section 534, United States Code. While you are not required to respond, your cooperation in using this form to list data pertaining to all homicides reported on your Return A will assist the FBI in compiling comprehensive, accurate data regarding this important classification on a timely basis.

1a. Murder and Nonnegligent Manslaughter

List below specific information for all offenses shown in item 1a of the monthly Return A. In addition, list all justifiable killings of felons by a citizen or by a peace officer in the line of duty. A brief explanation in the circumstances column regarding unfounded homicide offenses will aid the national Uniform Crime Reporting Program in editing the reports.

Incident	Situation*	Victim **			Offender**			Data Code		Weapon Used (Handgun, Rifle, Shotgun, Club, Poison, etc.)	Relationship of Victim to Offender (Husband, Wife, Son, Father, Acquaintance, Neighbor, Stranger, etc.)	Circumstances (Victim shot by robber, robbery victim shot robber, killed by patron during barroom brawl, etc.)
		Age	Sex	Race	Ethnicity	Age	Sex	Race	Ethnicity			
	B	22	M	B	N					STRANGULATION	UNKNOWN	OTHER
	A	47	M	B	N	59	M	B	N	HANDGUN	OTHER - KNOWN TO VICTIM	VICTIM FOUND MURDERED
	B	29	M	B	N					HANDGUN	UNKNOWN	OTHER
	B	23	M	B	N					HANDGUN	UNKNOWN	OTHER
	B	26	M	B	N					RIFLE - 227 CAL	UNKNOWN	OTHER
	F	32	M	B	N					HANDGUN - 9 MM	UNKNOWN	OTHER
	F	37	M	B	N					HANDGUN - 9 MM	UNKNOWN	OTHER
	B	36	M	B	N					HANDGUN - 380 CAL	UNKNOWN	OTHER
	B	26	M	B	N					HANDGUN - 9 MM	UNKNOWN	OTHER
	A	25	M	B	N	23	M	B	N	HANDGUN	ACQUAINTANCE	FELON KILLED BY PRIVATE CITIZEN *

\* - See reverse side for explanation

FEBRUARY 2015  
 Month and Year  
 ATLANTA POLICE DEPARTMENT  
 Agency  
 GAAPD 0000  
 Agency Identifier  
 GEORGIA  
 State  
 Prepared By: *Walt J. Koop*  
 Title: LIEUTENANT  
 Chief, Sheriff, Commissioner, Superintendent: *George N. Jones*  
 Title: CHIEF

DO NOT WRITE HERE				
Recorded		Edited		
Punched		Verified		
Adjusted				

ATLANTA POLICE DEPARTMENT  
AGE, SEX, AND RACE OF PERSONS ARRESTED  
17 YEARS OF AGE AND OVER

MONTH FEBRUARY

YEAR 2015

CLASSIFICATION OF OFFENSES	SEX	AGE OF PERSON ARRESTED																		TOTAL	RACE					ETHNIC							
		17	18	19	20	21	22	23	24	29	30	34	35	39	40	44	45	49	50		54	55	59	60	64	65	UP	White	Black	Native Amer.	Asian/Pacific	Whi. Hispanic	Blk Hispanic
		17	18	19	20	21	22	23	24	29	30	34	35	39	40	44	45	49	50		54	55	59	60	64	65	UP	White	Black	Native Amer.	Asian/Pacific	Whi. Hispanic	Blk Hispanic
Murder/Nonnegligent Manslaughter	M																			1	1				2								
	F																									0		2					
Manslaughter by Negligence	M																									0							
	F																									0							
Forcible Rape	M	1																								4							
	F																									0							
Robbery	M	2	4	3				2	2	1	4	3	1	1												23							
	F									1																2	1	24					
Aggravated Assault	M	1	2	2																						48							
	F	2																								19	11	56					
Burglary-Breaking or Entering	M	1	1	2	2																					19							
	F																									1	3	17					
Larceny - Theft (except Motor Vehicle Theft)	M	3	6	9	4	1	6	8	34	8	12	13	12	13	12	21	9	3	1						150								
	F	5	2	1	1	3	3	4	9	7	3	4	4	3	4	3	2	3	2	3						54	26	176		2			
Motor Vehicle Theft	M	5	1																							12							
	F																									1		13					
Other Assaults	M	3	1	2	1	2	2	6	29	21	14	8	11	8	3	4	115									39							
	F	4	1	2	3	2	3	1	9	4	3	2	3	1	1	1										18	136						
Arson	M																									0							
	F																									0							
Forgery and Counterfeiting	M																									9							
	F																									3	2	10					
Fraud	M																									21							
	F																									8	4	25					
Embezzlement	M																									3							
	F																									0	1	2					
Stolen Property: Buying, Receiving, Possessing	M	2	1	2	2	1	4	5	2	1	1														21								
	F	1																								6	3	24					
Vandalism	M	1																								24							
	F																									5	3	26					
Weapons	M	1	2	2	1	1	1	3	8	7	4	1	1												32								
	F	1	1	1								2	3												7	2	37						

**ATLANTA POLICE DEPARTMENT**  
**AGE, SEX, AND RACE OF PERSONS ARRESTED**  
**17 YEARS OF AGE AND OVER**

MONTH FEBRUARYYEAR 2015

CLASSIFICATION OF OFFENSES	SEX	AGE OF PERSON ARRESTED												RACE				ETHNIC					
		17	18	19	20	21	22	23	24	30	35	40	45	50	55	60	65	White	Black	Native Amer.	Asian/Pacific	Whi Hispanic	Blck Hispanic
		17	18	19	20	21	22	23	24	29	34	39	44	49	54	59	64						
TOTAL																							
16 Prostitution and Commercialized Vice	M																						
	F																						
17 Sex Offenses (except Rape and Prostitution)	M	1		1			1	5	8	1	7	9	9	8	7	2		1					
	F			1				1	1	2	1	2											
18 Drug Abuse Violations Grand Total	M	3	6	6	13	17	17	8	84	53	41	24	25	27	12	7	1						
	F	2	3	0	2	2	1	1	26	15	7	2	1	4	2	1	1						
180 (1) Sale/Manufacturing Subtotal	M	0	0	1	2	1	1	0	8	7	4	2	3	3	0	0							
	F	0	0	0	0	0	0	0	2	1	1	0	0	0	0	0							
a Opium or Cocaine and their derivatives	M			1					2	1	1	1	1										
	F																						
b Marijuana	M			1			1		5	1	1	1	1					1					
	F								1	1													
c Synthetic Narcotics	M																						
	F																						
d Other Dangerous Non-Narcotic Drugs	M				1	1			1	5	3	1	1										
	F								1	1								5					
185 (2) Possession Subtotal	M	3	6	5	11	16	16	8	76	46	37	22	22	24	12	7	1						
	F	2	3	0	2	2	1	1	24	14	6	2	1	4	2	1	1						
e Opium or Cocaine and their derivatives	M				1	1	1		12	19	8	6	14	13	6	6							
	F								4	3	1	1	1	3	1	1							
f Marijuana	M	3	6	5	10	14	15	8	63	27	28	15	8	9	6	1	1						
	F	2	3		2	2	1	1	20	11	5	1		1	1	1							
g Synthetic Narcotics	M					1																	
	F																						
h Other Dangerous Non-Narcotic Drugs	M							1	1	1													
	F																						
19 Gambling Total	M	0	0	0	0	0	0	0	1	1	0	0	0	0	0	0							
	F	0	0	0	0	0	0	0	0	0	0	0	0	0	0	0							
Bookmaking	M																						
	F																						
Numbers and Lottery	M																						
	F																						

ATLANTA POLICE DEPARTMENT  
 AGE, SEX, AND RACE OF PERSONS ARRESTED  
 17 YEARS OF AGE AND OVER

MONTH FEBRUARY

YEAR 2015

CLASSIFICATION OF OFFENSES	SEX	AGE OF PERSON ARRESTED											RACE					ETHNIC						
		17	18	19	20	21	22	23	24	30	35	40	45	50	55	60	65	White	Black	Native Amer	Asian/Pacific	Whl. Hispanic	Blck Hispanic	
																	UP							
All Other Gambling	M										1	1												2
	F																							0
Offenses Against Family And Children	M																							0
	F																							2
Driving Under the Influence	M																							2
	F																							3
Liquor Laws	M																							59
	F																							33
Drunkenness	M																							133
	F																							17
Disorderly Conduct	M																							55
	F																							7
Vagrancy	M																							181
	F																							47
All Other Offenses (except Traffic)	M																							67
	F																							9
Suspicion	M																							20
	F																							37
TOTAL		37	36	49	41	54	67	72	387	257	173	187	211	136	66	45	1995	279	1712	0	4	0	0	

FEBRUARY 2015

Month and Year of Report

GAAPD 0000

Agency Identifier

MARCH 16, 2015

Date

ATLANTA POLICE DEPARTMENT - GEORGIA

Agency and State

Prepared By Nail S. King

LIEUTENANT

Title

*[Signature]*  
 Chief, Commissioner, Sheriff, or Superintendent

CHIEF

ATLANTA POLICE DEPARTMENT  
 AGE, SEX, AND RACE OF PERSONS ARRESTED  
 16 YEARS OF AGE AND UNDER

MONTH FEBRUARY

YEAR 2015

CLASSIFICATION OF OFFENSES	SEX	AGE						TOTAL	RACE					ETHNIC				
		0 9	10 12	13 14	15	16	White		Black	Native Amer	Asian/Pacific	Whi. Hispanic	Blck Hispanic					
Murder/Nonnegligent Manslaughter	M						0											
	F						0											
Manslaughter by Negligence	M						0											
	F						0											
Forcible Rape	M			1			1											
	F						0					1						
Robbery	M				1	1	2											
	F						1											
Aggravated Assault	M		1	1	4		6											
	F				1	1	2					2						
Burglary- Breaking or Entering	M		1	3	1		5											
	F						0						5					
Larceny - Theft (except Motor Vehicle Theft)	M			6	2	6	14											
	F			1	2	2	5					1						
Motor Vehicle Theft	M			4	1	4	9											
	F						0											
Other Assaults	M		1	1	3	2	7											
	F		2	3	3	1	9											
Arson	M						0											
	F						0											
Forgery and Counterfeiting	M						0											
	F						0											
Fraud	M						0											
	F						0											
Embezzlement	M						0											
	F						0											
Stolen Property, Buying, Receiving, Possessing	M				1	2	3											
	F						0											
Vandalism	M				1	1	2											
	F						0											
Weapons	M						0											
	F			2		1	3											
Prostitution and Commercialized Vice	M		1				1											
	F						0											

ATLANTA POLICE DEPARTMENT  
 AGE, SEX, AND RACE OF PERSONS ARRESTED  
 16 YEARS OF AGE AND UNDER

MONTH FEBRUARY

YEAR 2015

CLASSIFICATION OF OFFENSES	SEX	AGE					RACE				ETHNIC		
		0 9	10 12	13 14	15	16	TOTAL	White	Black	Native Amer	Asian/Pacific	Whi Hispanic	Blck Hispanic
17 Sex Offenses (except Rape and Prostitution)	M			1		1	2						
	F						0	2					
18 Drug Abuse Violations	M	0	0	2	1	2	5						
	F	0	0	0	0	0	0	0	5	0	0	0	0
180 (1) Sale/Manufacturing Subtotal	M	0	0	0	0	0	0	0	0	0	0	0	0
	F	0	0	0	0	0	0	0	0	0	0	0	0
a Opium or Cocaine and their Derivatives	M						0						
	F						0						
b Marijuana	M						0						
	F						0						
c Synthetic Narcotics	M						0						
	F						0						
d Other Dangerous Non-Narcotic Drugs	M						0						
	F						0						
185 (2) Possession Subtotal	M	0	0	2	1	2	5	0	5	0	0	0	0
	F	0	0	0	0	0	0	0	0	0	0	0	0
e Opium or Cocaine and their Derivatives	M						0						
	F						0						
f Marijuana	M			2	1	2	5						
	F						0	5					
g Synthetic Narcotics	M						0						
	F						0						
h Other Dangerous Non-Narcotic Drugs	M						0						
	F						0						
19 Gambling Total	M	0	0	0	0	0	0	0	0	0	0	0	0
	F	0	0	0	0	0	0	0	0	0	0	0	0
a Bookmaking	M						0						
	F						0						
b Numbers and Lottery	M						0						
	F						0						
c All Other Gambling	M						0						
	F						0						
20 Offenses Against Family and Children	M						0						
	F						0						

ATLANTA POLICE DEPARTMENT  
 AGE, SEX, AND RACE OF PERSONS ARRESTED  
 16 YEARS OF AGE AND UNDER

MONTH FEBRUARY

YEAR 2015

CLASSIFICATION OF OFFENSES	SEX	AGE							RACE				ETHNIC			
		09	1012	1314	15	16	TOTAL	White	Black	Native Amer.	Asian/Pacific	Whi. Hispanic	Blck Hispanic			
Driving Under the Influence	M															
	F															
Liquor Laws	M															
	F															
Drunkenness	M															
	F															
Disorderly Conduct	M															
	F			1	2	2	5				7					
Vagrancy	M															
	F															
All Other Offenses (except Traffic)	M															
	F			1	1		2				3					
Suspicion	M															
	F															
Curfew and Loitering	M															
	F															
Run-Aways	M															
	F															
<b>Total</b>		0	8	28	27	30	93	3	90	0	0	0	0	0	0	

FEBRUARY 2015  
 Month and Year of Report

GAAPD 0000  
 Agency Identifier

MARCH 16, 2015  
 Date

Prepared By Nail S. Koo LIEUTENANT

[Signature] CHIEF  
 Chief, Commissioner, Sheriff, or Superintendent

ATLANTA POLICE DEPARTMENT - GEORGIA  
 Agency and State





**2015  
FEBRUARY HOMICIDE COMPARISON  
BY RACE, SEX, AND ETHNIC ORIGIN\***

	VICTIM	PERPETRATOR
B/M	9	1
W/M	0	0
HB/M	0	0
HW/M	0	0
A/M	0	0
<b>TOTAL MALES</b>	<b>9</b>	<b>1</b>
B/F	0	0
W/F	0	0
HB/F	0	0
HW/F	0	0
A/F	0	0
<b>TOTAL FEMALES</b>	<b>0</b>	<b>0</b>
<b>TOTAL</b>	<b>9</b>	<b>1</b>

	VICTIM %	PERPETRATOR %
B/M	100%	100%
W/M	0%	0%
HB/M	0%	0%
HW/M	0%	0%
A/M	0%	0%

B/F	0%	0%
W/F	0%	0%
HB/F	0%	0%
HW/F	0%	0%
A/F	0%	0%

**PERPETRATOR UNKNOWN FOR 8 HOMICIDES**

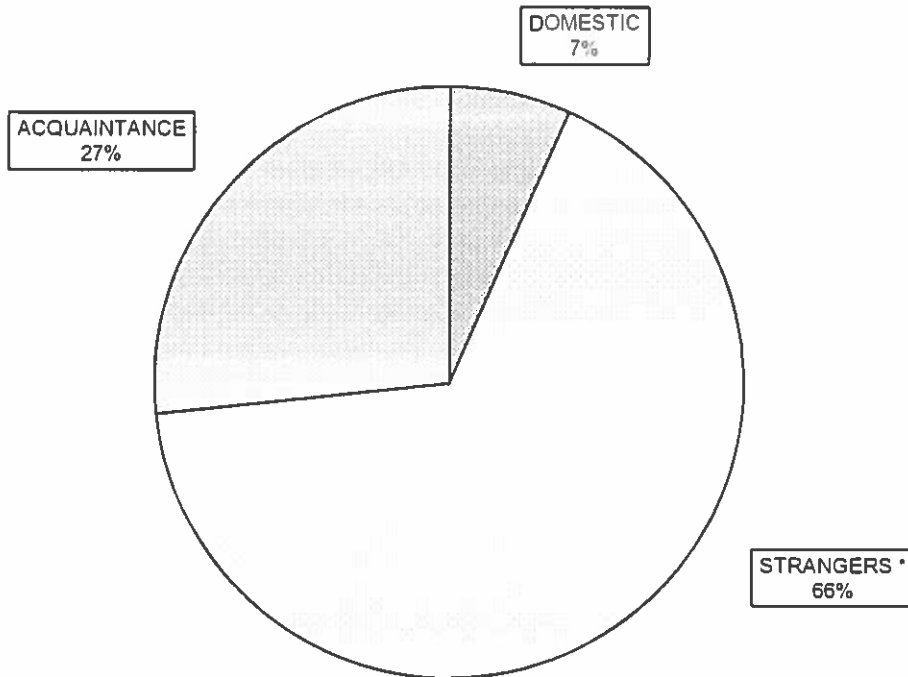


**2015  
HOMICIDE BREAKDOWN  
YEAR TO DATE**

**FEBRUARY**

MONTH	ACTUAL	DOMESTIC	%	STRANGERS *	%	ACQUAINTANCE	%
JANUARY	6	1	17%	2	33%	3	50%
FEBRUARY	9	0	0%	8	89%	1	11%
MARCH							
APRIL							
MAY							
JUNE							
JULY							
AUGUST							
SEPTEMBER							
OCTOBER							
NOVEMBER							
DECEMBER							
<b>TOTAL</b>	<b>15</b>	<b>1</b>	<b>7%</b>	<b>10</b>	<b>66%</b>	<b>4</b>	<b>27%</b>

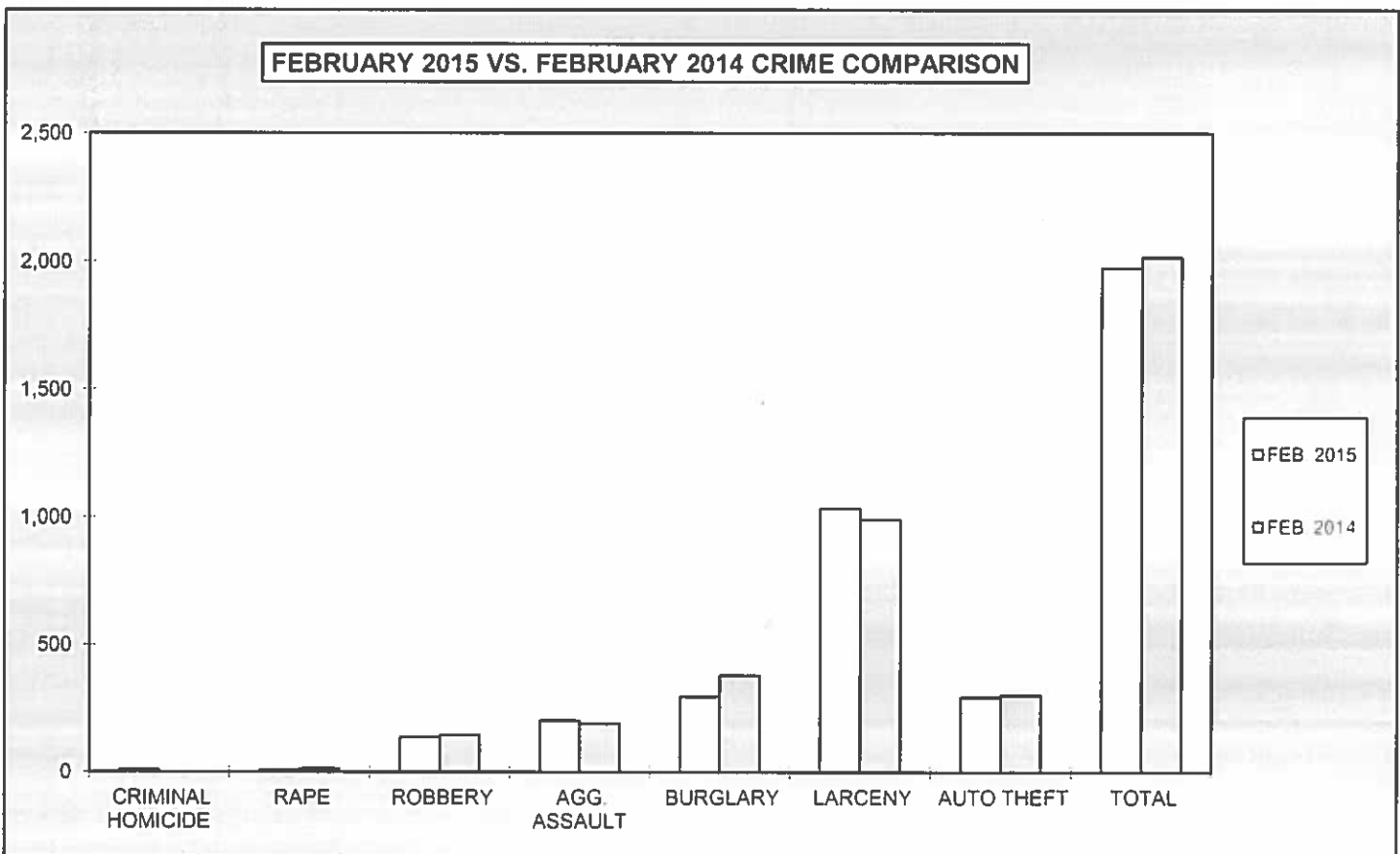
**HOMICIDE BREAKDOWN BY VICTIM/OFFENDER RELATIONSHIP**



\* UNKNOWN INCLUDED IN WITH STRANGERS

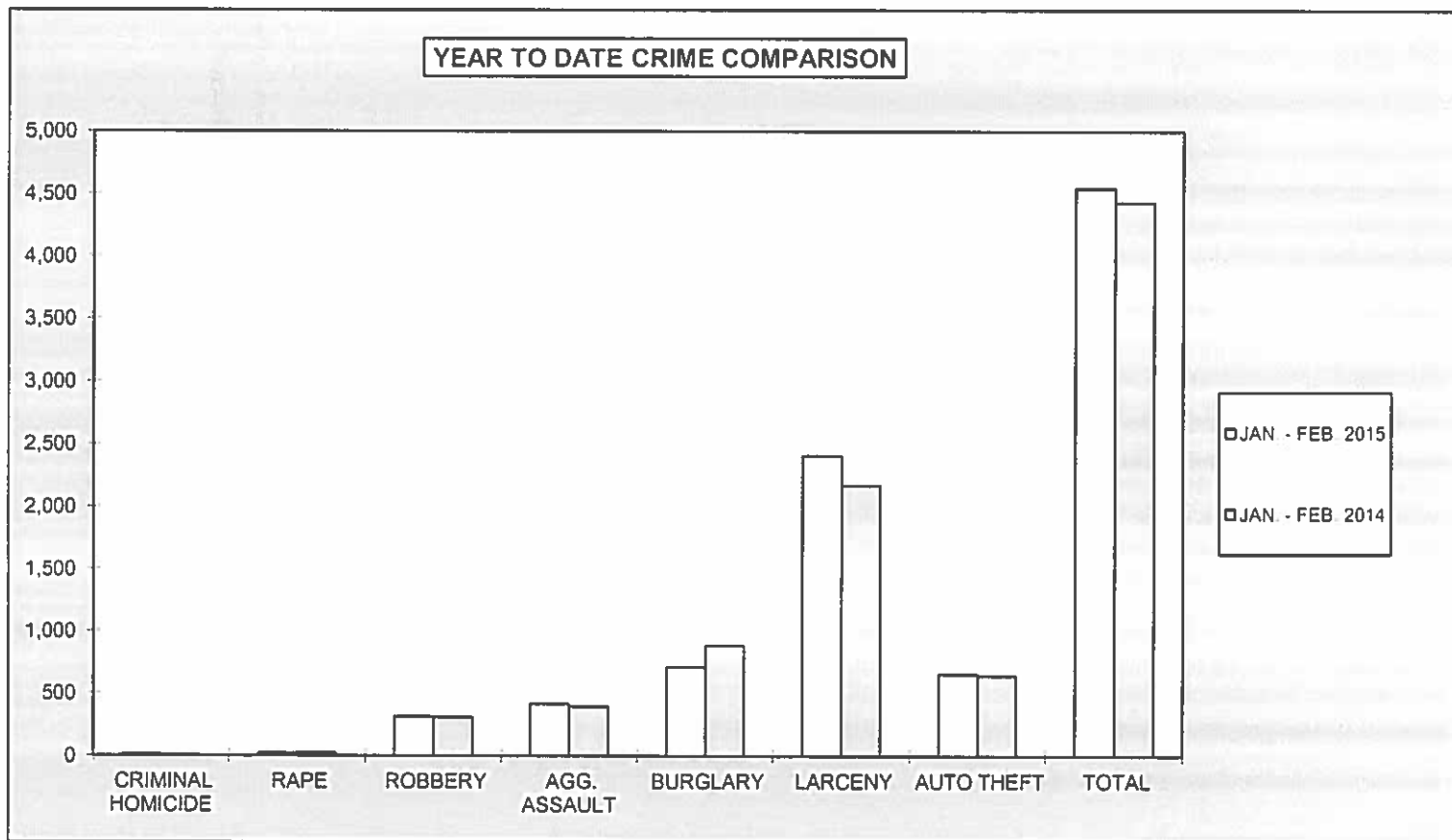
**2015  
MONTHLY CRIME COMPARISON**

CRIME	FEB. 2015	FEB. 2014	# DIFFERENCE	% DIFFERENCE
CRIMINAL HOMICIDE	9	0	9	100%
RAPE	7	13	-6	-46%
ROBBERY	137	144	-7	-5%
AGG. ASSAULT	201	189	12	6%
BURGLARY	295	379	-84	-22%
RESIDENCE	252	297	-45	-15%
NON-RESIDENCE	43	82	-39	-48%
LARCENY	1,033	990	43	4%
POCKETPICKING	8	5	3	60%
PURSE SNATCHING	12	14	-2	-14%
SHOPLIFTING	225	223	2	1%
FROM MOTOR VEHICLES	498	417	81	19%
MOTOR VEH. PARTS/ACCESSORIES	66	65	1	2%
BICYCLES	6	16	-10	-63%
FROM BUILDINGS	95	107	-12	-11%
FROM COIN OPERATED MACHINES	0	4	-4	-100%
ALL OTHER	123	139	-16	-12%
AUTO THEFT	293	301	-8	-3%
<b>TOTAL</b>	<b>1,975</b>	<b>2,016</b>	<b>-41</b>	<b>-2%</b>



**2015  
YEAR TO DATE CRIME COMPARISON**

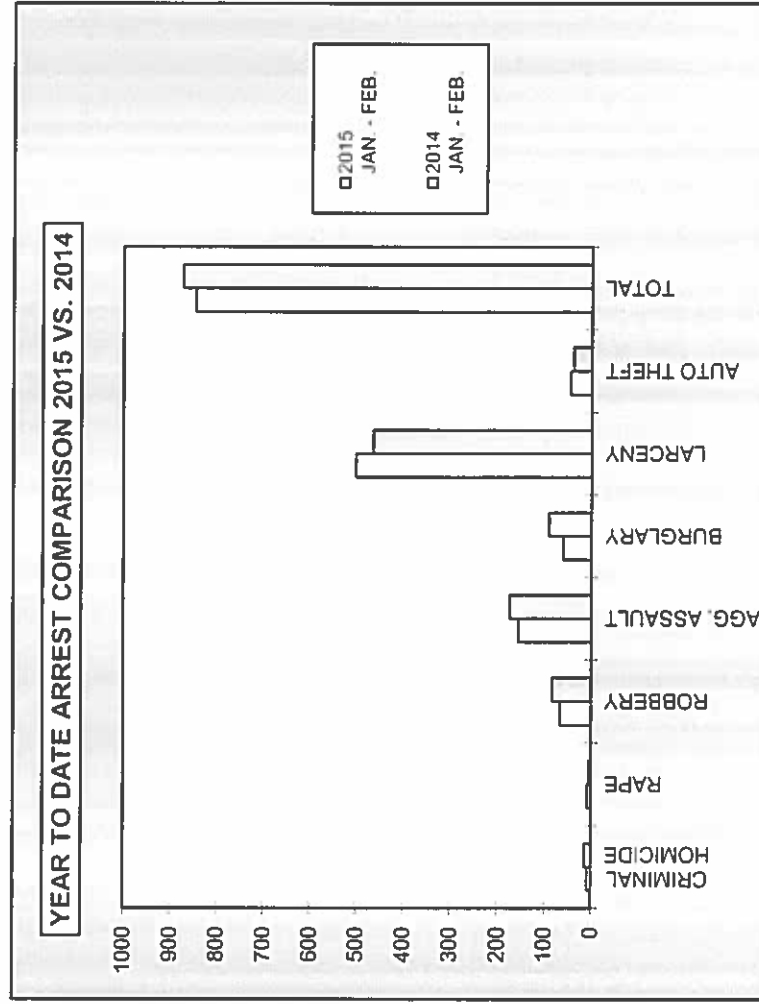
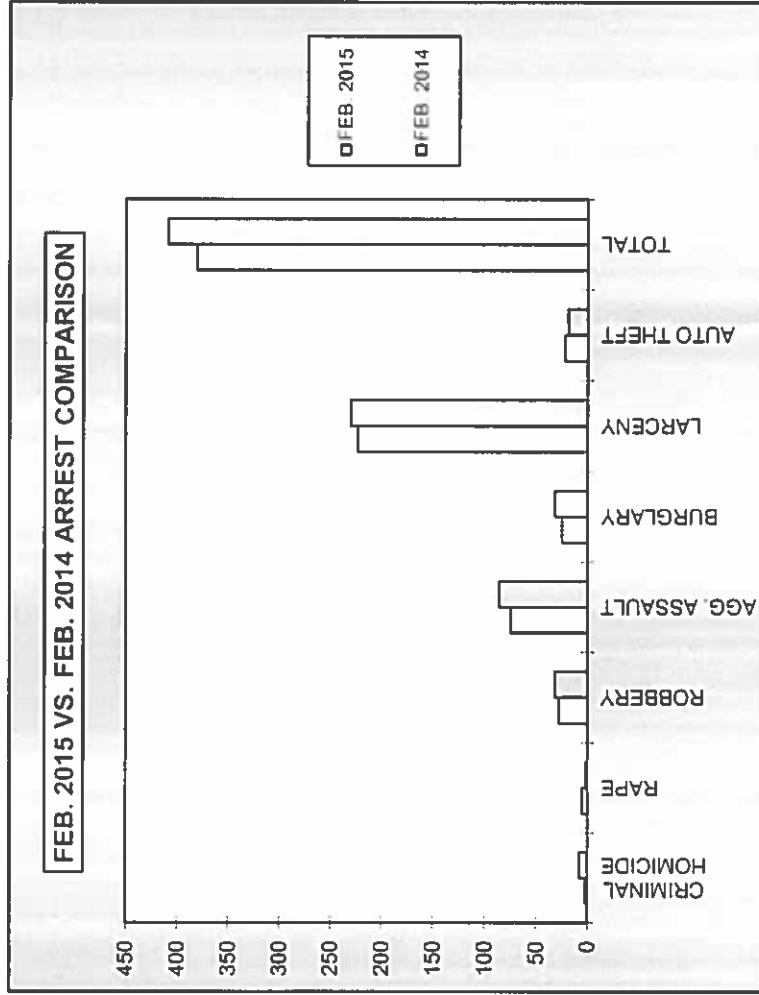
<b>FIRST 2 MONTHS</b>				
CRIME	JAN. - FEB. 2015	JAN. - FEB. 2014	# DIFFERENCE	% DIFFERENCE
CRIMINAL HOMICIDE	15	6	9	150%
RAPE	23	26	-3	-12%
ROBBERY	315	309	6	2%
AGG. ASSAULT	417	394	23	6%
BURGLARY	711	885	-174	-20%
RESIDENCE	600	709	-109	-15%
NON-RESIDENCE	111	176	-65	-37%
LARCENY	2,409	2,171	238	11%
POCKETPICKING	14	16	-2	-13%
PURSE SNATCHING	36	30	6	20%
SHOPLIFTING	464	433	31	7%
FROM MOTOR VEHICLES	1,194	1,009	185	18%
MOTOR VEH. PARTS/ACCESSORIES	170	133	37	28%
BICYCLES	19	28	-9	-32%
FROM BUILDINGS	225	235	-10	-4%
FROM COIN OPERATED MACHINES	1	5	-4	-80%
ALL OTHER	286	282	4	1%
AUTO THEFT	654	642	12	2%
<b>TOTAL</b>	<b>4,544</b>	<b>4,433</b>	<b>111</b>	<b>3%</b>



2015  
ARREST COMPARISON

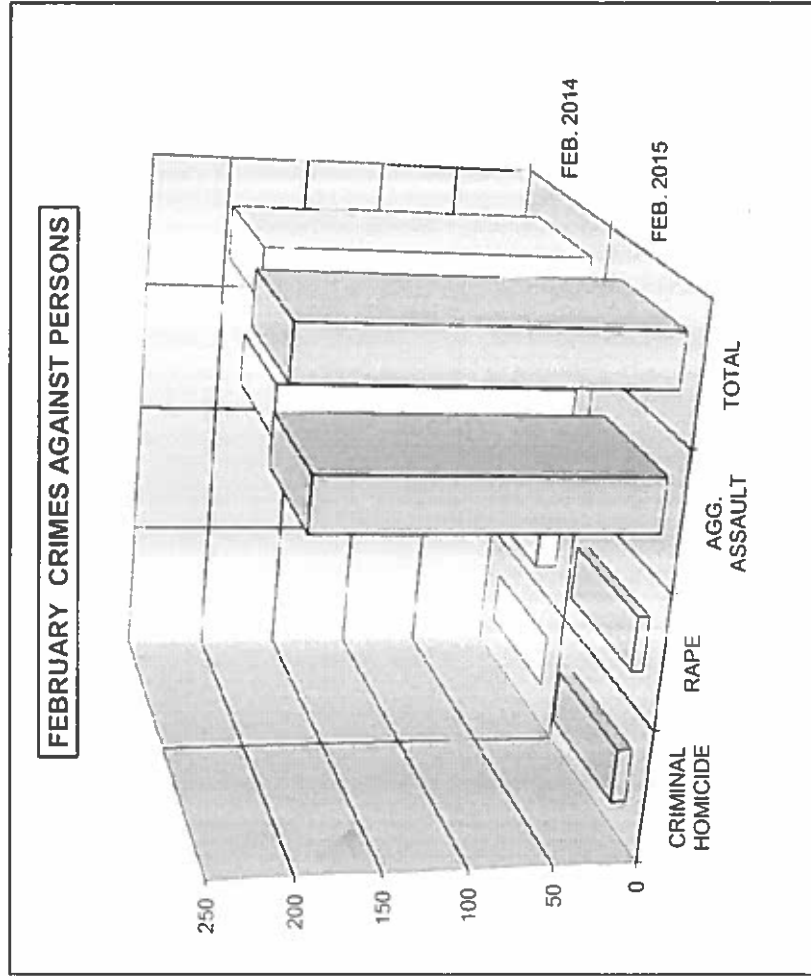
FEBRUARY ARREST COMPARISON					
CRIME	FEB. 2015	FEB. 2014	# DIFFERENCE	% DIFFERENCE	
CRIMINAL HOMICIDE	2	8	-6	-75%	
RAPE	5	2	3	150%	
ROBBERY	28	32	-4	-13%	
AGG. ASSAULT	75	86	-11	-13%	
BURGLARY	25	32	-7	-22%	
LARCENY	223	230	-7	-3%	
AUTO THEFT	22	19	3	16%	
<b>TOTAL</b>	<b>380</b>	<b>409</b>	<b>-29</b>	<b>-7%</b>	

FIRST 2 MONTHS ARREST COMPARISON					
CRIME	2015 JAN. - FEB.	2014 JAN. - FEB.	# DIFFERENCE	% DIFFERENCE	
CRIMINAL HOMICIDE	8	14	-6	-43%	
RAPE	8	5	3	60%	
ROBBERY	67	84	-17	-20%	
AGG. ASSAULT	156	175	-19	-11%	
BURGLARY	60	91	-31	-34%	
LARCENY	501	465	36	8%	
AUTO THEFT	45	38	7	18%	
<b>TOTAL</b>	<b>845</b>	<b>872</b>	<b>-27</b>	<b>-3%</b>	

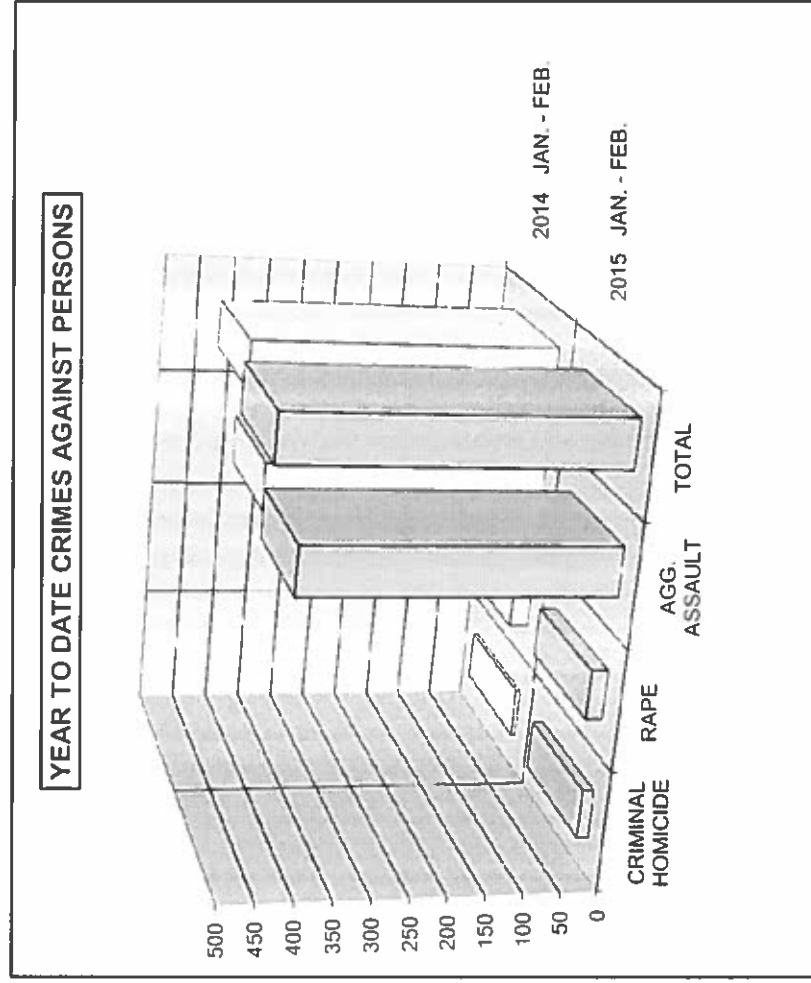


**2015  
CRIME COMPARISON  
CRIMES AGAINST PERSONS**

<b>FEBRUARY</b>					
CRIME	FEB. 2015	FEB. 2014	# DIFFERENCE	% DIFFERENCE	
CRIMINAL HOMICIDE	9	0	9	100%	
RAPE	7	13	-6	-46%	
AGG. ASSAULT	201	189	12	6%	
<b>TOTAL</b>	<b>217</b>	<b>202</b>	<b>15</b>	<b>7%</b>	



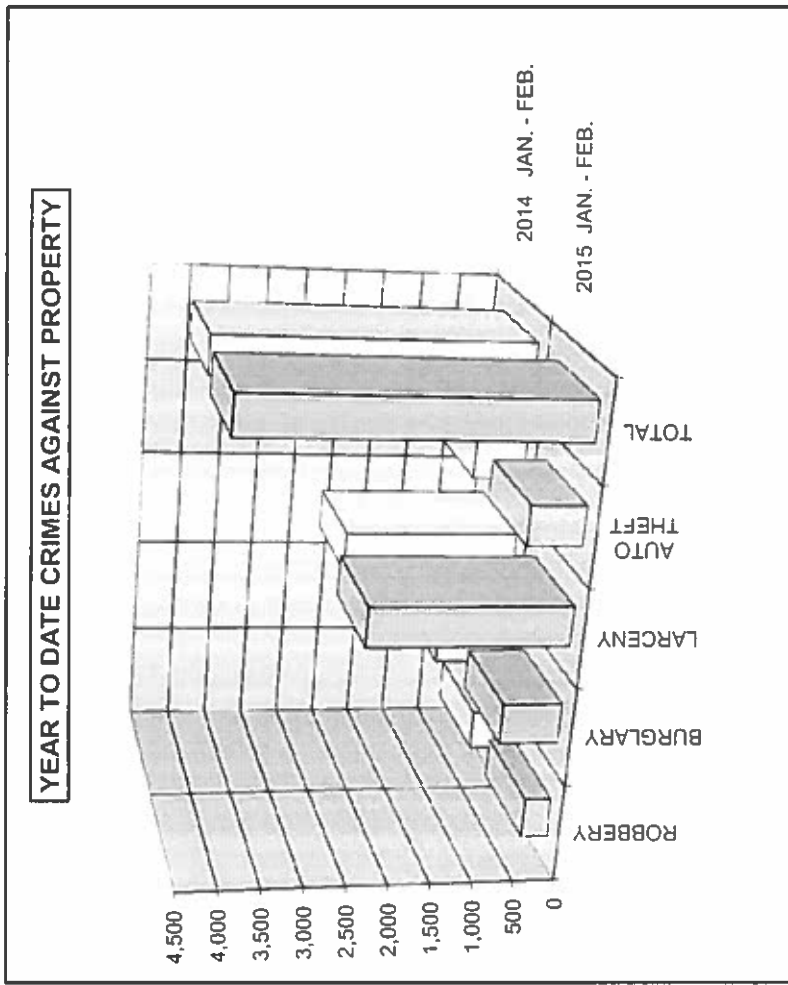
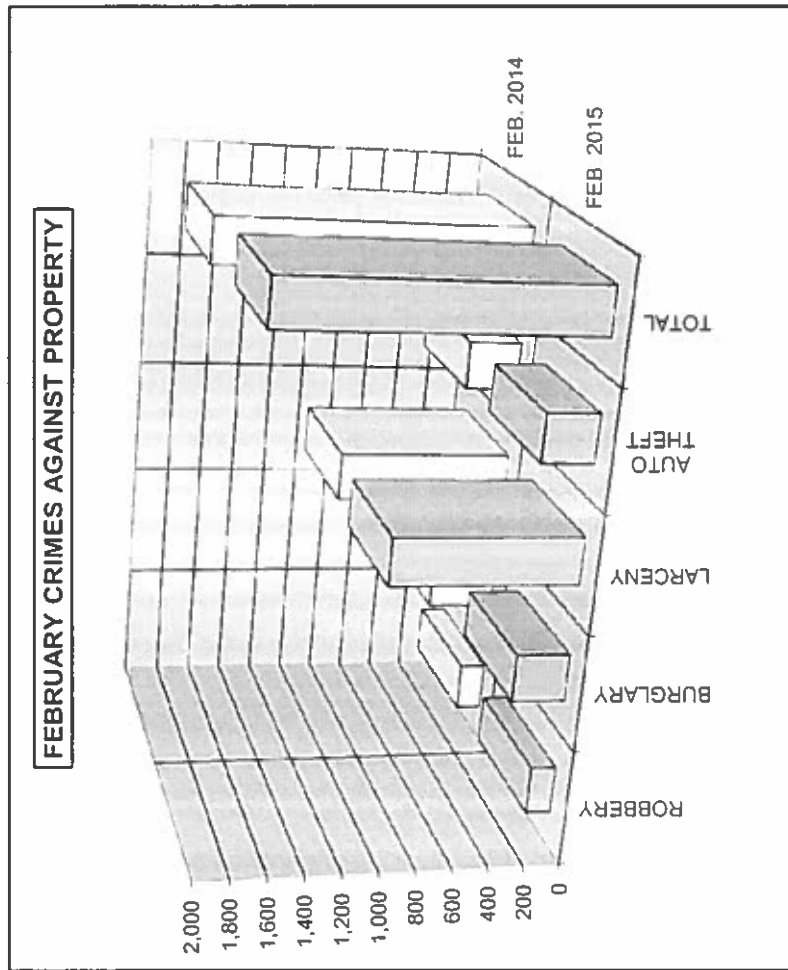
<b>FIRST 2 MONTHS</b>					
CRIME	2015 JAN. - FEB.	2014 JAN. - FEB.	# DIFFERENCE	% DIFFERENCE	
CRIMINAL HOMICIDE	15	6	9	150%	
RAPE	23	26	-3	-12%	
AGG. ASSAULT	417	394	23	6%	
<b>TOTAL</b>	<b>455</b>	<b>426</b>	<b>29</b>	<b>7%</b>	



**2015  
CRIME COMPARISON  
CRIMES AGAINST PROPERTY**

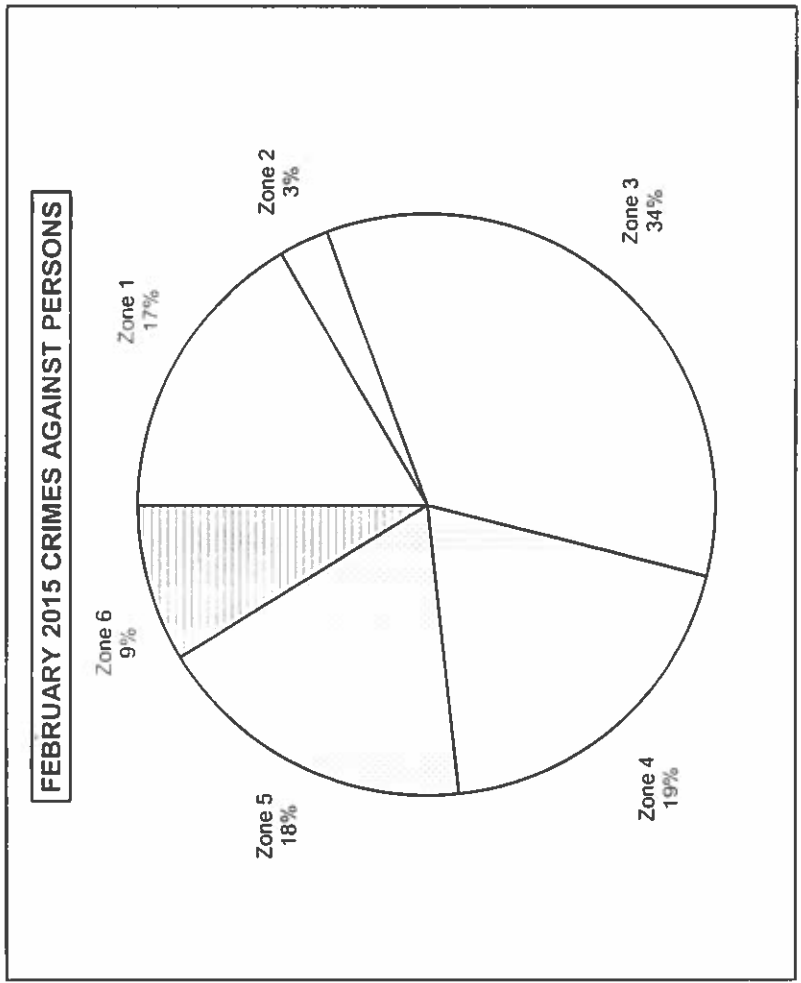
FEBRUARY					
CRIME	FEB. 2015	FEB. 2014	# DIFFERENCE	% DIFFERENCE	
ROBBERY	137	144	-7	-5%	
BURGLARY	295	379	-84	-22%	
LARCENY	1,033	990	43	4%	
AUTO THEFT	293	301	-8	-3%	
<b>TOTAL</b>	<b>1,758</b>	<b>1,814</b>	<b>-56</b>	<b>-3%</b>	

FIRST 2 MONTHS					
CRIME	2015 JAN. - FEB.	2014 JAN. - FEB.	# DIFFERENCE	% DIFFERENCE	
ROBBERY	315	309	6	2%	
BURGLARY	711	885	-174	-20%	
LARCENY	2,409	2,171	238	11%	
AUTO THEFT	654	642	12	2%	
<b>TOTAL</b>	<b>4,089</b>	<b>4,007</b>	<b>82</b>	<b>2%</b>	

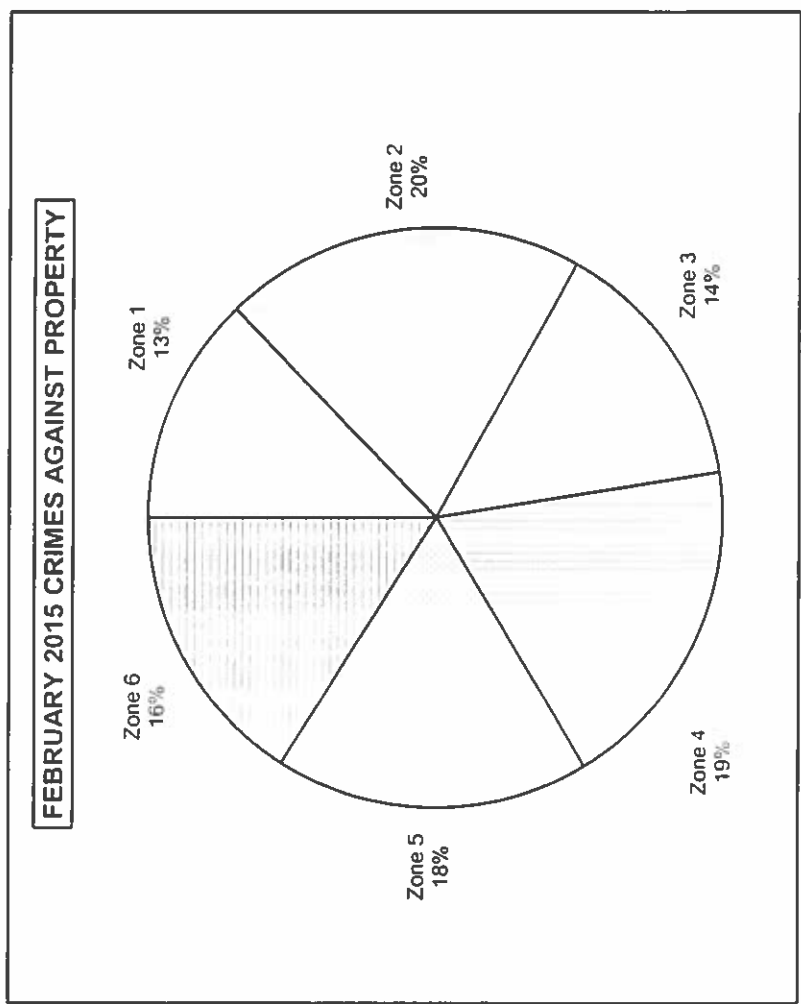


2015  
AREA BREAKDOWN  
CRIMES AGAINST PERSONS AND PROPERTY

FEBRUARY 2015 CRIMES AGAINST PERSONS BY ZONE						
CRIME	Zone 1	Zone 2	Zone 3	Zone 4	Zone 5	Zone 6
CRIMINAL HOMICIDE	4	1	0	4	0	0
RAPE	-2	0	0	3	5	1
AGG. ASSAULT	34	5	75	35	34	18
<b>TOTAL CRIMES AGAINST PERSONS</b>	<b>36</b>	<b>6</b>	<b>75</b>	<b>42</b>	<b>39</b>	<b>19</b>



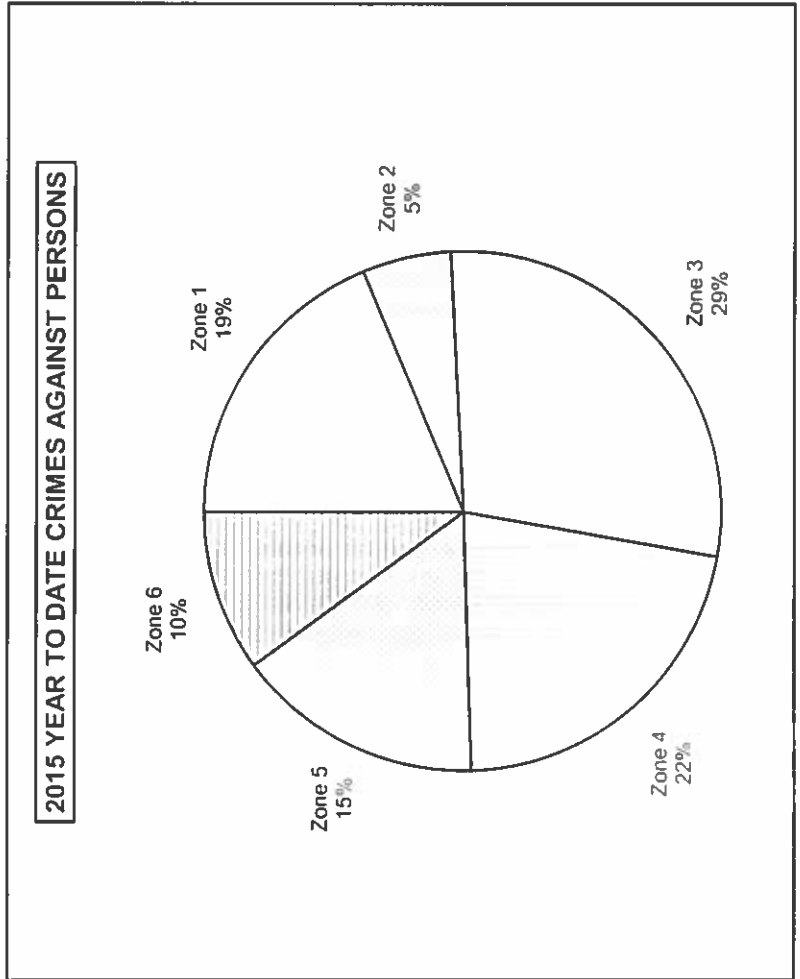
FEBRUARY 2015 CRIMES AGAINST PROPERTY BY ZONE						
CRIME	Zone 1	Zone 2	Zone 3	Zone 4	Zone 5	Zone 6
ROBBERY	22	13	41	34	18	9
BURGLARY	53	41	59	67	17	58
LARCENY	101	264	96	148	250	174
AUTO THEFT	49	38	58	83	24	41
<b>TOTAL CRIMES AGAINST PROPERTY</b>	<b>225</b>	<b>356</b>	<b>254</b>	<b>332</b>	<b>309</b>	<b>282</b>



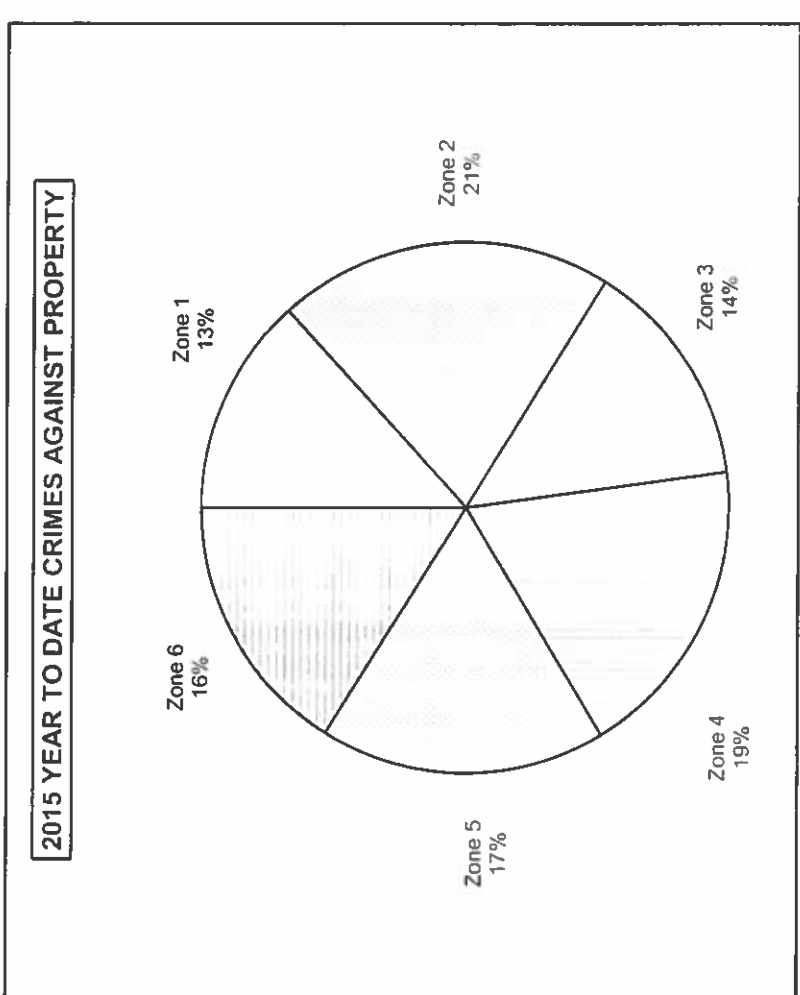


2015  
YEAR TO DATE AREA BREAKDOWN  
CRIMES AGAINST PERSONS AND PROPERTY

FIRST 2 MONTHS 2015 CRIMES AGAINST PERSON BY ZONE						
CRIME	Zone 1	Zone 2	Zone 3	Zone 4	Zone 5	Zone 6
CRIMINAL HOMICIDE	4	1	3	5	1	1
RAPE	4	2	2	4	8	3
AGG. ASSAULT	77	22	125	90	61	42
<b>TOTAL CRIMES AGAINST PERSONS</b>	<b>85</b>	<b>25</b>	<b>130</b>	<b>99</b>	<b>70</b>	<b>46</b>

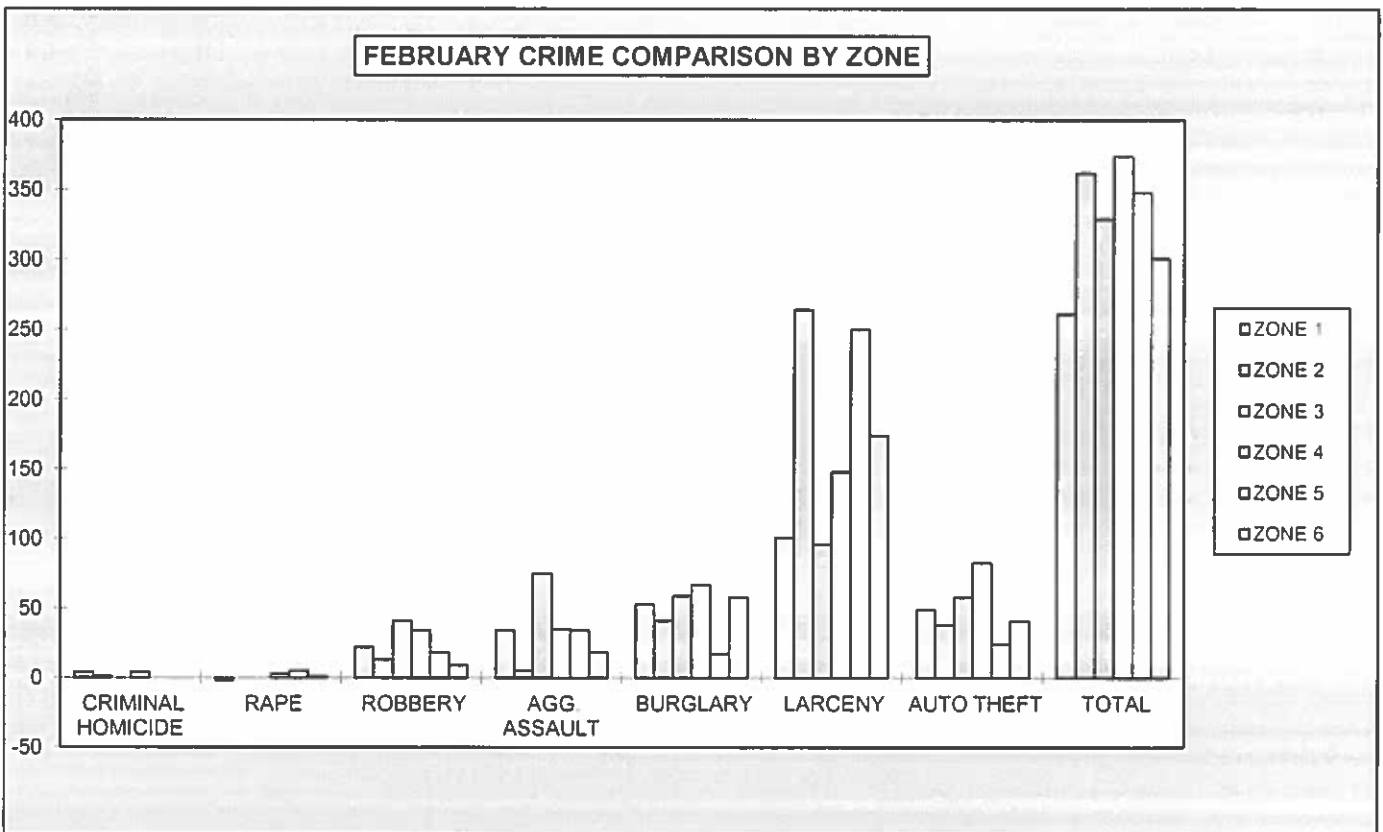


FIRST 2 MONTHS 2015 CRIMES AGAINST PROPERTY BY ZONE						
CRIME	Zone 1	Zone 2	Zone 3	Zone 4	Zone 5	Zone 6
ROBBERY	56	30	70	87	38	34
BURGLARY	130	114	145	172	33	117
LARCENY	254	618	223	328	585	401
AUTO THEFT	103	78	136	170	59	108
<b>TOTAL CRIMES AGAINST PROPERTY</b>	<b>543</b>	<b>840</b>	<b>574</b>	<b>757</b>	<b>715</b>	<b>660</b>



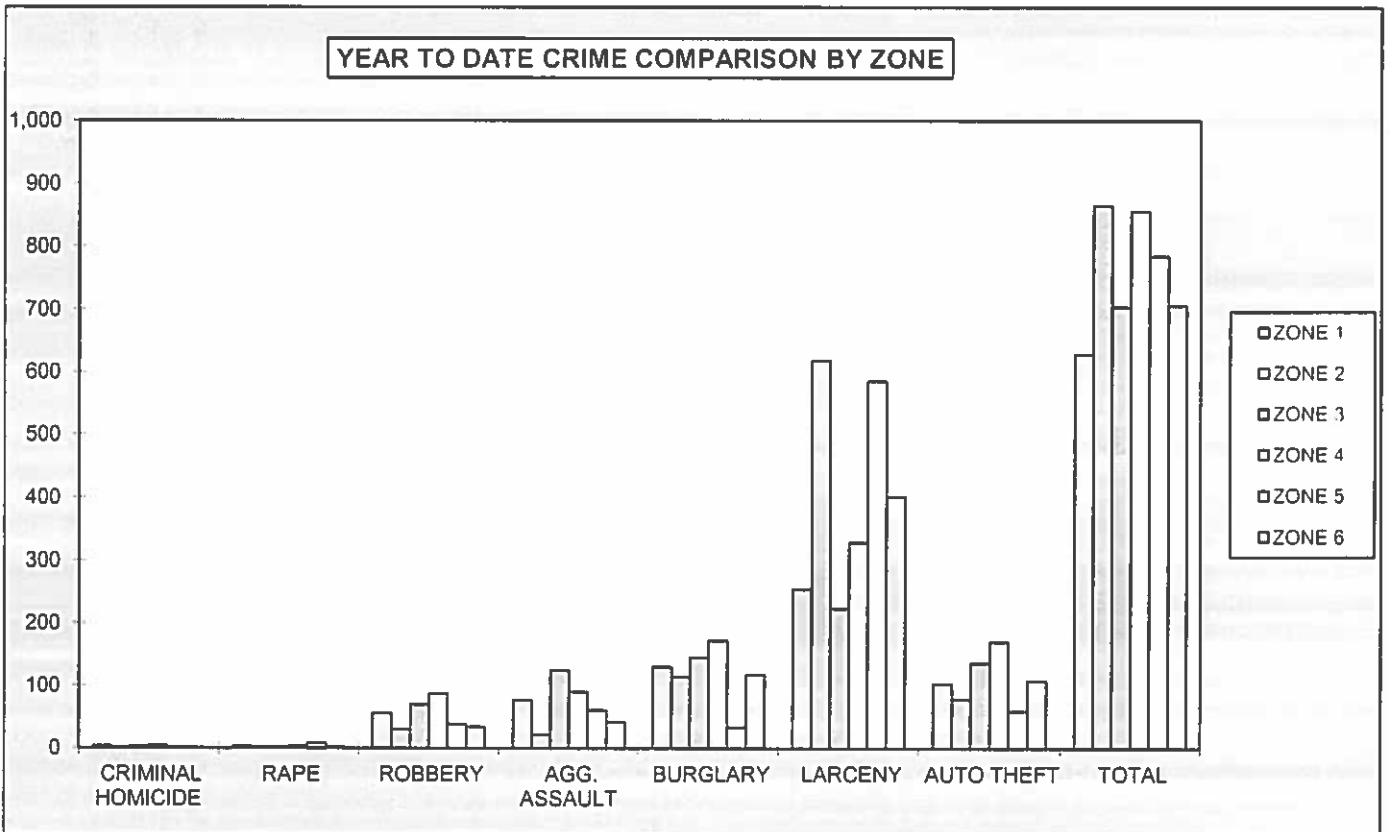
2015  
AREA BREAKDOWN

FEBRUARY CRIME COMPARISON BY ZONE						
CRIME	ZONE 1	ZONE 2	ZONE 3	ZONE 4	ZONE 5	ZONE 6
CRIMINAL HOMICIDE	4	1	0	4	0	0
RAPE	-2	0	0	3	5	1
ROBBERY	22	13	41	34	18	9
AGG. ASSAULT	34	5	75	35	34	18
BURGLARY	53	41	59	67	17	58
RESIDENCE	45	31	51	61	15	49
NON-RESIDENCE	8	10	8	6	2	9
LARCENY	101	264	96	148	250	174
POCKETPICKING	0	4	1	0	2	1
PURSE SNATCHING	4	2	3	0	2	1
SHOPLIFTING	37	84	20	35	21	28
FROM MOTOR VEHICLES	33	110	37	66	158	94
MOTOR VEH. PARTS/ACCESSORIES	6	17	9	15	13	6
BICYCLES	0	0	0	1	3	2
FROM BUILDINGS	7	19	12	6	34	17
FROM COIN OPERATED MACHINES	0	0	0	0	0	0
ALL OTHER	14	28	14	25	17	25
AUTO THEFT	49	38	58	83	24	41
<b>TOTAL</b>	<b>261</b>	<b>362</b>	<b>329</b>	<b>374</b>	<b>348</b>	<b>301</b>



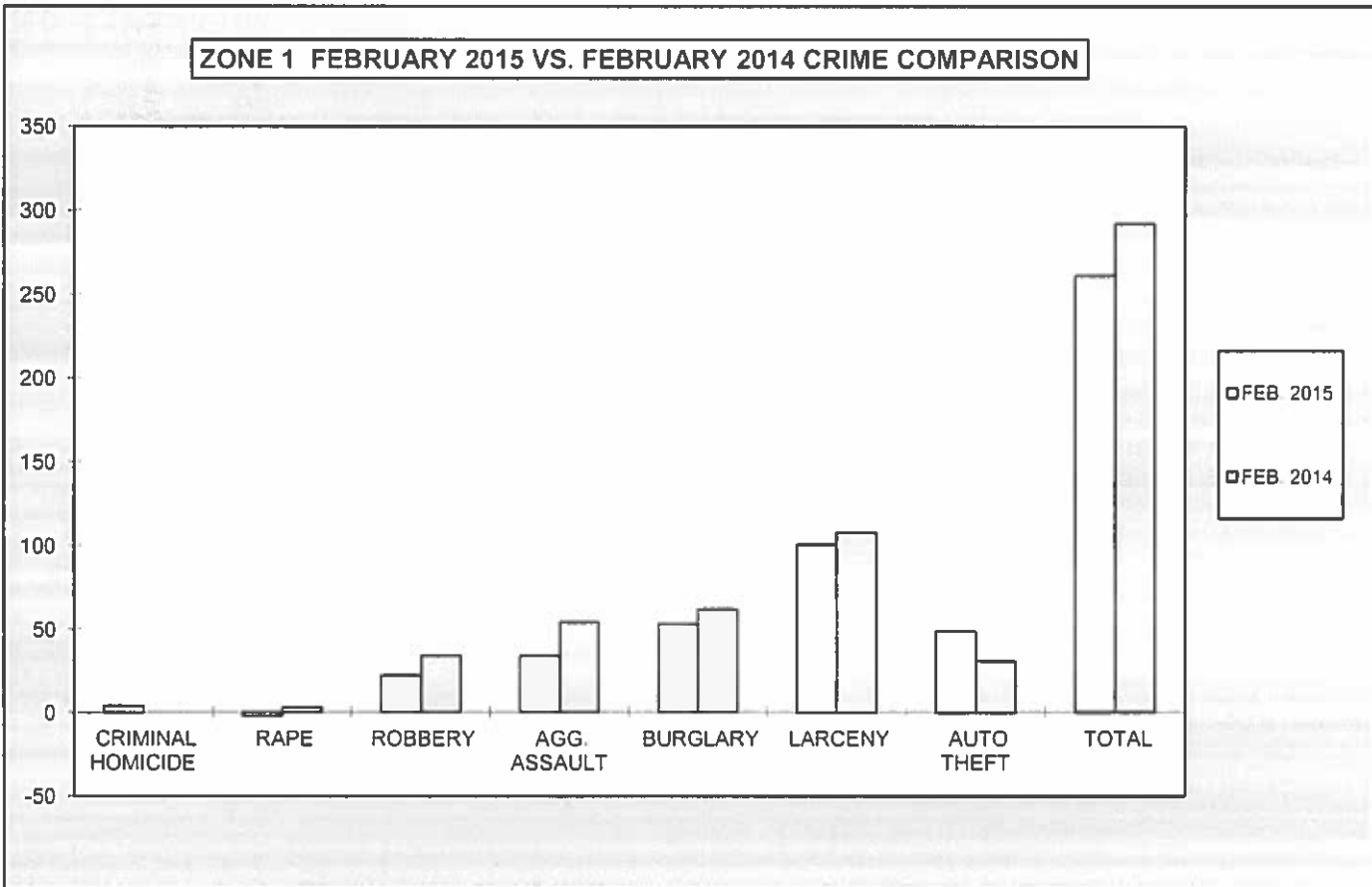
**2015  
YEAR TO DATE AREA BREAKDOWN**

<b>FIRST 2 MONTHS CRIME COMPARISON</b>							
CRIME	ZONE 1	ZONE 2	ZONE 3	ZONE 4	ZONE 5	ZONE 6	
CRIMINAL HOMICIDE	4	1	3	5	1	1	
RAPE	4	2	2	4	8	3	
ROBBERY	56	30	70	87	38	34	
AGG. ASSAULT	77	22	125	90	61	42	
BURGLARY	130	114	145	172	33	117	
RESIDENCE	111	74	131	162	23	99	
NON-RESIDENCE	19	40	14	10	10	18	
LARCENY	254	618	223	328	585	401	
POCKETPICKING	1	4	1	0	5	3	
PURSE SNATCHING	8	2	5	7	10	4	
SHOPLIFTING	77	176	40	68	46	57	
FROM MOTOR VEHICLES	91	276	92	151	368	216	
MOTOR VEH. PARTS/ACCESSORIES	22	31	27	35	29	26	
BICYCLES	1	2	1	2	9	4	
FROM BUILDINGS	19	63	18	15	76	34	
FROM COIN OPERATED MACHINES	0	0	1	0	0	0	
ALL OTHER	35	64	38	50	42	57	
AUTO THEFT	103	78	136	170	59	108	
<b>TOTAL</b>	<b>628</b>	<b>865</b>	<b>704</b>	<b>856</b>	<b>785</b>	<b>706</b>	



2015  
MONTHLY CRIME COMPARISON

ZONE 1				
CRIME	FEB. 2015	FEB. 2014	# DIFFERENCE	% DIFFERENCE
CRIMINAL HOMICIDE	4	0	4	100%
RAPE	-2	3	-5	-167%
ROBBERY	22	34	-12	-35%
AGG. ASSAULT	34	54	-20	-37%
BURGLARY	53	62	-9	-15%
RESIDENCE	45	54	-9	-17%
NON-RESIDENCE	8	8	0	0%
LARCENY	101	108	-7	-6%
POCKETPICKING	0	0	0	0%
PURSE SNATCHING	4	1	3	300%
SHOPLIFTING	37	28	9	32%
FROM MOTOR VEHICLES	33	26	7	27%
MOTOR VEH. PARTS/ACCESSORIES	6	10	-4	-40%
BICYCLES	0	0	0	0%
FROM BUILDINGS	7	16	-9	-56%
FROM COIN OPERATED MACHINES	0	0	0	0%
ALL OTHER	14	27	-13	-48%
AUTO THEFT	49	31	18	58%
<b>TOTAL</b>	<b>261</b>	<b>292</b>	<b>-31</b>	<b>-11%</b>

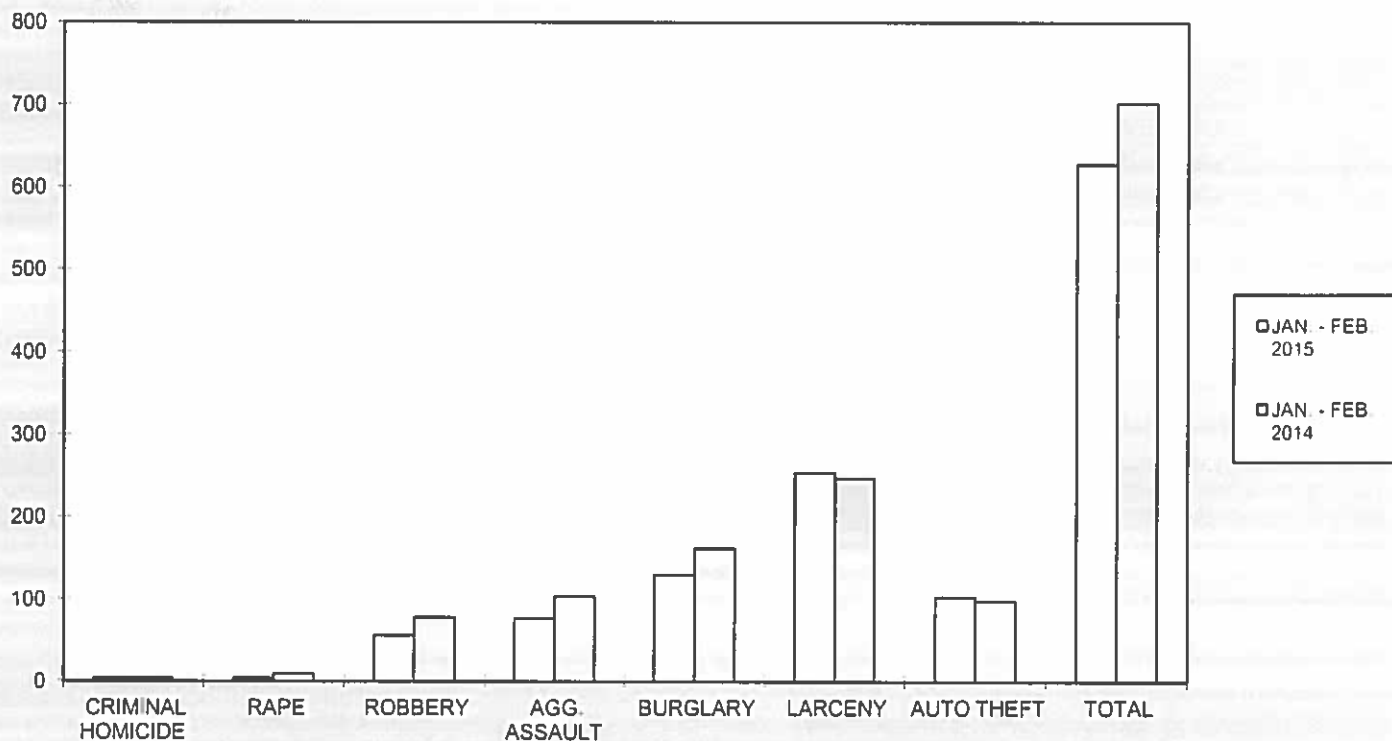


**2015  
YEAR TO DATE CRIME COMPARISON**

**ZONE 1**

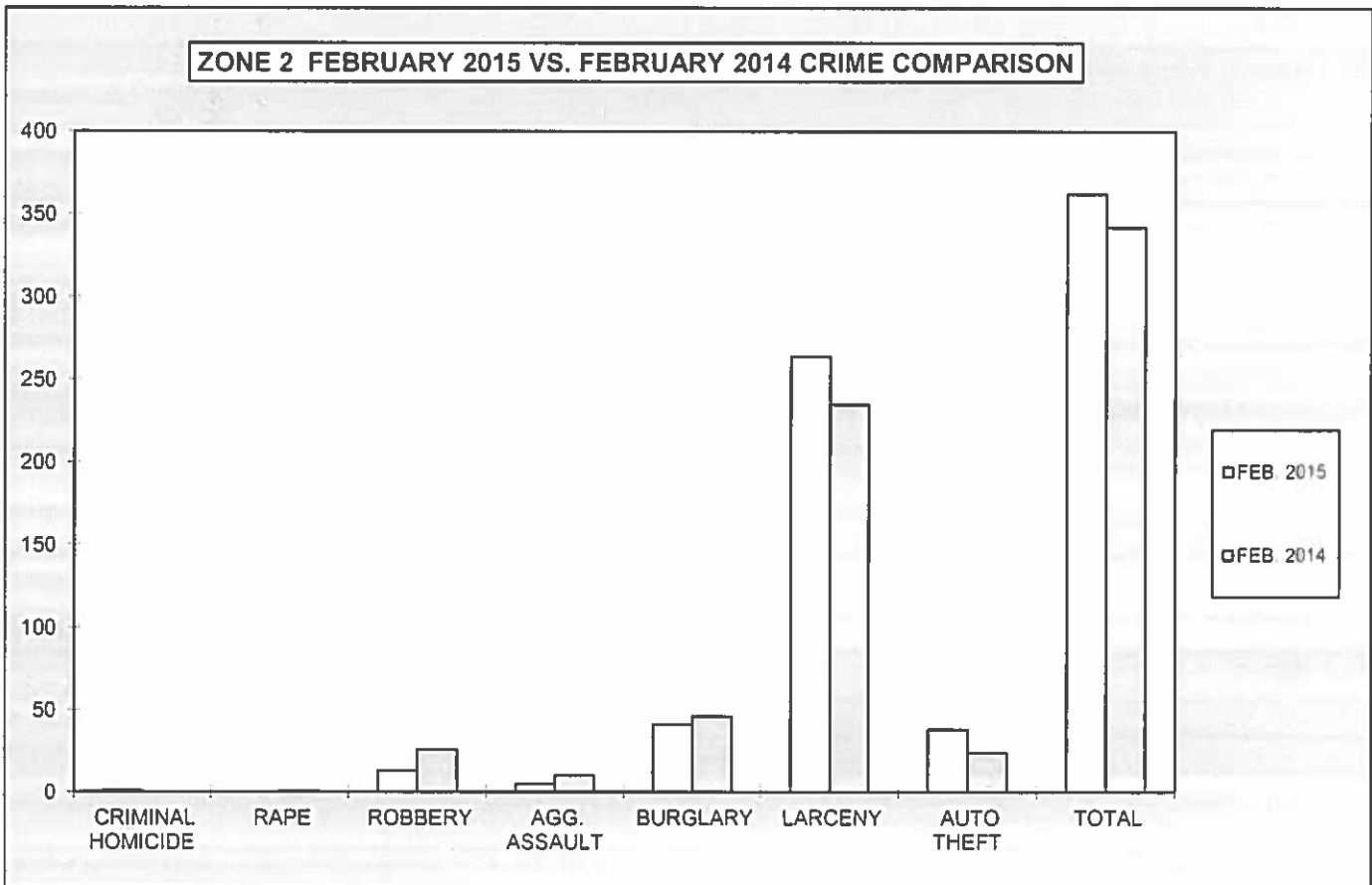
CRIME	JAN.-FEB. 2015	JAN.-FEB. 2014	# DIFFERENCE	% DIFFERENCE
CRIMINAL HOMICIDE	4	4	0	0%
RAPE	4	9	-5	-56%
ROBBERY	56	78	-22	-28%
AGG. ASSAULT	77	104	-27	-26%
BURGLARY	130	162	-32	-20%
RESIDENCE	111	143	-32	-22%
NON-RESIDENCE	19	19	0	0%
LARCENY	254	247	7	3%
POCKETPICKING	1	0	1	100%
PURSE SNATCHING	8	3	5	167%
SHOPLIFTING	77	62	15	24%
FROM MOTOR VEHICLES	91	73	18	25%
MOTOR VEH. PARTS/ACCESSORIES	22	22	0	0%
BICYCLES	1	1	0	0%
FROM BUILDINGS	19	35	-16	-46%
FROM COIN OPERATED MACHINES	0	1	-1	-100%
ALL OTHER	35	50	-15	-30%
AUTO THEFT	103	98	5	5%
<b>TOTAL</b>	<b>628</b>	<b>702</b>	<b>-74</b>	<b>-11%</b>

**ZONE 1 YEAR TO DATE CRIME COMPARISON**



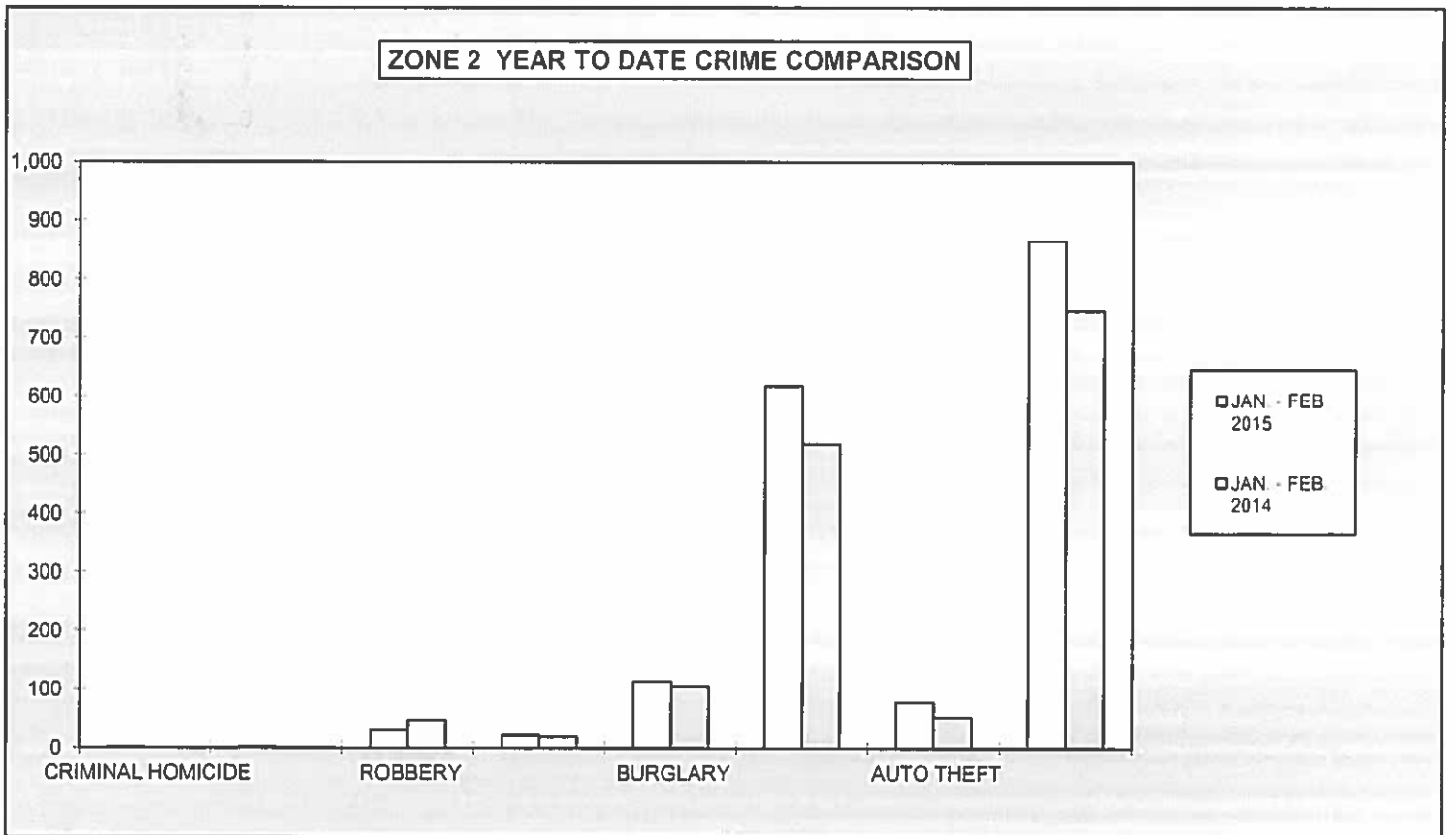
2015  
MONTHLY CRIME COMPARISON

ZONE 2				
CRIME	FEB. 2015	FEB. 2014	# DIFFERENCE	% DIFFERENCE
CRIMINAL HOMICIDE	1	0	1	100%
RAPE	0	1	-1	-100%
ROBBERY	13	26	-13	-50%
AGG. ASSAULT	5	10	-5	-50%
BURGLARY	41	46	-5	-11%
RESIDENCE	31	34	-3	-9%
NON-RESIDENCE	10	12	-2	-17%
LARCENY	264	235	29	12%
POCKETPICKING	4	1	3	300%
PURSE SNATCHING	2	2	0	0%
SHOPLIFTING	84	65	19	29%
FROM MOTOR VEHICLES	110	99	11	11%
MOTOR VEH. PARTS/ACCESSORIES	17	12	5	42%
BICYCLES	0	0	0	0%
FROM BUILDINGS	19	30	-11	-37%
FROM COIN OPERATED MACHINES	0	0	0	0%
ALL OTHER	28	26	2	8%
AUTO THEFT	38	24	14	58%
<b>TOTAL</b>	<b>362</b>	<b>342</b>	<b>20</b>	<b>6%</b>



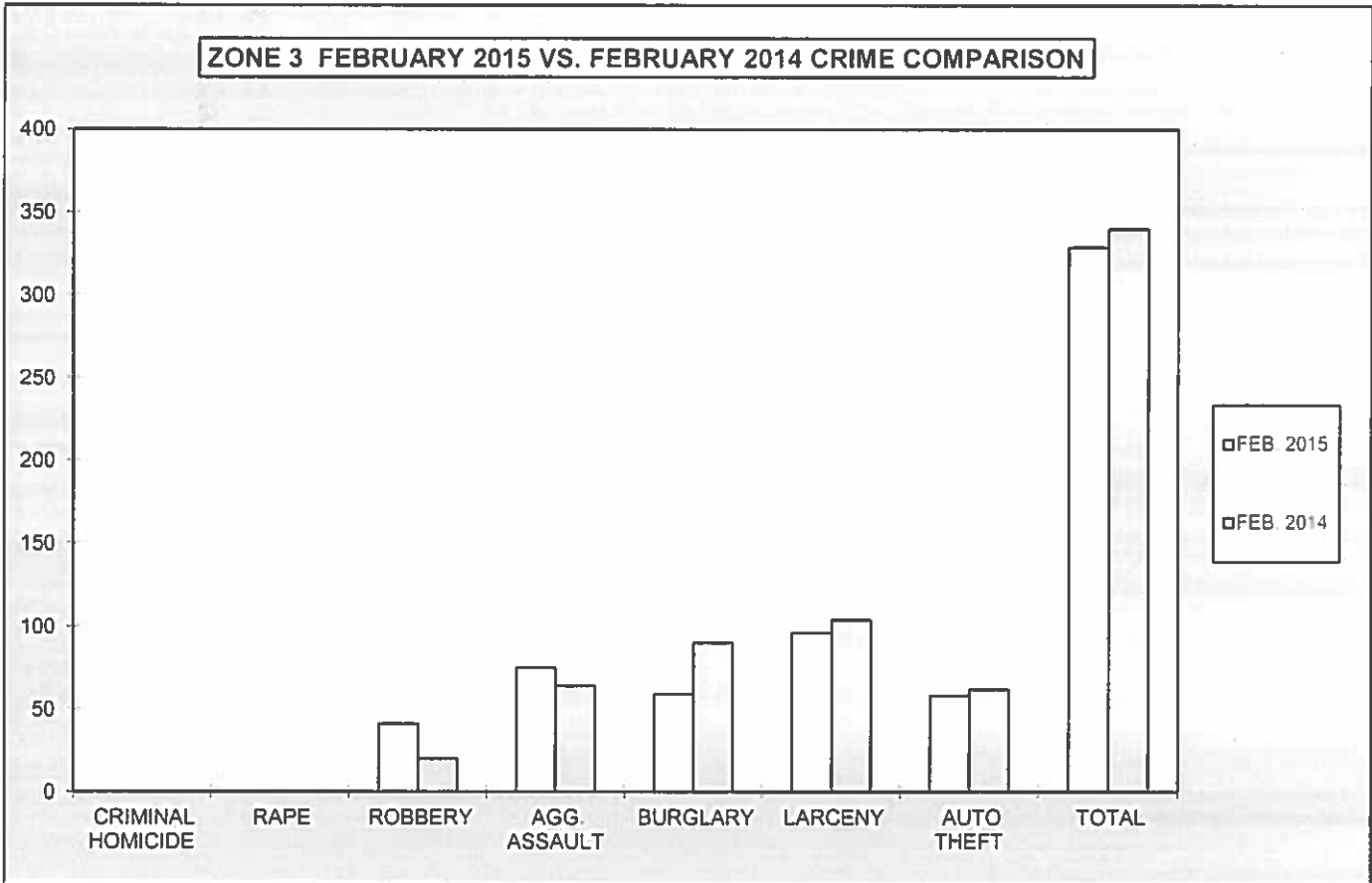
2015  
YEAR TO DATE CRIME COMPARISON

ZONE 2				
CRIME	JAN. - FEB. 2015	JAN. - FEB. 2014	# DIFFERENCE	% DIFFERENCE
CRIMINAL HOMICIDE	1	0	1	100%
RAPE	2	1	1	100%
ROBBERY	30	48	-18	-38%
AGG. ASSAULT	22	19	3	16%
BURGLARY	114	106	8	8%
RESIDENCE	74	82	-8	-10%
NON-RESIDENCE	40	24	16	67%
LARCENY	618	519	99	19%
POCKETPICKING	4	5	-1	-20%
PURSE SNATCHING	2	3	-1	-33%
SHOPLIFTING	176	130	46	35%
FROM MOTOR VEHICLES	276	229	47	21%
MOTOR VEH. PARTS/ACCESSORIES	31	20	11	55%
BICYCLES	2	2	0	0%
FROM BUILDINGS	63	72	-9	-13%
FROM COIN OPERATED MACHINES	0	0	0	0%
ALL OTHER	64	58	6	10%
AUTO THEFT	78	53	25	47%
<b>TOTAL</b>	<b>865</b>	<b>746</b>	<b>119</b>	<b>16%</b>



2015  
MONTHLY CRIME COMPARISON

ZONE 3				
CRIME	FEB. 2015	FEB. 2014	# DIFFERENCE	% DIFFERENCE
CRIMINAL HOMICIDE	0	0	0	0%
RAPE	0	0	0	0%
ROBBERY	41	20	21	105%
AGG. ASSAULT	75	64	11	17%
BURGLARY	59	90	-31	-34%
RESIDENCE	51	68	-17	-25%
NON-RESIDENCE	8	22	-14	-64%
LARCENY	96	104	-8	-8%
POCKETPICKING	1	1	0	0%
PURSE SNATCHING	3	3	0	0%
SHOPLIFTING	20	19	1	5%
FROM MOTOR VEHICLES	37	43	-6	-14%
MOTOR VEH. PARTS/ACCESSORIES	9	8	1	13%
BICYCLES	0	0	0	0%
FROM BUILDINGS	12	10	2	20%
FROM COIN OPERATED MACHINES	0	0	0	0%
ALL OTHER	14	20	-6	-30%
AUTO THEFT	58	62	-4	-6%
<b>TOTAL</b>	<b>329</b>	<b>340</b>	<b>-11</b>	<b>-3%</b>

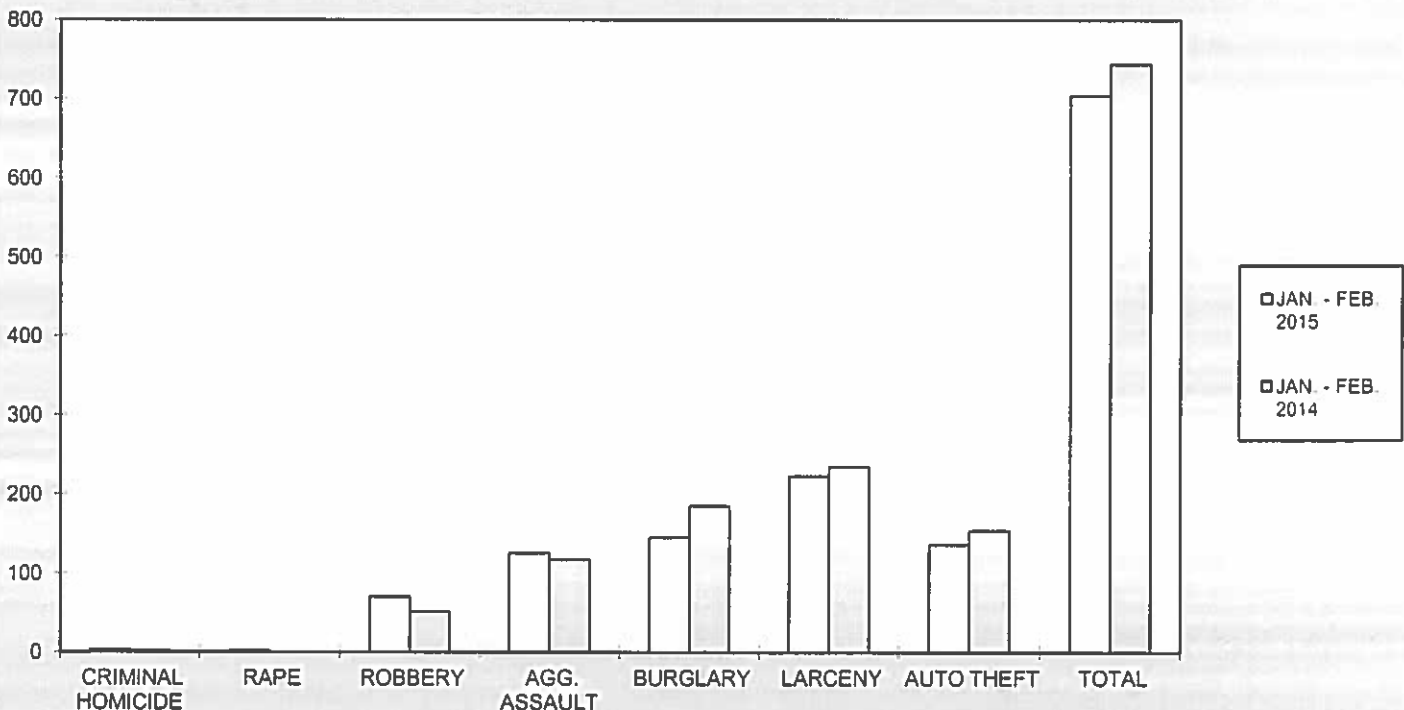




**2015  
YEAR TO DATE CRIME COMPARISON**

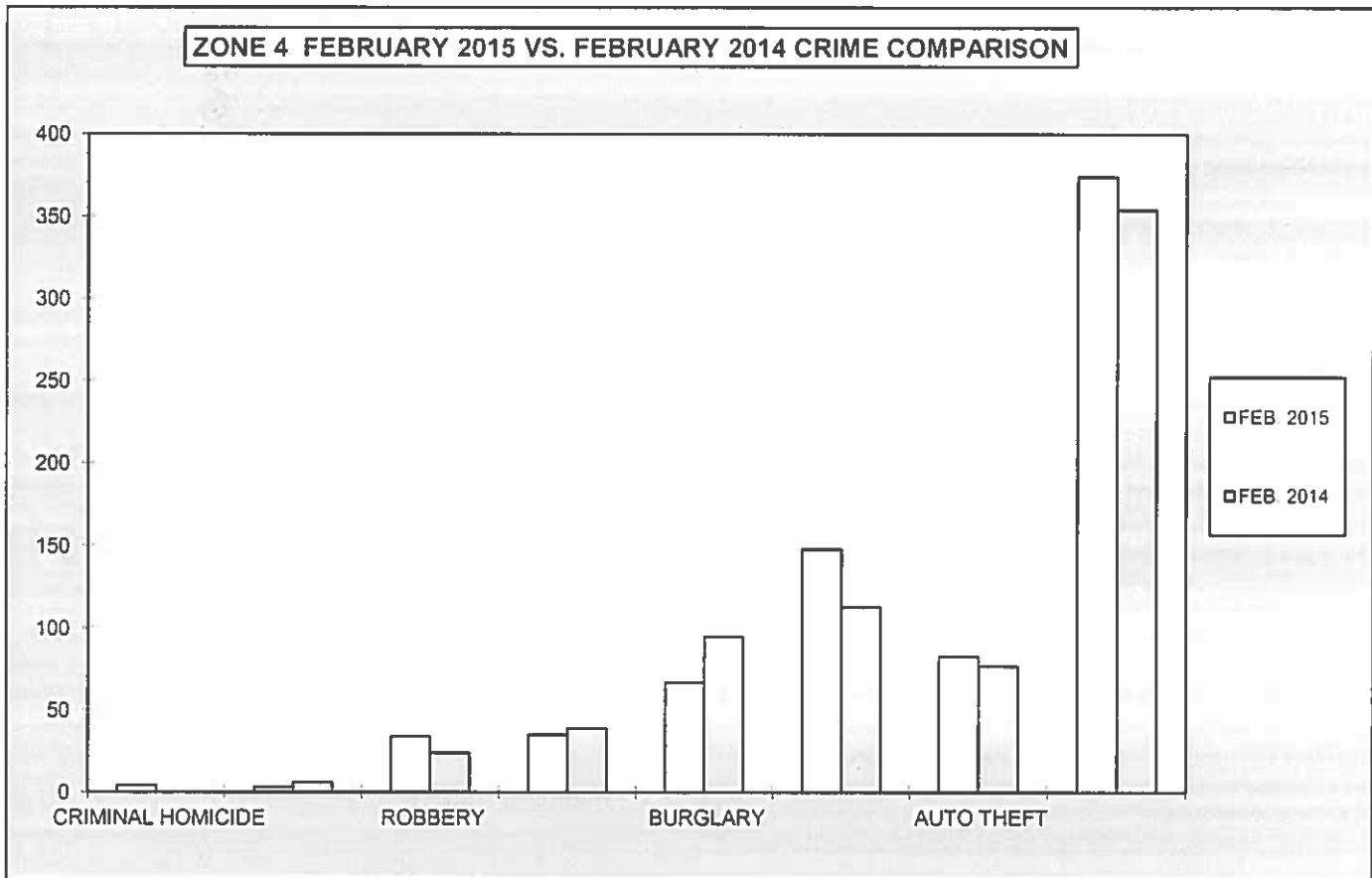
<b>ZONE 3</b>				
CRIME	JAN. - FEB. 2015	JAN. - FEB. 2014	# DIFFERENCE	% DIFFERENCE
CRIMINAL HOMICIDE	3	2	1	50%
RAPE	2	0	2	100%
ROBBERY	70	51	19	37%
AGG. ASSAULT	125	117	8	7%
BURGLARY	145	185	-40	-22%
RESIDENCE	131	143	-12	-8%
NON-RESIDENCE	14	42	-28	-67%
LARCENY	223	235	-12	-5%
POCKETPICKING	1	2	-1	-50%
PURSE SNATCHING	5	7	-2	-29%
SHOPLIFTING	40	39	1	3%
FROM MOTOR VEHICLES	92	109	-17	-16%
MOTOR VEH. PARTS/ACCESSORIES	27	22	5	23%
BICYCLES	1	1	0	0%
FROM BUILDINGS	18	18	0	0%
FROM COIN OPERATED MACHINES	1	0	1	100%
ALL OTHER	38	37	1	3%
AUTO THEFT	136	154	-18	-12%
<b>TOTAL</b>	<b>704</b>	<b>744</b>	<b>-40</b>	<b>-5%</b>

**ZONE 3 YEAR TO DATE CRIME COMPARISON**



**2015  
MONTHLY CRIME COMPARISON**

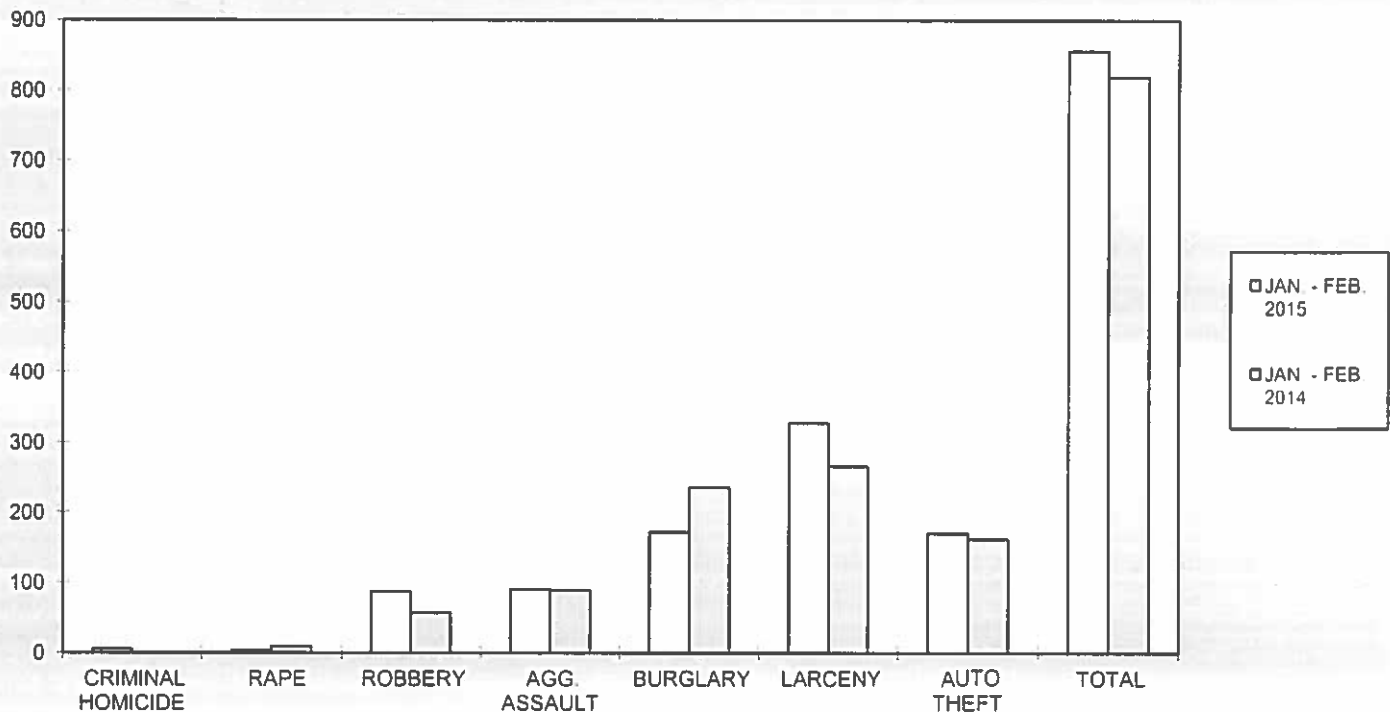
<b>ZONE 4</b>				
<b>CRIME</b>	<b>FEB. 2015</b>	<b>FEB. 2014</b>	<b># DIFFERENCE</b>	<b>% DIFFERENCE</b>
CRIMINAL HOMICIDE	4	0	4	100%
RAPE	3	6	-3	-50%
ROBBERY	34	24	10	42%
AGG. ASSAULT	35	39	-4	-10%
BURGLARY	67	95	-28	-29%
RESIDENCE	61	83	-22	-27%
NON-RESIDENCE	6	12	-6	-50%
LARCENY	148	113	35	31%
POCKETPICKING	0	1	-1	-100%
PURSE SNATCHING	0	4	-4	-100%
SHOPLIFTING	35	31	4	13%
FROM MOTOR VEHICLES	66	40	26	65%
MOTOR VEH. PARTS/ACCESSORIES	15	11	4	36%
BICYCLES	1	1	0	0%
FROM BUILDINGS	6	12	-6	-50%
FROM COIN OPERATED MACHINES	0	1	-1	-100%
ALL OTHER	25	12	13	108%
AUTO THEFT	83	77	6	8%
<b>TOTAL</b>	<b>374</b>	<b>354</b>	<b>20</b>	<b>6%</b>



**2015  
YEAR TO DATE CRIME COMPARISON**

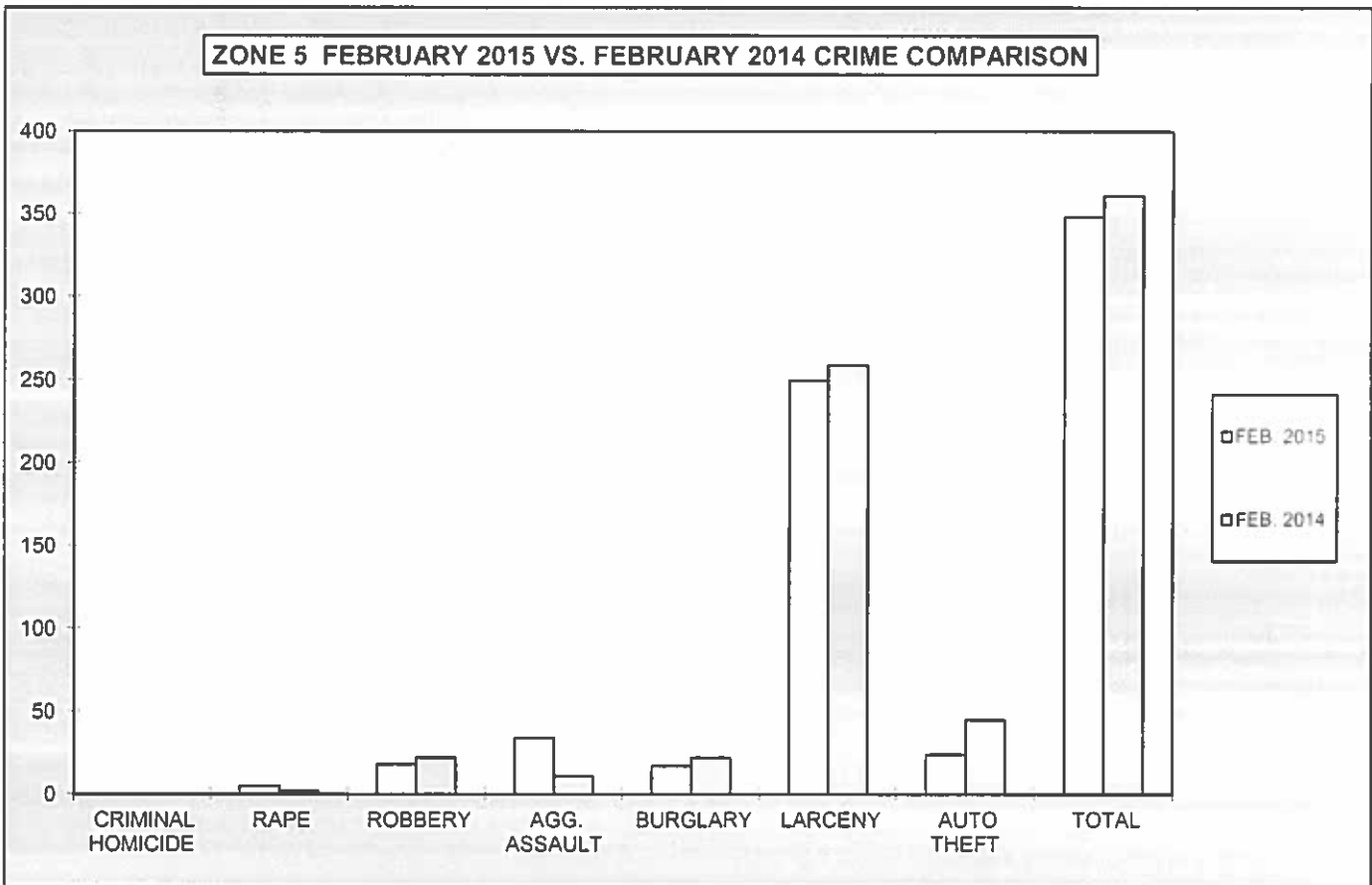
<b>ZONE 4</b>				
<b>CRIME</b>	<b>JAN. - FEB. 2015</b>	<b>JAN. - FEB. 2014</b>	<b># DIFFERENCE</b>	<b>% DIFFERENCE</b>
CRIMINAL HOMICIDE	5	0	5	100%
RAPE	4	9	-5	-56%
ROBBERY	87	57	30	53%
AGG. ASSAULT	90	89	1	1%
BURGLARY	172	236	-64	-27%
RESIDENCE	162	207	-45	-22%
NON-RESIDENCE	10	29	-19	-66%
LARCENY	328	266	62	23%
POCKETPICKING	0	1	-1	-100%
PURSE SNATCHING	7	5	2	40%
SHOPLIFTING	68	67	1	1%
FROM MOTOR VEHICLES	151	101	50	50%
MOTOR VEH. PARTS/ACCESSORIES	35	31	4	13%
BICYCLES	2	2	0	0%
FROM BUILDINGS	15	23	-8	-35%
FROM COIN OPERATED MACHINES	0	1	-1	-100%
ALL OTHER	50	35	15	43%
AUTO THEFT	170	162	8	5%
<b>TOTAL</b>	<b>856</b>	<b>819</b>	<b>37</b>	<b>5%</b>

**ZONE 4 YEAR TO DATE CRIME COMPARISON**



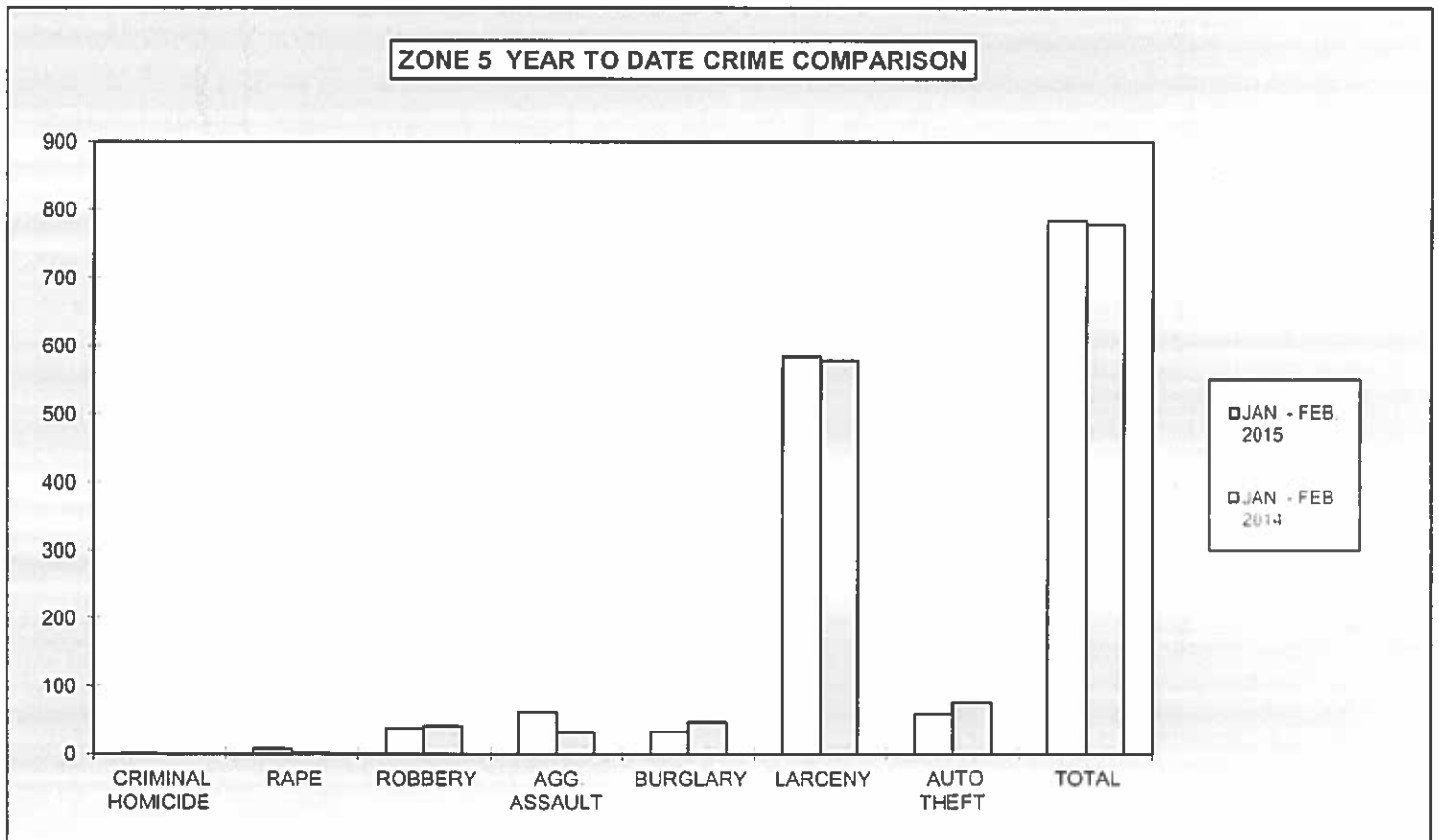
**2015  
MONTHLY CRIME COMPARISON**

<b>ZONE 5</b>				
CRIME	FEB. 2015	FEB. 2014	# DIFFERENCE	% DIFFERENCE
CRIMINAL HOMICIDE	0	0	0	0%
RAPE	5	2	3	150%
ROBBERY	18	22	-4	-18%
AGG. ASSAULT	34	11	23	209%
BURGLARY	17	22	-5	-23%
RESIDENCE	15	10	5	50%
NON-RESIDENCE	2	12	-10	-83%
LARCENY	250	259	-9	-3%
POCKETPICKING	2	1	1	100%
PURSE SNATCHING	2	4	-2	-50%
SHOPLIFTING	21	32	-11	-34%
FROM MOTOR VEHICLES	158	143	15	10%
MOTOR VEH. PARTS/ACCESSORIES	13	10	3	30%
BICYCLES	3	9	-6	-67%
FROM BUILDINGS	34	29	5	17%
FROM COIN OPERATED MACHINES	0	1	-1	-100%
ALL OTHER	17	30	-13	-43%
AUTO THEFT	24	45	-21	-47%
<b>TOTAL</b>	<b>348</b>	<b>361</b>	<b>-13</b>	<b>-4%</b>



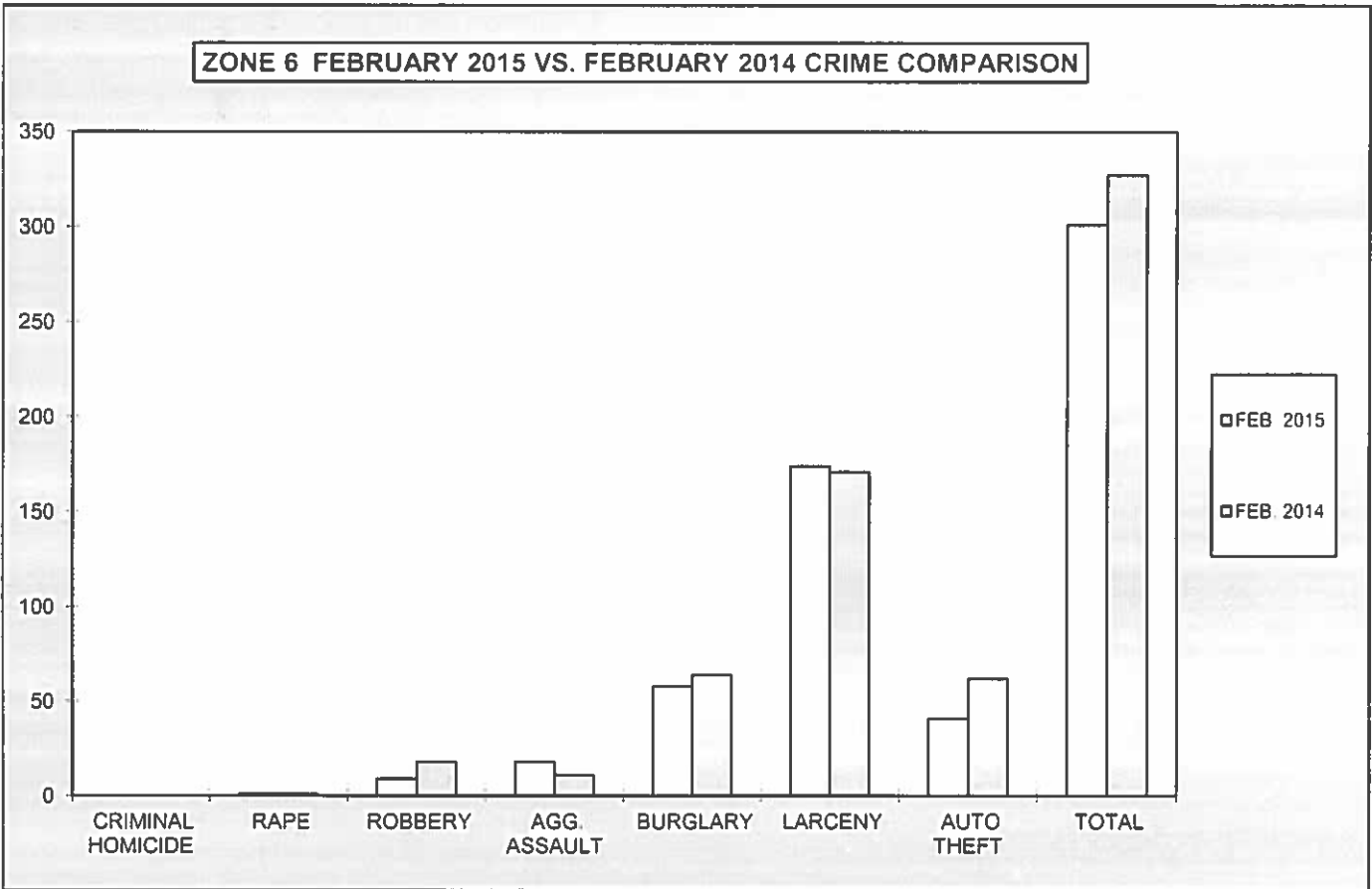
**2015  
YEAR TO DATE CRIME COMPARISON**

<b>ZONE 5</b>					
CRIME	JAN. - FEB. 2015	JAN. - FEB. 2014	# DIFFERENCE	% DIFFERENCE	
CRIMINAL HOMICIDE	1	0	1	100%	
RAPE	8	3	5	167%	
ROBBERY	38	41	-3	-7%	
AGG. ASSAULT	61	32	29	91%	
BURGLARY	33	47	-14	-30%	
RESIDENCE	23	22	1	5%	
NON-RESIDENCE	10	25	-15	-60%	
LARCENY	585	579	6	1%	
POCKETPICKING	5	5	0	0%	
PURSE SNATCHING	10	10	0	0%	
SHOPLIFTING	46	58	-12	-21%	
FROM MOTOR VEHICLES	368	348	20	6%	
MOTOR VEH. PARTS/ACCESSORIES	29	20	9	45%	
BICYCLES	9	14	-5	-36%	
FROM BUILDINGS	76	66	10	15%	
FROM COIN OPERATED MACHINES	0	1	-1	-100%	
ALL OTHER	42	57	-15	-26%	
AUTO THEFT	59	77	-18	-23%	
<b>TOTAL</b>	<b>785</b>	<b>779</b>	<b>6</b>	<b>1%</b>	



**2015  
MONTHLY CRIME COMPARISON**

<b>ZONE 6</b>				
<b>CRIME</b>	<b>FEB. 2015</b>	<b>FEB. 2014</b>	<b># DIFFERENCE</b>	<b>% DIFFERENCE</b>
CRIMINAL HOMICIDE	0	0	0	0%
RAPE	1	1	0	0%
ROBBERY	9	18	-9	-50%
AGG. ASSAULT	18	11	7	64%
BURGLARY	58	64	-6	-9%
RESIDENCE	49	48	1	2%
NON-RESIDENCE	9	16	-7	-44%
LARCENY	174	171	3	2%
POCKETPICKING	1	1	0	0%
PURSE SNATCHING	1	0	1	100%
SHOPLIFTING	28	48	-20	-42%
FROM MOTOR VEHICLES	94	66	28	42%
MOTOR VEH. PARTS/ACCESSORIES	6	14	-8	-57%
BICYCLES	2	6	-4	-67%
FROM BUILDINGS	17	10	7	70%
FROM COIN OPERATED MACHINES	0	2	-2	-100%
ALL OTHER	25	24	1	4%
AUTO THEFT	41	62	-21	-34%
<b>TOTAL</b>	<b>301</b>	<b>327</b>	<b>-26</b>	<b>-8%</b>

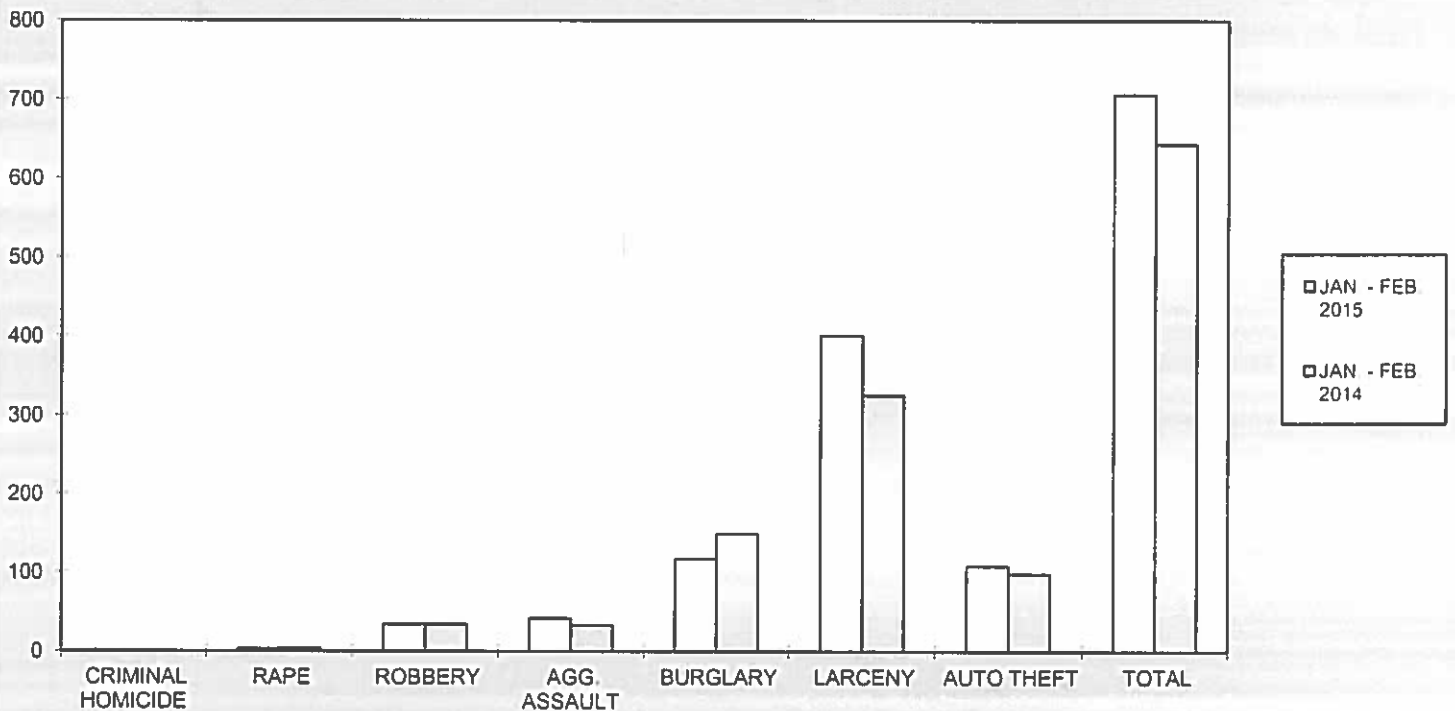


2015  
YEAR TO DATE CRIME COMPARISON

**ZONE 6**

CRIME	JAN.-FEB. 2015	JAN.-FEB. 2014	# DIFFERENCE	% DIFFERENCE
CRIMINAL HOMICIDE	1	0	1	100%
RAPE	3	4	-1	-25%
ROBBERY	34	34	0	0%
AGG. ASSAULT	42	33	9	27%
BURGLARY	117	149	-32	-21%
RESIDENCE	99	112	-13	-12%
NON-RESIDENCE	18	37	-19	-51%
LARCENY	401	325	76	23%
POCKETPICKING	3	3	0	0%
PURSE SNATCHING	4	2	2	100%
SHOPLIFTING	57	77	-20	-26%
FROM MOTOR VEHICLES	216	149	67	45%
MOTOR VEH. PARTS/ACCESSORIES	26	18	8	44%
BICYCLES	4	8	-4	-50%
FROM BUILDINGS	34	21	13	62%
FROM COIN OPERATED MACHINES	0	2	-2	-100%
ALL OTHER	57	45	12	27%
AUTO THEFT	108	98	10	10%
<b>TOTAL</b>	<b>706</b>	<b>643</b>	<b>63</b>	<b>10%</b>

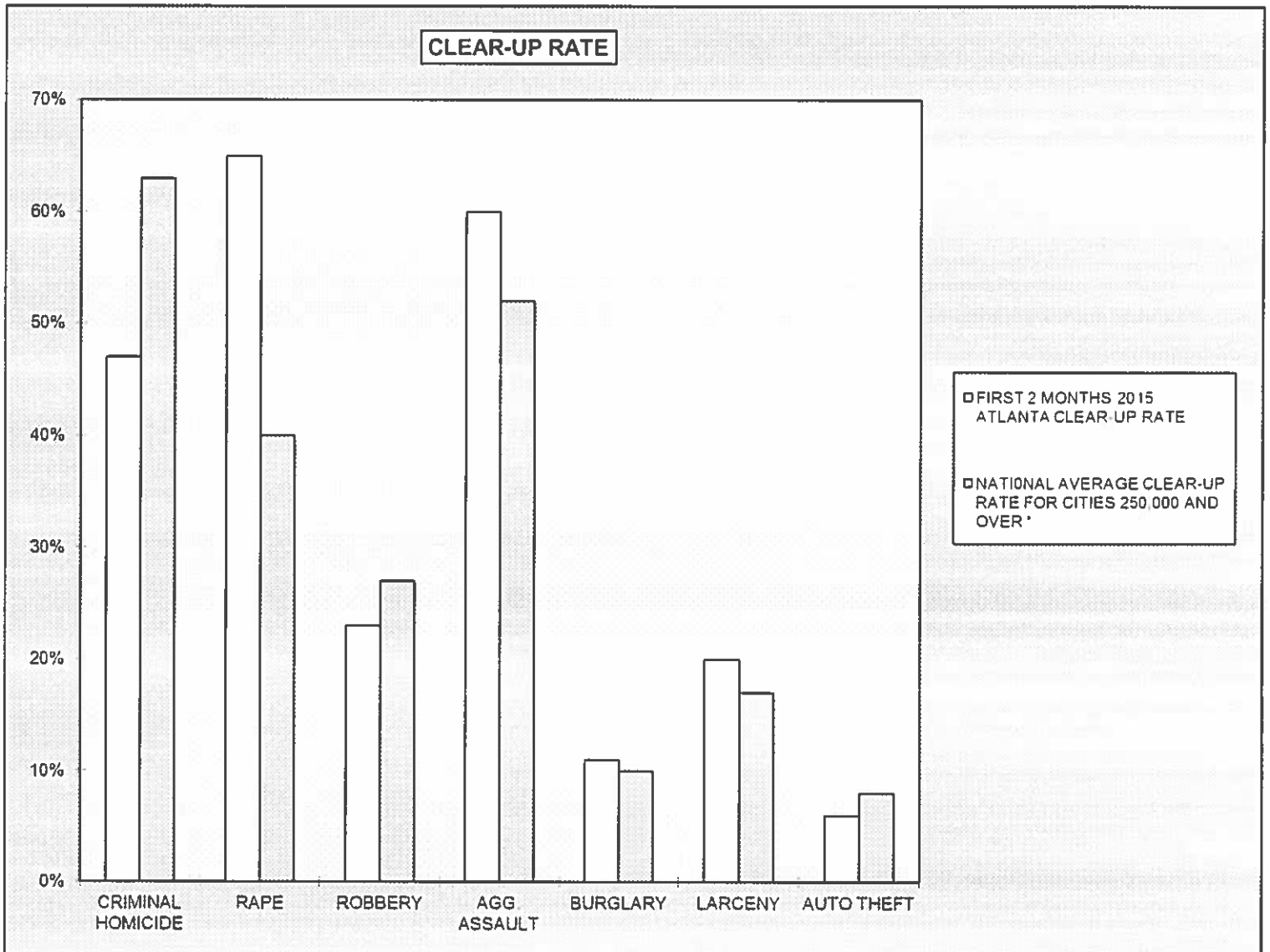
**ZONE 6 YEAR TO DATE CRIME COMPARISON**



**2015  
CRIME COMPARISON  
CLEAR-UP RATE**


CRIME	FIRST 2 MONTHS 2015 ATLANTA CLEAR-UP RATE	NATIONAL AVERAGE CLEAR-UP RATE FOR CITIES 250,000 AND OVER *
CRIMINAL HOMICIDE	47%	63%
RAPE	65%	40%
ROBBERY	23%	27%
AGG. ASSAULT	60%	52%
BURGLARY	11%	10%
LARCENY	20%	17%
AUTO THEFT	6%	8%

\* National Average for Cities 250,000 and Over Based on Latest Annual (2013) FBI Uniform Crime Report





# APD



The Atlanta Airport  
UNIFORM CRIME REPORTING



FEBRUARY 2015

SUPPORT SERVICES DIVISION  
INFORMATION SERVICES SECTION

**RETURN A - MONTHLY RETURN OF OFFENSES KNOWN TO THE POLICE**

This report is authorized by law Title 28, Section 534, U. S. Code. While you are not required to respond, your cooperation in forwarding this report by the 7th day after the close of the month to Uniform Crime Reports, Federal Bureau of Investigation, Washington, D.C. 20535, will assist in compiling comprehensive, accurate national crime figures on a timely basis.

1-720b (Rev. 8-30-94)  
OMB No 1110-0001

1 CLASSIFICATION OF OFFENSES	Date Entry	2 OFFENSES REPORTED OR KNOWN TO POLICE (INCLUDE "UNFOUNDED" AND ATTEMPTS)	3 UNFOUNDED, I.E., FALSE OR BASELESS COMPLAINTS	4 NUMBER OF ACTUAL OFFENSES (COLUMN 2 MINUS COLUMN 3) INCLUDE ATTEMPTS	5 TOTAL OFFENSES CLEARED BY ARREST OR EXCEPTIONAL MEANS (INCLUDES COL. 6)	6 NUMBER OF CLEARANCES INVOLVING ONLY PERSONS UNDER 18 YEARS OF AGE
1. CRIMINAL HOMICIDE						
a. MURDER AND NONNEGLIGENT HOMICIDE	11	0	0	0	0	0
b. MANSLAUGHTER BY NEGLIGENCE	12					
2. FORCIBLE RAPE TOTAL	20	0	0	0	0	0
a. Rape by Force	21	0	0	0	0	0
b. Attempts to commit Forcible Rape	22	0	0	0	0	0
3. ROBBERY TOTAL	30	0	0	0	0	0
a. Firearm	31	0	0	0	0	0
b. Knife or Cutting Instrument	32	0	0	0	0	0
c. Other Dangerous Weapon	33	0	0	0	0	0
d. Strong-Arm (Hands, Fists, Feet, etc.)	34	0	0	0	0	0
4. ASSAULT TOTAL	40	4	0	4	2	0
a. Firearm	41	0	0	0	0	0
b. Knife or cutting instrument	42	0	0	0	0	0
c. Other Dangerous Weapon	43	0	0	0	0	0
d. Strong-Arm	44	0	0	0	0	0
e. Other Assaults - Simple, Not Aggravated	45	4	0	4	2	0
5. BURGLARY TOTAL	50	0	0	0	0	0
a. Forcible Entry	51	0	0	0	0	0
b. Unlawful Entry - No Force	52	0	0	0	0	0
c. Attempted Forcible Entry	53	0	0	0	0	0
6. LARCENY THEFT TOTAL (except Motor Vehicle Theft)	60	23	0	23	2	0
7. MOTOR VEHICLE THEFT TOTAL	70	4	0	4	0	0
a. Autos	71	3	0	3	0	0
b. Trucks and Buses	72	1	0	1	0	0
c. Other Vehicles	73	0	0	0	0	0
GRAND TOTAL	77	31	0	31	4	0

CHECKING ANY OF THE APPROPRIATE BLOCKS BELOW WILL ELIMINATE YOUR NEED TO SUBMIT REPORTS WHEN THE VALUES ARE ZERO. THIS WILL ALSO AID THE NATIONAL PROGRAM IN ITS QUALITY CONTROL EFFORTS.

NO SUPPLEMENTARY HOMICIDE REPORT SUBMITTED SINCE NO MURDERS, JUSTIFIABLE HOMICIDES, OR MANSLAUGHTER BY NEGLIGENCE OCCURRED IN THIS JURISDICTION DURING THE MONTH

NO SUPPLEMENT TO RETURN A REPORT SINCE NO CRIME OFFENSES OR RECOVERY OF PROPERTY REPORTED DURING THE MONTH.

NO LAW ENFORCEMENT OFFICERS KILLED OR ASSAULTED REPORT SINCE NONE OF THE OFFICERS WERE ASSAULTED OR KILLED DURING THE MONTH.

NO AGE, SEX, AND RACE OF PERSONS ARRESTED UNDER 18 YEARS OF AGE REPORT SINCE NO ARRESTS OF PERSONS WITHIN THIS AGE GROUP

NO AGE, SEX, AND RACE OF PERSONS ARRESTED 18 YEARS OF AGE AND OVER REPORT SINCE NO ARRESTS OF PERSONS WITHIN THIS AGE GROUP.

NO MONTHLY RETURN OF ARSON OFFENSES KNOWN TO LAW ENFORCEMENT REPORT SINCE NO ARSONS OCCURRED.

DO NOT USE THIS SPACE

	INITIALS
RECORDED	
EDITED	
ENTERED	
ADJUSTED	
CORRECTED	

\* TOTALS INCLUDE PREVIOUS OFFENSES

FEBRUARY 2015

Month and Year of Report

GA 060240X

Agency Identifier

MARCH 12, 2015

Date

ATLANTA AIRPORT POLICE - GEORGIA

Agency and State

*Nail J. Klotz* LIQUENTANT

Prepared By

Title

*George H. Jones* CHIEF

City, Commissioner, Sheriff, or Superintendent

SSD/3-12-15

**PROPERTY STOLEN BY CLASSIFICATION**

CLASSIFICATION	DATA ENTRY	Number of Actual Offenses (Column 4 Return A)	Monetary Value of Property Stolen
<b>1. MURDER AND NONNEGLIGENT MANSLAUGHTER</b>	<b>12</b>	<b>0</b>	<b>\$ 0.00</b>
<b>2. FORCIBLE RAPE</b>	<b>20</b>	<b>0</b>	<b>\$ 0.00</b>
<b>3. ROBBERY</b>			
(a) HIGHWAY (streets, alleys, etc.)	31	0	0.00
(b) COMMERCIAL HOUSE (except c, d and f)	32	0	0.00
(c) GAS OR SERVICE STATION	33	0	0.00
(d) CONVENIENCE STORE	34	0	0.00
(e) RESIDENCE (anywhere on premises)	35	0	0.00
(f) BANK	36	0	0.00
(g) MISCELLANEOUS	37	0	0.00
<b>TOTAL ROBBERY</b>	<b>30</b>	<b>0</b>	<b>\$ 0.00</b>
<b>5. BURGLARY - BREAKING OR ENTERING</b>			
(a) RESIDENCE (dwelling)			
(1) NIGHT (6 p.m. - 6 a.m.)	51	0	0.00
(2) DAY (6 a.m. - 6 p.m.)	52	0	0.00
(3) UNKNOWN	53	0	0.00
(b) NON-RESIDENCE (store, office, etc.)			
(1) NIGHT (6 p.m. - 6 a.m.)	54	0	0.00
(2) DAY (6 a.m. - 6 p.m.)	55	0	0.00
(3) UNKNOWN	56	0	0.00
<b>TOTAL BURGLARY</b>	<b>60</b>	<b>0</b>	<b>\$ 0.00</b>
<b>6. LARCENY - THEFT (Except Motor Vehicle Theft)</b>			
(a) \$200 AND OVER	61	14	17,439.00
(b) \$50 TO \$200	62	2	192.00
(c) UNDER \$50	63	7	65.00
<b>TOTAL LARCENY (Same as Item 6X)</b>	<b>60</b>	<b>23</b>	<b>\$ 17,696.00</b>
<b>7. MOTOR VEHICLE THEFT (Include Alleged Joy Ride)</b>	<b>70</b>	<b>4</b>	<b>\$ 17,002.00</b>
<b>GRAND TOTAL - ALL ITEMS</b>	<b>77</b>		<b>\$ 34,698.00</b>
<b>ADDITIONAL ANALYSIS OF LARCENY AND MOTOR VEHICLE THEFT</b>			
<b>6X. NATURE OF LARCENIES UNDER ITEM 6</b>			
(a) POCKET-PICKING	81	2	319.00
(b) PURSE-SNATCHING	82	0	0.00
(c) SHOPLIFTING	83	3	355.00
(d) FROM MOTOR VEHICLES (except e)	84	0	1,300.00
(e) MOTOR VEHICLE PARTS AND ACCESSORIES	85	0	0.00
(f) BICYCLES	86	0	0.00
(g) FROM BUILDING (except c and h)	87	10	12,492.00
(h) FROM ANY COIN-OPERATED MACHINES (parking meters, etc.)	88	0	0.00
(i) ALL OTHER	89	8	3,230.00
<b>TOTAL LARCENIES (Same as Item 6)</b>	<b>80</b>	<b>23</b>	<b>\$ 17,696.00</b>
<b>7X. MOTOR VEHICLES RECOVERED</b>			
(a) STOLEN LOCALLY AND RECOVERED LOCALLY	91	0	
(b) STOLEN LOCALLY AND RECOVERED BY OTHER JURISDICTIONS	92	1	
(c) TOTAL LOCALLY STOLEN MOTOR VEHICLES RECOVERED (a & b)	93	1	
(d) STOLEN IN OTHER JURISDICTIONS AND RECOVERED LOCALLY	90	2	

SUPPLEMENT TO RETURN A  
MONTHLY RETURN OF OFFENSES KNOWN TO THE POLICE

1-706 (Rev 8-30-94)  
Form Approved  
OMB No. 1110-0007

This report is authorized by law, Title 28, Section 534, U. S. Code. While you are not required to respond, your cooperation in submitting this report with the Return A will assist the FBI in compiling comprehensive, accurate figures on a timely basis.

This form deals with the nature of crime and the monetary value of property stolen and recovered. The total offenses recorded on the form should be the same as the number of actual offenses listed in Column 4 of the Return A for each crime class. Include attempted crimes on this form, but do not include unfounded offenses. If you cannot complete the report in all areas, please record as much information as is available. Tally sheets will be sent upon request.

PROPERTY BY TYPE AND VALUE

Type of Property  (1)	Data Entry	Monetary Value of Property Stolen in Your Jurisdiction	
		Stolen (2)	Recovered (3)
(A) Currency, Notes, Etc.	01	\$ 15.00	\$ 0.00
(B) Jewelry and Precious Metals	02	569.00	0.00
(C) Clothing and Furs	03	3,855.00	0.00
(D) Locally Stolen Motor Vehicles	04	17,002.00	1.00
(E) Office Equipment	05	275.00	0.00
(F) Televisions, Radios, Stereos, Etc.	06	9,516.00	0.00
(G) Firearms	07	1,301.00	0.00
(H) Household Goods	08	0.00	0.00
(I) Consumable Goods	09	40.00	0.00
(J) Livestock	10	0.00	0.00
(K) Miscellaneous	11	2,125.00	0.00
<b>TOTAL</b>	<b>00</b>	<b>\$ 34,698.00</b>	<b>\$ 1.00</b>

The total of this column should agree with the Grand Total (DATA ENTRY 77) shown on page 2.

Include in this column all property recovered even though stolen in prior months. The above is an accounting for only that property stolen in your jurisdiction. This will include property recovered for you by other jurisdictions, but not property you recover for them.

MARCH 12, 2015

DATE

*Nail J. Klay*

LIEUTENANT

PREPARED BY

TITLE

*George N. J...*

CHIEF

CHIEF, COMMISSIONER, SHERIFF OR SUPERINTENDENT

FEBRUARY 2015

Month and Year of Report

GA 060240X

Agency Identifier

ATLANTA AIRPORT POLICE - GEORGIA

Agency and State

ATLANTA AIRPORT POLICE  
AGE, SEX, AND RACE OF PERSONS ARRESTED  
17 YEARS OF AGE AND OVER

MONTH FEBRUARY

YEAR 2015

CLASSIFICATION OF OFFENSES	SEX	AGE OF PERSON ARRESTED											TOTAL	RACE					ETHNIC								
		17	18	19	20	21	22	23	24	29	34	39		44	49	54	59	64		65 UP	White	Black	Native Amer.	Asian/Pacific	Whi Hispanic	Blick Hispanic	
Murder/Nonnegligent Manslaughter	M																										
	F																										
Manslaughter by Negligence	M																										
	F																										
Forcible Rape	M																										
	F																										
Robbery	M																										
	F																										
Aggravated Assault	M																										
	F																										
Burglary - Breaking or Entering	M																										
	F																										
Larceny - Theft (except Motor Vehicle Theft)	M				1																						
	F																										
Motor Vehicle Theft	M																										
	F																										
Other Assaults	M																										
	F																										
Arson	M																										
	F																										
Forgery and Counterfeiting	M																										
	F																										
Fraud	M																										
	F																										
Embezzlement	M																										
	F																										
Stolen Property: Buying, Receiving, Possessing	M																										
	F																										
Vandalism	M																										
	F																										
Weapons	M																										
	F																										

ATLANTA AIRPORT POLICE  
AGE, SEX, AND RACE OF PERSONS ARRESTED  
17 YEARS OF AGE AND OVER

MONTH FEBRUARY

YEAR 2015

CLASSIFICATION OF OFFENSES	SEX	AGE OF PERSON ARRESTED											RACE					TOTAL										
		17	18	19	20	21	22	23	24 29	30 34	35 39	40 44	45 49	50 54	55 59	60 64	65 UP		White	Black	Native Amer.	Asian/Pacific	Whi Hispanic	Blck Hispanic				
16 Prostitution and Commercialized Vice	M																											
	F																											
17 Sex Offenses (except Rape and Prostitution)	M																											
	F																											
18 Drug Abuse Violations Grand Total	M	0	0	0	0	0	0	0	0	0	0	0	0	0	0	0	0	0	0	0	0	0	0	0	0	0	0	0
	F	0	0	0	0	0	0	0	0	0	0	0	0	0	0	0	0	0	0	0	0	0	0	0	0	0	0	0
180 (1) Sale/Manufacturing Subtotal	M	0	0	0	0	0	0	0	0	0	0	0	0	0	0	0	0	0	0	0	0	0	0	0	0	0	0	0
	F	0	0	0	0	0	0	0	0	0	0	0	0	0	0	0	0	0	0	0	0	0	0	0	0	0	0	0
a Opium or Cocaine and their derivatives	M																											
	F																											
b Marijuana	M																											
	F																											
c Synthetic Narcotics	M																											
	F																											
d Other Dangerous Non-Narcotic Drugs	M																											
	F																											
185 (2) Possession Subtotal	M	0	0	0	0	0	0	0	0	0	0	0	0	0	0	0	0	0	0	0	0	0	0	0	0	0	0	0
	F	0	0	0	0	0	0	0	0	0	0	0	0	0	0	0	0	0	0	0	0	0	0	0	0	0	0	0
e Opium or Cocaine and their derivatives	M																											
	F																											
f Marijuana	M																											
	F																											
g Synthetic Narcotics	M																											
	F																											
h Other Dangerous Non-Narcotic Drugs	M																											
	F																											
19 Gambling Total	M	0	0	0	0	0	0	0	0	0	0	0	0	0	0	0	0	0	0	0	0	0	0	0	0	0	0	0
	F	0	0	0	0	0	0	0	0	0	0	0	0	0	0	0	0	0	0	0	0	0	0	0	0	0	0	0
a Bookmaking	M																											
	F																											
b Numbers and Lottery	M																											
	F																											

ATLANTA AIRPORT POLICE  
AGE, SEX, AND RACE OF PERSONS ARRESTED  
17 YEARS OF AGE AND OVER

MONTH FEBRUARY

YEAR 2015

CLASSIFICATION OF OFFENSES	SEX	AGE OF PERSON ARRESTED											RACE					ETHNIC							
		17	18	19	20	21	22	23	24	30	35	40	45	50	55	60	65	UP	White	Black	Native Amer	Asian/Pacific	Whi Hispanic	Blck Hispanic	
All Other Gambling	M																								
	F																								
Offenses Against Family And Children	M																								
	F																								
Driving Under the Influence	M																								
	F																								
Liquor Laws	M																								
	F																								
Drunkenness	M																								
	F																								
Disorderly Conduct	M																								
	F																								
Vagrancy	M																								
	F																								
All Other Offenses (except Traffic)	M																								
	F																								
Suspicion	M																								
	F																								
<b>TOTAL</b>		0	0	0	1	2	2	2	3	7	10	5	8	5	14	5	5	69	12	56	0	1	0	0	

FEBRUARY 2015

Month and Year of Report

GA 060240X

Agency Identifier

MARCH 12, 2015

Date

ATLANTA AIRPORT POLICE - GEORGIA

Agency and State

Prepared By April S. Kooze LIEUTENANT

Title

Boyd A. Johnson  
Chief, Commissioner, Sheriff, or Superintendent

CHIEF

ATLANTA AIRPORT POLICE  
 AGE, SEX, AND RACE OF PERSONS ARRESTED  
 16 YEARS OF AGE AND UNDER

MONTH FEBRUARY

YEAR 2015

CLASSIFICATION OF OFFENSES	SEX	AGE					TOTAL	RACE					ETHNIC		
		09	1012	1314	15	16		White	Black	Native Amer	Asian/Pacific	Whi Hispanic	Blk Hispanic		
Murder /Nonnegligent Manslaughter	M						0								
	F						0								
Manslaughter by Negligence	M						0								
	F						0								
Forcible Rape	M						0								
	F						0								
Robbery	M						0								
	F						0								
Aggravated Assault	M						0								
	F						0								
Burglary- Breaking or Entering	M						0								
	F						0								
Larceny - Theft (except Motor Vehicle Theft)	M						0								
	F						0								
Motor Vehicle Theft	M						0								
	F						0								
Other Assaults	M						0								
	F						0								
Arson	M						0								
	F						0								
Forgery and Counterfeiting	M						0								
	F						0								
Fraud	M						0								
	F						0								
Embezzlement	M						0								
	F						0								
Stolen Property; Buying, Receiving, Possessing Vandalism	M						0								
	F						0								
Weapons	M						0								
	F						0								
Prostitution and Commercialized Vice	M						0								
	F						0								



ATLANTA AIRPORT POLICE  
AGE, SEX, AND RACE OF PERSONS ARRESTED  
16 YEARS OF AGE AND UNDER

CLASSIFICATION OF OFFENSES	SEX	AGE						RACE				ETHNIC										
		0 9		10 12		13 14		15		16		TOTAL		White	Black	Native Amer.	Asian/Pacific	Whi. Hispanic	Blk Hispanic			
17 Sex Offenses (except Rape and Prostitution)	M																					
	F																					
18 Drug Abuse Violations Grand Total	M	0	0	0	0	0	0	0	0	0	0	0	0	0	0	0	0	0	0	0	0	
	F	0	0	0	0	0	0	0	0	0	0	0	0	0	0	0	0	0	0	0	0	0
180 (1) Sale/Manufacturing Subtotal	M	0	0	0	0	0	0	0	0	0	0	0	0	0	0	0	0	0	0	0	0	0
	F	0	0	0	0	0	0	0	0	0	0	0	0	0	0	0	0	0	0	0	0	0
a Opium or Cocaine and their Derivatives	M																					
	F																					
b Marijuana	M																					
	F																					
c Synthetic Narcotics	M																					
	F																					
d Other Dangerous Non-Narcotic Drugs	M																					
	F																					
185 (2) Possession Subtotal	M	0	0	0	0	0	0	0	0	0	0	0	0	0	0	0	0	0	0	0	0	0
	F	0	0	0	0	0	0	0	0	0	0	0	0	0	0	0	0	0	0	0	0	0
e Opium or Cocaine and their Derivatives	M																					
	F																					
f Marijuana	M																					
	F																					
g Synthetic Narcotics	M																					
	F																					
h Other Dangerous Non-Narcotic Drugs	M																					
	F																					
19 Gambling Total	M	0	0	0	0	0	0	0	0	0	0	0	0	0	0	0	0	0	0	0	0	0
	F	0	0	0	0	0	0	0	0	0	0	0	0	0	0	0	0	0	0	0	0	0
a Bookmaking	M																					
	F																					
b Numbers and Lottery	M																					
	F																					
c All Other Gambling	M																					
	F																					
20 Offenses Against Family and Children	M																					
	F																					

ATLANTA AIRPORT POLICE  
 AGE, SEX, AND RACE OF PERSONS ARRESTED  
 16 YEARS OF AGE AND UNDER

MONTH FEBRUARY  
 YEAR 2015

CLASSIFICATION OF OFFENSES	SEX	AGE							RACE				ETHNIC	
		0 9	10 12	13 14	15	16	TOTAL	White	Black	Native Amer.	Asian/Pacific	Whi. Hispanic	Blck Hispanic	
		21	M						0					
	F						0							
22	M						0							
	F						0							
23	M						0							
	F						0							
24	M						0							
	F						0							
25	M						0							
	F						0							
26	M						0							
	F						0							
27	M						0							
	F						0							
28	M						0							
	F						0							
29	M						0							
	F						0							
<b>Total</b>		0	0	0	0	0	0	0	0	0	0	0	0	0

FEBRUARY 2015

Month and Year of Report

GA 060240X

Agency Identifier

MARCH 12, 2015

Date

ATLANTA AIRPORT POLICE - GEORGIA

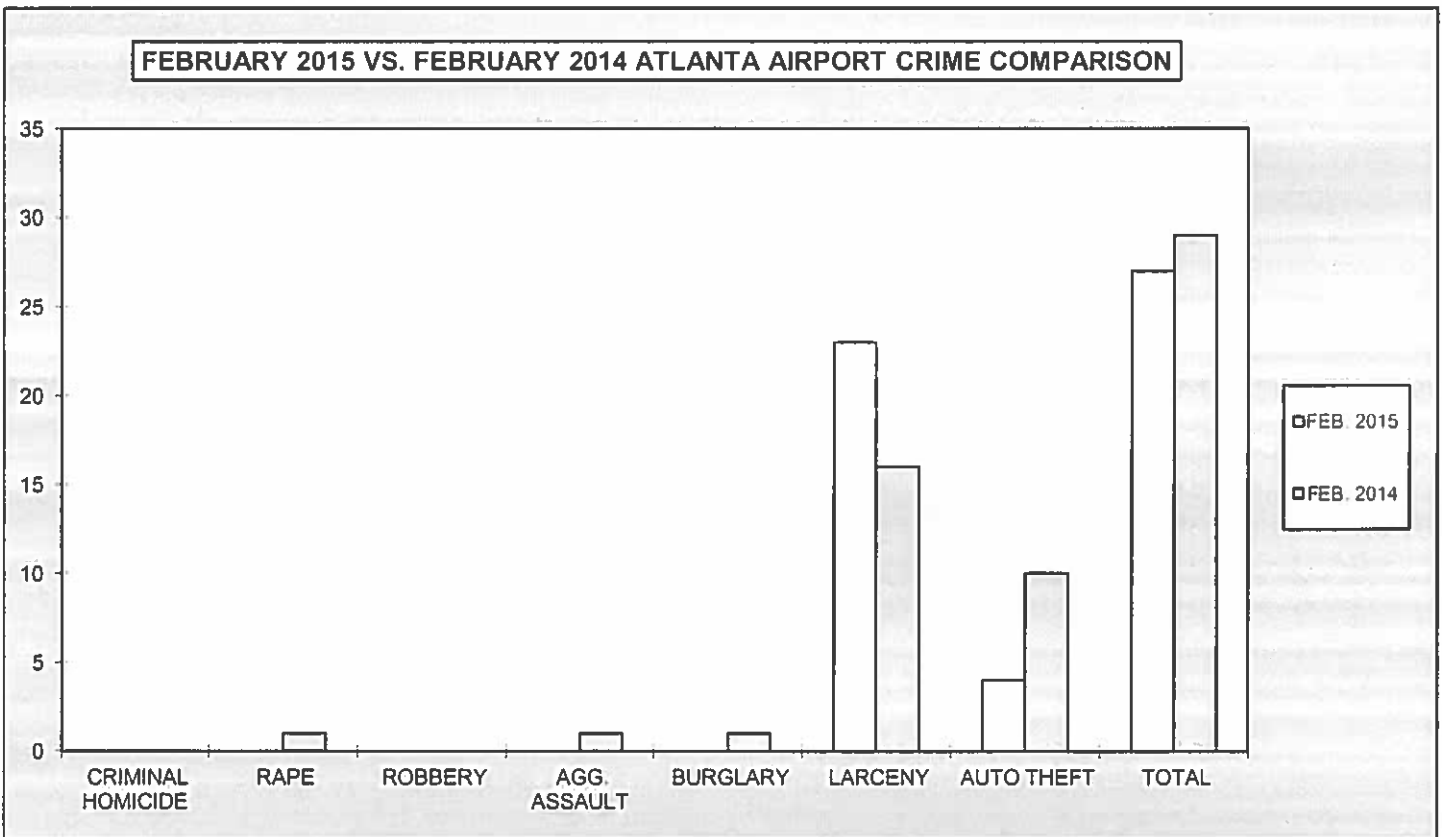
Agency and State

Prepared By Ned J. Woody LIEUTENANT

[Signature] CHIEF  
 Chief, Commissioner, Sheriff, or Superintendent

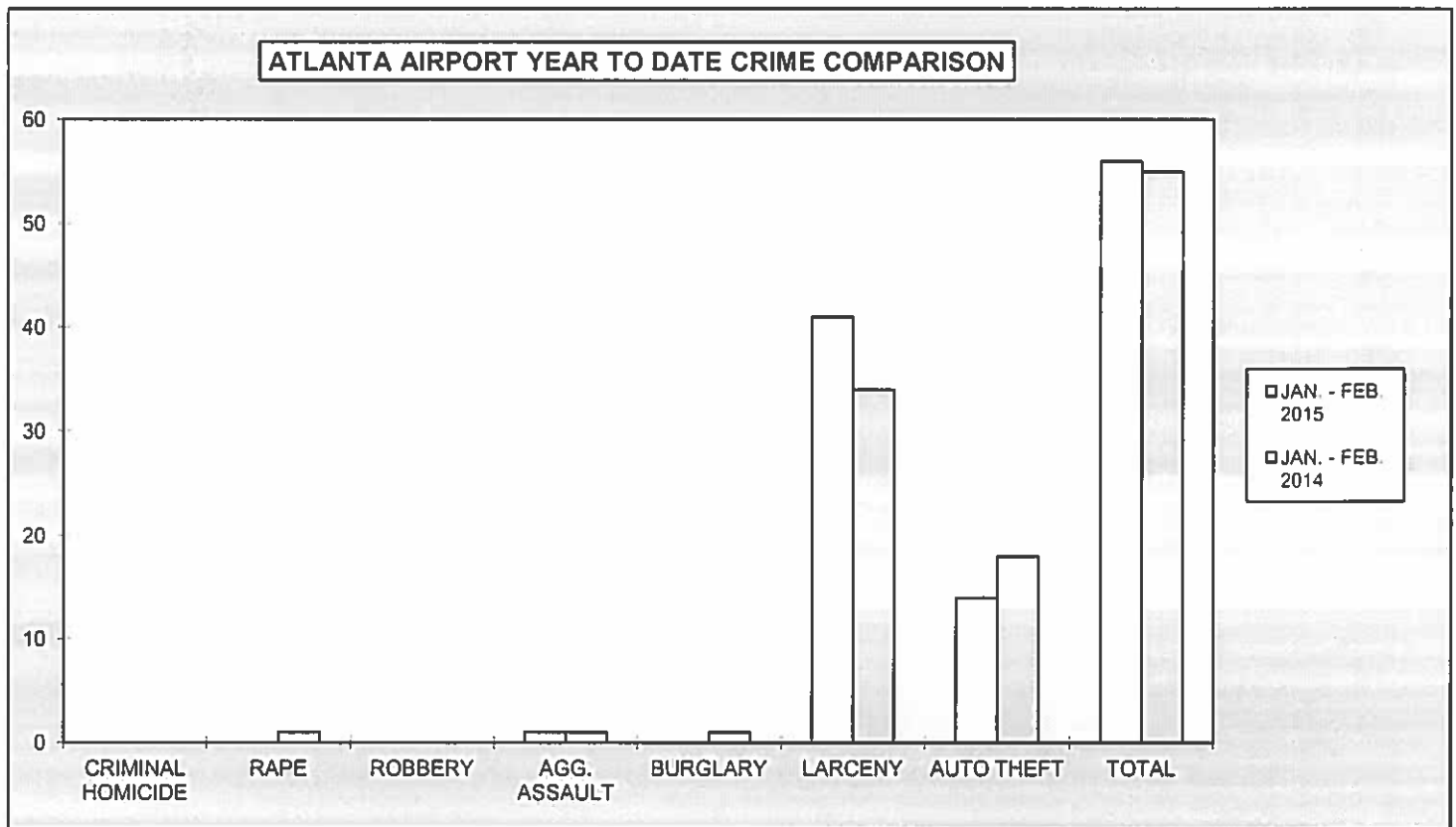
**2015  
ATLANTA AIRPORT  
MONTHLY CRIME COMPARISON**

CRIME	FEB. 2015	FEB. 2014	# DIFFERENCE	% DIFFERENCE
CRIMINAL HOMICIDE	0	0	0	0%
RAPE	0	1	-1	-100%
ROBBERY	0	0	0	0%
AGG. ASSAULT	0	1	-1	-100%
BURGLARY	0	1	-1	-100%
RESIDENCE	0	0	0	0%
NON-RESIDENCE	0	1	-1	-100%
LARCENY	23	16	7	44%
POCKETPICKING	2	0	2	100%
PURSE SNATCHING	0	0	0	0%
SHOPLIFTING	3	1	2	200%
FROM MOTOR VEHICLES	0	3	-3	-100%
MOTOR VEH. PARTS/ACCESSORIES	0	0	0	0%
BICYCLES	0	0	0	0%
FROM BUILDINGS	10	5	5	100%
FROM COIN OPERATED MACHINES	0	0	0	0%
ALL OTHER	8	7	1	14%
AUTO THEFT	4	10	-6	-60%
<b>TOTAL</b>	<b>27</b>	<b>29</b>	<b>-2</b>	<b>-7%</b>



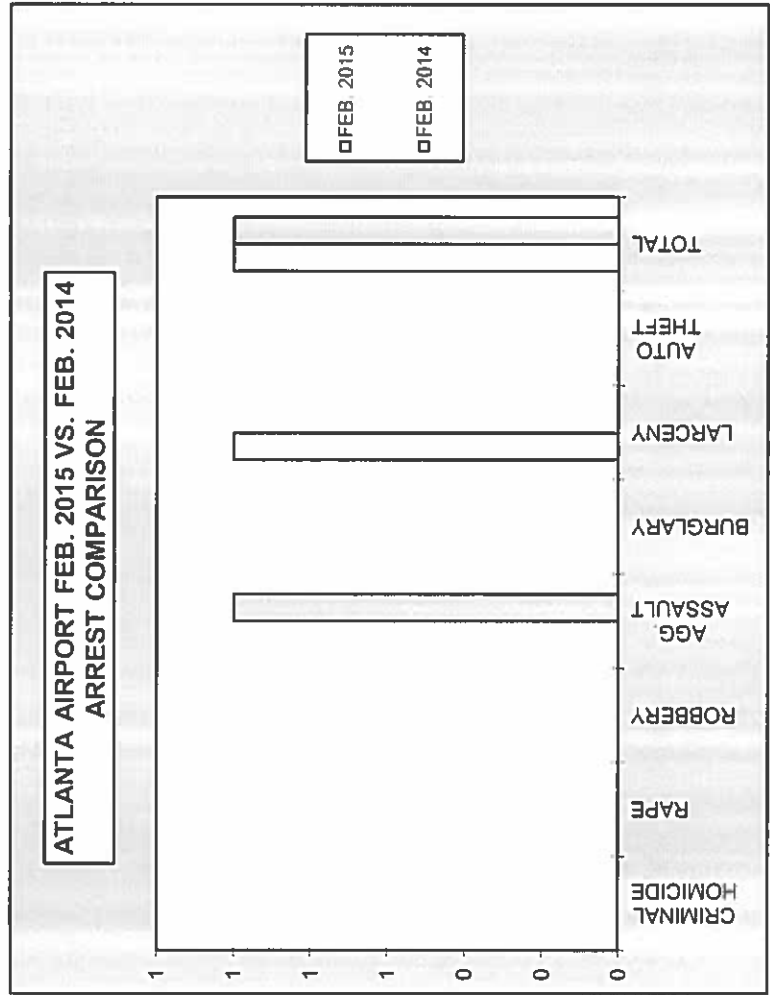
2015  
ATLANTA AIRPORT  
YEAR TO DATE CRIME COMPARISON

FIRST 2 MONTHS				
CRIME	JAN. - FEB. 2015	JAN. - FEB. 2014	# DIFFERENCE	% DIFFERENCE
CRIMINAL HOMICIDE	0	0	0	0%
RAPE	0	1	-1	-100%
ROBBERY	0	0	0	0%
AGG. ASSAULT	1	1	0	0%
BURGLARY	0	1	-1	-100%
RESIDENCE	0	0	0	0%
NON-RESIDENCE	0	1	-1	-100%
LARCENY	41	34	7	21%
POCKETPICKING	3	1	2	200%
PURSE SNATCHING	0	0	0	0%
SHOPLIFTING	3	3	0	0%
FROM MOTOR VEHICLES	2	4	-2	-50%
MOTOR VEH. PARTS/ACCESSORIES	0	0	0	0%
BICYCLES	0	0	0	0%
FROM BUILDINGS	18	11	7	64%
FROM COIN OPERATED MACHINES	0	0	0	0%
ALL OTHER	15	15	0	0%
AUTO THEFT	14	18	-4	-22%
<b>TOTAL</b>	<b>56</b>	<b>55</b>	<b>1</b>	<b>2%</b>

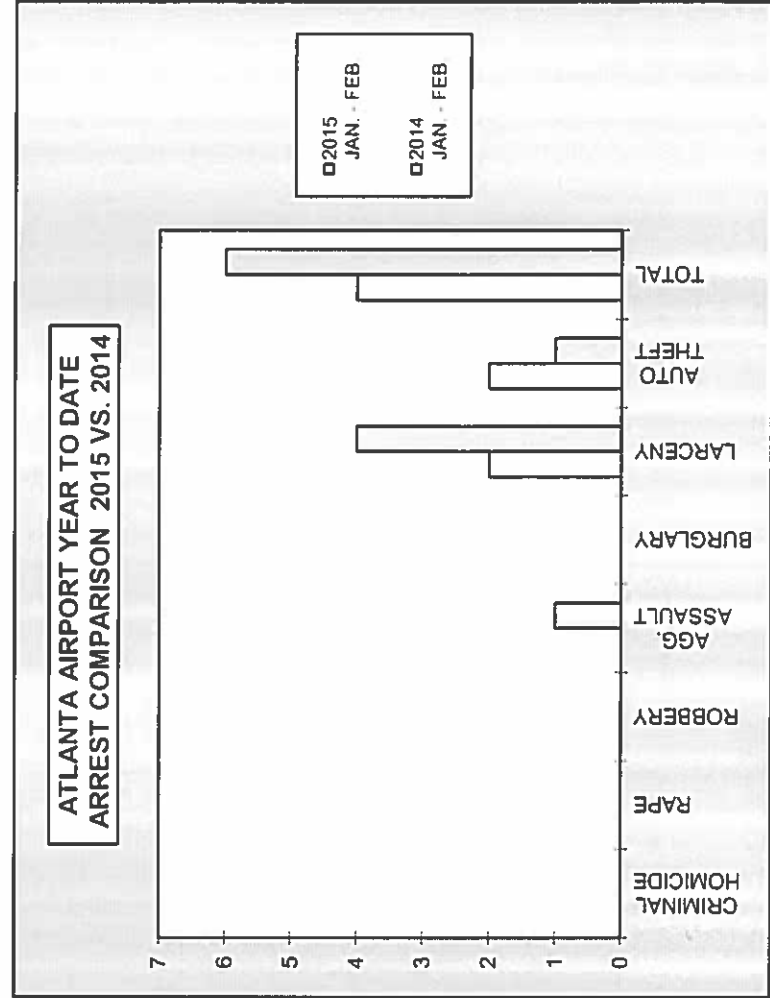


**2015  
ATLANTA AIRPORT  
ARREST COMPARISON**

FEBRUARY ARREST COMPARISON					
CRIME	FEB. 2015	FEB. 2014	# DIFFERENCE	% DIFFERENCE	
CRIMINAL HOMICIDE	0	0	0	0%	
RAPE	0	0	0	0%	
ROBBERY	0	0	0	0%	
AGG. ASSAULT	0	1	-1	-100%	
BURGLARY	0	0	0	0%	
LARCENY	1	0	1	100%	
AUTO THEFT	0	0	0	0%	
<b>TOTAL</b>	<b>1</b>	<b>1</b>	<b>0</b>	<b>0%</b>	



FIRST 2 MONTHS ARREST COMPARISON					
CRIME	2015 JAN. - FEB.	2014 JAN. - FEB.	# DIFFERENCE	% DIFFERENCE	
CRIMINAL HOMICIDE	0	0	0	0%	
RAPE	0	0	0	0%	
ROBBERY	0	0	0	0%	
AGG. ASSAULT	0	1	-1	-100%	
BURGLARY	0	0	0	0%	
LARCENY	2	4	-2	-50%	
AUTO THEFT	2	1	1	100%	
<b>TOTAL</b>	<b>4</b>	<b>6</b>	<b>-2</b>	<b>-33%</b>	



**2015  
ATLANTA AIRPORT  
CLEAR-UP RATE**

<b>CRIME</b>	<b>ATLANTA AIRPORT FEB. 2015 CLEAR-UP RATE</b>	<b>ATLANTA AIRPORT FEB. 2014 CLEAR-UP RATE</b>
CRIMINAL HOMICIDE	0%	0%
RAPE	0%	0%
ROBBERY	0%	0%
AGG. ASSAULT	0%	100%
BURGLARY	0%	0%
LARCENY	9%	6%
AUTO THEFT	0%	10%

