



UNIFORM CRIME REPORTING

ATLANTA POLICE DEPARTMENT

226 PEACHTREE STREET, SW

ATLANTA, GEORGIA 30303



DECEMBER 2016

SUPPORT SERVICES DIVISION
INFORMATION SERVICES SECTION

TABLE OF CONTENTS

	Page
U. C. R. COMPARATIVE CRIME REPORT -----	1
RETURN A - MONTHLY RETURN OF OFFENSES KNOWN TO THE POLICE -----	2
PROPERTY STOLEN BY CLASSIFICATION -----	3
	3a
LAW ENFORCEMENT OFFICERS KILLED OR ASSAULTED -----	4
MONTHLY RETURN OF ARSON OFFENSES KNOWN TO LAW ENFORCEMENT -----	5
POLICE DISPOSITION OF JUVENILES -----	6
SUPPLEMENTARY HOMICIDE REPORT -----	7
SEX AND RACE OF PERSONS ARRESTED -----	8
	8a-8e
HOMICIDE COMPARISON REPORT -----	9
HOMICIDE BREAKDOWN REPORT -----	10
SEVEN MAJOR CRIMES - MONTHLY CRIME COMPARISON -----	11
SEVEN MAJOR CRIMES - YEAR TO DATE CRIME COMPARISON -----	12
SEVEN MAJOR CRIMES ARREST MONTHLY AND YEAR TO DATE COMPARISON -----	13
CRIMES AGAINST PERSONS MONTHLY AND YEAR TO DATE COMPARISON -----	14
CRIMES AGAINST PROPERTY MONTHLY AND YEAR TO DATE COMPARISON -----	15
CRIMES AGAINST PERSONS & PROPERTY MONTHLY COMPARISON BY ZONES -----	16
CRIMES AGAINST PERSONS & PROPERTY YEAR TO DATE COMPARISON BY ZONES ----	17
SEVEN MAJOR CRIMES MONTHLY CRIME COMPARISON BY ZONES -----	18
SEVEN MAJOR CRIMES - YEAR TO DATE CRIME COMPARISON BY ZONES -----	19
SEVEN MAJOR CRIMES - MONTHLY CRIME COMPARISON - ZONE 1 -----	20
SEVEN MAJOR CRIMES - YEAR TO DATE CRIME COMPARISON - ZONE 1 -----	21
SEVEN MAJOR CRIMES - MONTHLY CRIME COMPARISON - ZONE 2 -----	22
SEVEN MAJOR CRIMES - YEAR TO DATE CRIME COMPARISON - ZONE 2 -----	23
SEVEN MAJOR CRIMES - MONTHLY CRIME COMPARISON - ZONE 3 -----	24
SEVEN MAJOR CRIMES - YEAR TO DATE CRIME COMPARISON - ZONE 3 -----	25
SEVEN MAJOR CRIMES - MONTHLY CRIME COMPARISON - ZONE 4 -----	26
SEVEN MAJOR CRIMES - YEAR TO DATE CRIME COMPARISON - ZONE 4 -----	27
SEVEN MAJOR CRIMES - MONTHLY CRIME COMPARISON - ZONE 5 -----	28
SEVEN MAJOR CRIMES - YEAR TO DATE CRIME COMPARISON - ZONE 5 -----	29
SEVEN MAJOR CRIMES - MONTHLY CRIME COMPARISON - ZONE 6 -----	30
SEVEN MAJOR CRIMES - YEAR TO DATE CRIME COMPARISON - ZONE 6 -----	31
CLEAR-UP RATE COMPARISON -----	32
ATLANTA AIRPORT -----	33
RETURN A - MONTHLY RETURN OF OFFENSES KNOWN TO THE POLICE -----	34
PROPERTY STOLEN BY CLASSIFICATION -----	35
	35a
SEX AND RACE OF PERSONS ARRESTED -----	36
	36a-36e
SEVEN MAJOR CRIMES - MONTHLY CRIME COMPARISON -----	37
SEVEN MAJOR CRIMES - YEAR TO DATE CRIME COMPARISON -----	38
SEVEN MAJOR CRIMES ARREST MONTHLY AND YEAR TO DATE COMPARISON -----	39
CLEAR-UP RATE COMPARISON -----	40

DECEMBER 2016
U.C.R. COMPARATIVE CRIME REPORT
SUPPORT SERVICES DIVISION
RECORDS SECTION

	DECEMBER 2016		DECEMBER 2015		COMPARATIVE ACTUAL	% CHANGE ACTUAL	COMPARATIVE CLEARED	% CHANGE CLEARED
MURDER	6	3	7	7	-1	-14%	-4	-57%
RAPE	19	3	5	8	14	280%	-5	-63%
ROBBERY	143	33	164	34	-21	-13%	-1	-3%
AGG. ASSAULT	203	83	205	109	-2	-1%	-26	-24%
BURGLARY - RESIDENCE	314	19	428	32	-114	-27%	-13	-41%
BURGLARY - NON-RESIDENCE	108	19	81	32	27	33%		
LARCENY - \$200 AND OVER	269		265	4	4	2%		
LARCENY - \$50 TO \$199	81	187	51	244	30	59%	-57	-23%
LARCENY - UNDER \$50	1,154		893		261	29%		
AUTO THEFT	314	22	196	13	118	60%	9	69%
TOTAL	2,611		2,295		316	14%		
AUTOS RECOVERED	65		49		16	33%		

	2016		2015		COMPARATIVE ACTUAL	% CHANGE ACTUAL	COMPARATIVE CLEARED	% CHANGE CLEARED
MURDER	111	77	94	79	17	18%	-2	-3%
RAPE	136	51	170	85	-34	-20%	-34	-40%
ROBBERY	2,070	468	1,995	417	75	4%	51	12%
AGG. ASSAULT	2,810	1,402	2,944	1,438	-134	-5%	-36	-3%
BURGLARY - RESIDENCE	3,433	334	3,946	351	-513	-13%	-17	-5%
BURGLARY - NON-RESIDENCE	978	334	835	351	143	17%		
LARCENY - \$200 AND OVER	3,186	2,339	3,604	2,740	-418	-12%	-401	-15%
LARCENY - \$50 TO \$199	847	2,339	962	2,740	-115	-12%		
LARCENY - UNDER \$50	12,367	332	11,927	251	440	4%	81	32%
AUTO THEFT	3,993	332	4,282	251	-289	-7%		
TOTAL	29,931		30,759		-828	-3%		
AUTOS RECOVERED	884		1,142		-258	-23%		

RETURN A - MONTHLY RETURN OF OFFENSES KNOWN TO THE POLICE

1-720b (Rev. 8-30-94)
OMB No. 1110-0001

This report is authorized by law Title 28, Section 534, U.S. Code. While you are not required to respond, your cooperation in forwarding this report by the 7th day after the close of the month to Uniform Crime Reports, Federal Bureau of Investigation, Washington, D.C. 20535, will assist in compiling comprehensive, accurate national crime figures on a timely basis.

1	2	3	4	5	6	
CLASSIFICATION OF OFFENSES	DATE	OFFENSES REPORTED OR KNOWN TO POLICE (INCLUDE "UNFOUNDED" AND ATTEMPTS)	UNFOUNDED, I.E., FALSE OR BASELESS COMPLAINTS	NUMBER OF ACTUAL OFFENSES (COLUMN 2 MINUS COLUMN 3) INCLUDE ATTEMPTS	TOTAL OFFENSES CLEARED BY ARREST OR EXCEPTIONAL MEANS (INCLUDES COL. 6)	NUMBER OF CLEARANCES INVOLVING ONLY PERSONS UNDER 18 YEARS OF AGE
1. CRIMINAL HOMICIDE						
a. MURDER AND NONNEGLIGENT HOMICIDE	11	7	1	6	3	0
b. MANSLAUGHTER BY NEGLIGENCE	12					
2. FORCIBLE RAPE TOTAL	20	20	1	19	3	0
a. Rape by Force	21	17	1	16	3	0
b. Attempts to commit Forcible Rape	22	3	0	3	0	0
3. ROBBERY TOTAL	30	145	2	143	33	4
a. Firearm	31	104	2	102	23	2
b. Knife or Cutting Instrument	32	3	0	3	2	0
c. Other Dangerous Weapon	33	7	0	7	1	0
d. Strong-Arm (Hands, Fists, Feet, etc.)	34	31	0	31	7	2
4. ASSAULT TOTAL	40	563	8	555	287	3
a. Firearm	41	107	0	107	23	0
b. Knife or cutting instrument	42	30	0	30	21	0
c. Other Dangerous Weapon	43	39	1	38	23	0
d. Strong-Arm	44	28	0	28	16	0
e. Other Assaults - Simple, Not Aggravated	45	359	7	352	204	3
5. BURGLARY TOTAL	50	423	1	422	19	4
a. Forcible Entry	51	277	0	277	12	4
b. Unlawful Entry - No Force	52	103	1	102	6	0
c. Attempted Forcible Entry	53	43	0	43	1	0
6. LARCENY THEFT TOTAL (except Motor Vehicle Theft)	60	1,526	22	1,504	187	9
7. MOTOR VEHICLE THEFT TOTAL	70	330	16	314	22	8
a. Autos	71	303	16	287	18	7
b. Trucks and Buses	72	18	0	18	2	0
c. Other Vehicles	73	9	0	9	2	1
GRAND TOTAL	77	3,014	51	2,963	554	28

CHECKING ANY OF THE APPROPRIATE BLOCKS BELOW WILL ELIMINATE YOUR NEED TO SUBMIT REPORTS WHEN THE VALUES ARE ZERO. THIS WILL ALSO AID THE NATIONAL PROGRAM IN ITS QUALITY CONTROL EFFORTS.

NO SUPPLEMENTARY HOMICIDE REPORT SUBMITTED SINCE NO MURDERS, JUSTIFIABLE HOMICIDES, OR MANSLAUGHTER BY NEGLIGENCE OCCURRED IN THIS JURISDICTION DURING THE MONTH.

NO SUPPLEMENT TO RETURN A REPORT SINCE NO CRIME OFFENSES OR RECOVERY OF PROPERTY REPORTED DURING THE MONTH.

NO LAW ENFORCEMENT OFFICERS KILLED OR ASSAULTED REPORT SINCE NONE OF THE OFFICERS WERE ASSAULTED OR KILLED DURING THE MONTH.

NO AGE, SEX, AND RACE OF PERSONS ARRESTED UNDER 18 YEARS OF AGE REPORT SINCE NO ARRESTS OF PERSONS WITHIN THIS AGE GROUP.

NO AGE, SEX, AND RACE OF PERSONS ARRESTED 18 YEARS OF AGE AND OVER REPORT SINCE NO ARRESTS OF PERSONS WITHIN THIS AGE GROUP.

NO MONTHLY RETURN OF ARSON OFFENSES KNOWN TO LAW ENFORCEMENT REPORT SINCE NO ARSONS OCCURRED.

DO NOT USE THIS SPACE

	INITIALS
RECORDED	
EDITED	
ENTERED	
ADJUSTED	
LINKED	

* TOTALS INCLUDE PREVIOUS OFFENSES

DECEMBER 2016

Month and Year of Report

GAAPD 0000

Agency Identifier

JANUARY 26, 2017

Date

ATLANTA POLICE DEPARTMENT - GEORGIA

Agency and State

William D. ...
Prepared By
E. ...
Chief, Commissioner, Sheriff, or Superintendent

LIEUTENANT
Title
CHIEF
Title

PROPERTY STOLEN BY CLASSIFICATION

CLASSIFICATION	DATA ENTRY	Number of Actual (Column 4)	Offenses Return A)	Monetary Value of Property Stolen
1. MURDER AND NONNEGLIGENT MANSLAUGHTER	12		6	\$ 0.00
2. FORCIBLE RAPE	20		19	\$ 0.00
3. ROBBERY				
(a) HIGHWAY (streets, alleys, etc.)	31		97	17,061.00
(b) COMMERCIAL HOUSE (except c, d, and f)	32		11	7,846.00
(c) GAS OR SERVICE STATION	33		1	0.00
(d) CONVENIENCE STORE	34		1	0.00
(e) RESIDENCE (anywhere on premises)	35		12	165,989.00
(f) BANK	36		1	1.00
(g) MISCELLANEOUS	37		20	10,991.00
TOTAL ROBBERY	30		143	\$ 201,888.00
5. BURGLARY - BREAKING OR ENTERING				
(a) RESIDENCE (dwelling)				
(1) NIGHT (6 p.m. - 6 a.m.)	51		118	51,252.00
(2) DAY (6 a.m. - 6 p.m.)	52		196	89,405.00
(3) UNKNOWN	53		0	0.00
(b) NON-RESIDENCE (store, office, etc.)				
(1) NIGHT (6 p.m. - 6 a.m.)	54		69	478,130.00
(2) DAY (6 a.m. - 6 p.m.)	55		39	26,120.00
(3) UNKNOWN	56		0	0.00
TOTAL BURGLARY	50		422	\$ 644,907.00
6. LARCENY - THEFT (Except Motor Vehicle Theft)				
(a) \$200 AND OVER	61		269	929,669.00
(b) \$50 TO \$200	62		81	8,518.00
(c) UNDER \$50	63		1,154	2,921.00
TOTAL LARCENY (Same as Item 6X)	60		1,504	\$ 941,108.00
7. MOTOR VEHICLE THEFT (Include Alleged Joy Ride)	70		314	\$ 197,952.00
GRAND TOTAL - ALL ITEMS	77	//		\$ 1,985,855.00
ADDITIONAL ANALYSIS OF LARCENY AND MOTOR VEHICLE THEFT				
6X. NATURE OF LARCENIES UNDER ITEM 6				
(a) POCKET-PICKING	81		4	163.00
(b) PURSE-SNATCHING	82		20	1,052.00
(c) SHOPLIFTING	83		216	62,262.00
(d) FROM MOTOR VEHICLES (except e)	84		857	555,962.00
(e) MOTOR VEHICLE PARTS AND ACCESSORIES	85		78	2,635.00
(f) BICYCLES	86		23	8,393.00
(g) FROM BUILDING (except c and h)	87		104	59,720.00
(h) FROM ANY COIN-OPERATED MACHINES (parking meters, etc.)	88		5	1,593.00
(i) ALL OTHER	89		197	249,328.00
TOTAL LARCENIES (Same as Item 6)	80		1,504	\$ 941,108.00
7X. MOTOR VEHICLES RECOVERED				
(a) STOLEN LOCALLY AND RECOVERED LOCALLY	91		65	
(b) STOLEN LOCALLY AND RECOVERED BY OTHER JURISDICTIONS	92		0	
(c) TOTAL LOCALLY STOLEN MOTOR VEHICLES RECOVERED (a & b)	93		65	
(d) STOLEN IN OTHER JURISDICTIONS AND RECOVERED LOCALLY	90		N/A	

**SUPPLEMENT TO RETURN A
MONTHLY RETURN OF OFFENSES KNOWN TO THE POLICE**

1-706 (Rev.8-30-94)
Form Approved
OMB No. 1110-0007

This report is authorized by law, Title 28, Section 534, U. S. Code. While you are not required to respond, your cooperation in submitting this report with the Return A will assist the FBI in compiling comprehensive, accurate figures on a timely basis.

This form deals with the nature of crime and the monetary value of property stolen and recovered. The total offenses recorded on the form should be the same as the number of actual offenses listed in Column 4 of the Return A for each crime class. Include attempted crimes on this form, but do not include unfounded offenses. If you cannot complete the report in all areas, please record as much information as is available. Tally sheets will be sent upon request.

PROPERTY BY TYPE AND VALUE

Type of Property (1)	DATA ENTRY	Monetary Value of Property Stolen in Your Jurisdiction	
		Stolen (2)	Recovered (3)
(A) Currency, Notes, Etc.	01	\$ 358,757.00	\$ 0.00
(B) Jewelry and Precious Metals	02	374,634.00	0.00
(C) Clothing and Furs	08	32,863.00	0.00
(D) Locally Stolen Motor Vehicles	04	197,952.00	30,074.00
(E) Office Equipment	05	7,063.00	0.00
(F) Televisions, Radios, Stereos, Etc.	06	207,583.00	0.00
(G) Firearms	07	16,755.00	0.00
(H) Household Goods	08	2,049.00	0.00
(I) Consumable Goods	09	30,070.00	0.00
(J) Livestock	10	0.00	0.00
(K) Miscellaneous	11	758,129.00	29.00
TOTAL	00	\$ 1,985,855.00	\$ 30,103.00

The total of this column should agree with the Grand Total (DATA ENTRY 77) shown on page 2.

Include in this column all property recovered even though stolen in prior months. The above is an accounting for only that property stolen in your jurisdiction. This will include property recovered for you by other jurisdictions, but not property you recover for them.

JANUARY 26, 2017
DATE

William Smith LIEUTENANT
PREPARED BY TITLE

E. Shields CHIEF
CHIEF, COMMISSIONER, SHERIFF OR SUPERINTENDENT

DECEMBER 2016
Month and Year of Report

GAAPD 0000
Agency Identifier

ATLANTA POLICE DEPARTMENT - GEORGIA
Agency and State

LAW ENFORCEMENT OFFICERS KILLED OR ASSAULTED

It is requested this report be completed and transmitted with monthly crime reports to: Director, Federal Bureau of Investigation, Uniform Crime Reports, Washington, D. C. 20535. This form should be used to report the number of your officers who were assaulted or killed in the line of duty during the month. Additional information concerning officers killed will be requested by a separate questionnaire.

OFFICERS KILLED Number of your law enforcement officers killed in the line of duty this month.	By felonious act	<u>0</u>
	By accident or negligence	<u>0</u>

Officers Assaulted (Do not include officers killed) - See other side for instructions.

Type of Activity	Total Assaults by Weapon A	Type of Weapon				Two-Officer Vehicle F	Type of Assignment						Police Assaults Cleared M	
		Firearm B	Knife or Other Cutting Instrument C	Other Other Dangerous Weapon D	Hands, Feet, etc. E		One-Officer Vehicle		Detective or Special Assign.		Other			
							Alone G	As-sisted H	Alone I	As-sisted J	Alone K	As-sisted L		
1. Responding to "Disturbance" calls (family quarrels, man with gun, etc.)	0													
2. Burglaries in progress or pursuing burglary suspects	0													
3. Robberies in progress or pursuing robbery suspects	0													
4. Attempting other arrests	0													
5. Civil disorder (riot, mass disobedience)	0													
6. Handling, transporting, custody of prisoners	3				3		1	2						3
7. Investigating suspicious persons or circumstances	2		1		1		1	1						2
8. Ambush - no warning	2	1			1							2		1
9. Mentally deranged	0													
10. Traffic pursuits and stops	0													
11. All Other	2			1	1			1				1		1
12. TOTAL (1-11)	9	1	1	1	6	0	2	4	0	0	3	0	7	
13. Number with personal injury	0													
14. Number without personal injury	9	1	1	1	6									
15. Time of assaults														
AM	3	2												
PM	1	2	1											

DO NOT WRITE HERE

Recorded	Initials
Edited	
Punched	
Verified	
Adjusted	
DOJ/FBI	

DECEMBER 2016
Month and Year

GAAPD 0000
Agency Identifier

ATLANTA POLICE DEPARTMENT
Agency

GEORGIA
State

[Signature]
Prepared By
[Signature]
Chief, Sheriff, Commissioner, Superintendent

LIEUTENANT
Title
CHIEF

MONTHLY RETURN OF ARSON OFFENSES KNOWN TO LAW ENFORCEMENT

DO-73 (2-11-82)
Form Approved
OMB No. 1110-0008

This report is authorized by law Title 28, Section 534, United States Code, and the enactment of the fiscal year 1979, Department of Justice Authorization Bill S. 3151. While you are not required to respond, your cooperation in using this form to report all incidents of arson which become known to your department during the month will assist the FBI in compiling comprehensive, accurate data on a timely basis. Instructions appear on reverse side.

1 PROPERTY CLASSIFICATION	2 Offenses Reported or Known to Police (Include Unfounded and Attempts)	3 Unfounded, i.e. False or Baseless Complaints	4 Number of Actual Offenses (Column 2 Minus Column 3 (Include Attempts))	5 Total Offenses Cleared by Arrest or Exceptional Means (Include Column 6)	6 Number of Clearances Involving Only Persons Under 18 Years of Age	7 Offenses Where Structures Uninhabited, Abandoned, or not Normally in Use	8 Estimated Value of Property Damage
STRUCTURAL							
A. Single Occupancy Residential: Houses, Townhouses, Duplexes, etc.	15	15					\$
B. Other Residential: Apartments, Tenements, Flats, Hotels, Motels, Inns, Dormitories, Boarding Houses, etc.	10	9	1				\$ 500.
C. Storage: Barns, Garages, Warehouses, etc.							\$
D. Industrial/Manufacturing							\$
E. Other Commercial: Stores, Restaurants, Offices, etc.	1	1					\$
F. Community/Public: Churches, Jails, Schools, Colleges, Hospitals, etc.							\$
G. All Other Structure: Out Buildings, Monuments, Buildings Under Construction, etc.	2	2					\$
TOTAL STRUCTURE	28	27	1				\$ 500.
MOBILE							
H. Motor Vehicles: Automobiles, Trucks, Buses, Motorcycles, etc.: UCR Definition	1		1				\$
I. Other Mobile Property: Trailers, Recreational Vehicles, Airplanes, Boats, etc.							\$ 5,000.
TOTAL MOBILE	1		1				\$ 5,000.
J. TOTAL OTHER Crops, Timber, Fences, Signs, etc.							\$
GRAND TOTAL	29	27	2				\$ 5,500.

DO NOT WRITE HERE	
Recorded	
Edited	
Entered	
Adjusted	
Corres.	

Agency Identifier GAAPD 0000 Month DECEMBER 2016
 Agency ATLANTA POLICE DEPARTMENT State GEORGIA
 Prepared by [Signature] LIEUTENANT
 Chief, Commissioner, Sheriff, or Superintendent CHIEF

AGENCY IDENTIFIER GAAPD 0000 REPORTING PERIOD DECEMBER 2016

AGENCY NAME ATLANTA POLICE DEPARTMENT

POLICE DISPOSITION OF JUVENILES

-Not to include neglect or traffic cases-

1. Handled within Department and released. (Warning, released to parents, etc.)	_____
2. Referred to juvenile court or probation department.	_____ 70 _____
3. Referred to welfare agency.	_____
4. Referred to other police agency.	_____
5. Referred to criminal or adult court.	_____
TOTAL	_____ 70 _____

JANUARY 25, 2016
DATE

[Signature] LIEUTENANT
PREPARED BY TITLE

[Signature] CHIEF
APPROVED BY TITLE

GCIC USE ONLY

Recorded	_____
Reviewed	_____
Punched	_____
Verified	_____

RETURN TO
Georgia Crime Information Center/Uniform Crime Reporting
P. O. Box 1456
Atlanta, Georgia 30301

Return on or before the 7th of the following month.

GCIC/UCR-012 (9/74)

PAGE 1 OF 1
SUPPLEMENTARY HOMICIDE REPORT

This report is authorized by law Title 28, Section 534, United States Code. While you are not required to respond, your cooperation in using this form to list data pertaining to all homicides reported on your Return A will assist the FBI in compiling comprehensive, accurate data regarding this important classification on a timely basis.

1a. Murder and Nonnegligent Manslaughter

List below specific information for all offenses shown in item 1a of the monthly Return A. In addition, list all justifiable killings of felons by a citizen or by a peace officer in the line of duty. A brief explanation in the circumstances column regarding unfounded homicide offenses will aid the national Uniform Crime Reporting Program in editing the reports.

Incident	Situation*	Victim**			Offender**			Data Code	Weapon Used (Handgun, Rifle, Shotgun, Club, Poison, etc.)	Relationship of Victim to Offender (Husband, Wife, Son, Father, Acquaintance, Neighbor, Stranger, etc.)	Circumstances (Victim shot by robber, robbery victim shot robber, killed by patron during barroom brawl, etc.)
		Age	Sex	Race	Ethnicity	Age	Sex				
	B	16	M	B	N				HANDGUN	UNKNOWN	OTHER
	B	23	M	B	N				HANDGUN	UNKNOWN	OTHER
	B	26	M	B	N				HANDGUN - 9 MM	UNKNOWN	OTHER
	B	33	M	B	N				HANDGUN - 40 CAL.	UNKNOWN	OTHER
	B	37	M	B	N				HANDGUN	UNKNOWN	OTHER
	B	47	F	B	N				STRANGULATION	UNKNOWN	OTHER
	A	27	M	B	N	31	F	B	N	BOYFRIEND	FELON KILLED BY PRIVATE CITIZEN *

** - See reverse side for explanation

DO NOT WRITE HERE	Recorded	
	Edited	
	Punched	
	Verified	
	Adjusted	

DECEMBER 2016	GAAPD 0000	LIEUTENANT
Month and Year	Agency Identifier	Title
ATLANTA POLICE DEPARTMENT	GEORGIA	CHIEF
Agency	State	Chief, Sheriff, Commissioner, Superintendent

Prepared By: *[Signature]*
[Signature]
 Chief, Sheriff, Commissioner, Superintendent

**ATLANTA POLICE DEPARTMENT
AGE, SEX, AND RACE OF PERSONS ARRESTED
17 YEARS OF AGE AND OVER**

MONTH DECEMBER

YEAR 2016

CLASSIFICATION OF OFFENSES	SEX	AGE OF PERSON ARRESTED											TOTAL	RACE				ETHNIC																				
		17	18	19	20	21	22	23	24	29	30	34		35	40	45	50	55	60	65	UP	White	Black	Native Amer.	Asian/Pacific	Whl. Hispanic	Black Hispanic											
All Other Gambling	M														1	1									2													
	F																											0										
Offenses Against Family And Children	M																																					
	F													1																								
Driving Under the Influence	M																																					
	F																																					
Liquor Laws	M																																					
	F																																					
Drunkenness	M																																					
	F																																					
Disorderly Conduct	M																																					
	F																																					
Vagrancy	M																																					
	F																																					
All Other Offenses (except Traffic)	M																																					
	F																																					
Suspicion	M																																					
	F																																					
TOTAL		31	32	36	41	41	49	52	284	192	176	130	164	154	146	70	33	1641	202	1432	0	7	0	0														

- 80 -

DECEMBER 2016
Month and Year of Report

GAAPD 0000
Agency Identifier

JANUARY 26, 2017
Date

Prepared By: *[Signature]*
Title: LIEUTENANT

[Signature]
Chief, Commissioner, Sheriff, or Superintendent
Title: CHIEF

ATLANTA POLICE DEPARTMENT - GEORGIA
Agency and State

ATLANTA POLICE DEPARTMENT
 AGE, SEX, AND RACE OF PERSONS ARRESTED
 16 YEARS OF AGE AND UNDER

MONTH DECEMBER

YEAR 2016

CLASSIFICATION OF OFFENSES	SEX	AGE						TOTAL	RACE				ETHNIC					
		09	1012	1314	15	16	White		Black	Native Amer.	Asian/Pacific	Whl. Hispanic	Blck Hispanic					
Murder/Nonnegligent 01a	M						0											
	F						0											
Manslaughter by Negligence 01b	M						0											
	F						0											
Forcible Rape 02	M						0											
	F						0											
Robbery 03	M	1	2	2	9	14												
	F				1	1					15							
Aggravated Assault 04	M						0											
	F				1	1					1							
Burglary- Breaking or Entering 05	M	1	2	3	1	7												
	F				1	1					8							
Larceny - Theft (except Motor Vehicle Theft) 06	M		6	1	1	8												
	F	2	2	4	3	11					19							
Motor Vehicle Theft 07	M		3	3	4	10												
	F					0					10							
Other Assaults 08	M					0												
	F		1	1	2	4					4							
Arson 09	M					0												
	F					0												
Forgery and Counterfeiting 10	M					0												
	F					0												
Fraud 11	M					0												
	F					0												
Embezzlement 12	M					0												
	F					0												
Stolen Property; Buying, Receiving, Possessing 13	M				1	1												
	F					0					1							
Vandalism 14	M		1	2		3												
	F					0					3							
Weapons 15	M				1	1												
	F					0					1							
Prostitution and Commercialized Vice 16	M					0												
	F					0												

ATLANTA POLICE DEPARTMENT
 AGE, SEX, AND RACE OF PERSONS ARRESTED
 16 YEARS OF AGE AND UNDER

MONTH DECEMBER

YEAR 2016

CLASSIFICATION OF OFFENSES	SEX	AGE						RACE					ETHNIC						
		0 9		10 12		13 14		15		16		TOTAL		White	Black	Native Amer.	Asian/Pacific	Whl. Hispanic	Blck Hispanic
		0	9	10	12	13	14	15	16	0	16								
17 Sex Offenses (except Rape and Prostitution)	M																		
	F																		
18 Drug Abuse Violations Grand Total	M	0	0	0	0	0	0	0	0	0	0	0	0	0	0	0	0	0	0
	F	0	0	0	0	0	0	0	0	0	0	0	0	0	0	0	0	0	0
180 (1) Sale/Manufacturing Subtotal	M	0	0	0	0	0	0	0	0	0	0	0	0	0	0	0	0	0	0
	F	0	0	0	0	0	0	0	0	0	0	0	0	0	0	0	0	0	0
a Opium or Cocaine and their Derivatives	M																		
	F																		
b Marijuana	M																		
	F																		
c Synthetic Narcotics	M																		
	F																		
d Other Dangerous Non-Narcotic Drugs	M																		
	F																		
185 (2) Possession Subtotal	M	0	0	0	0	0	0	0	0	0	0	0	0	0	0	0	0	0	0
	F	0	0	0	0	0	0	0	0	0	0	0	0	0	0	0	0	0	0
e Opium or Cocaine and their Derivatives	M																		
	F																		
f Marijuana	M																		
	F																		
g Synthetic Narcotics	M																		
	F																		
h Other Dangerous Non-Narcotic Drugs	M																		
	F																		
19 Gambling Total	M	0	0	0	0	0	0	0	0	0	0	0	0	0	0	0	0	0	0
	F	0	0	0	0	0	0	0	0	0	0	0	0	0	0	0	0	0	0
a Bookmaking	M																		
	F																		
b Numbers and Lottery	M																		
	F																		
c All Other Gambling	M																		
	F																		
20 Offenses Against Family and Children	M																		
	F																		

ATLANTA POLICE DEPARTMENT
AGE, SEX, AND RACE OF PERSONS ARRESTED
16 YEARS OF AGE AND UNDER

MONTH DECEMBER

YEAR 2016

CLASSIFICATION OF OFFENSES	SEX	AGE					RACE				ETHNIC			
		0 9	10 12	13 14	15	16	TOTAL	White	Black	Native Amer.	Asian/Pacific	Whl. Hispanic	Blck Hispanic	
21 Driving Under the Influence	M						0							
	F						0							
22 Liquor Laws	M						0							
	F						0							
23 Drunkenness	M						0							
	F						0							
24 Disorderly Conduct	M						0							
	F			1			1		1					
25 Vagrancy	M						0							
	F						0							
26 All Other Offenses (except Traffic)	M					2	2							
	F						0				2			
27 Suspicion	M						0							
	F						0							
28 Curfew and Loitering	M		1	2	1		4					4		
	F						0							
29 Run-Aways	M						0							
	F						0							
Total		0	5	20	20	25	70	0	70	0	0	0	0	

DECEMBER 2016

Month and Year of Report

GAAPD 0000

Agency Identifier

JANUARY 26, 2017

Date

ATLANTA POLICE DEPARTMENT - GEORGIA

Agency and State

Prepared By [Signature] LIEUTENANT

[Signature] CHIEF
Chief, Commissioner, Sheriff, or Superintendent

UNIFORM CRIME REPORTING

**LAW ENFORCEMENT
OPERATIONS
&
MANAGEMENT**

CRIME AREA COMPARISON

**SUPPORT SERVICES DIVISION
Information Services Section**

**DECEMBER 2016
DECEMBER 2015**

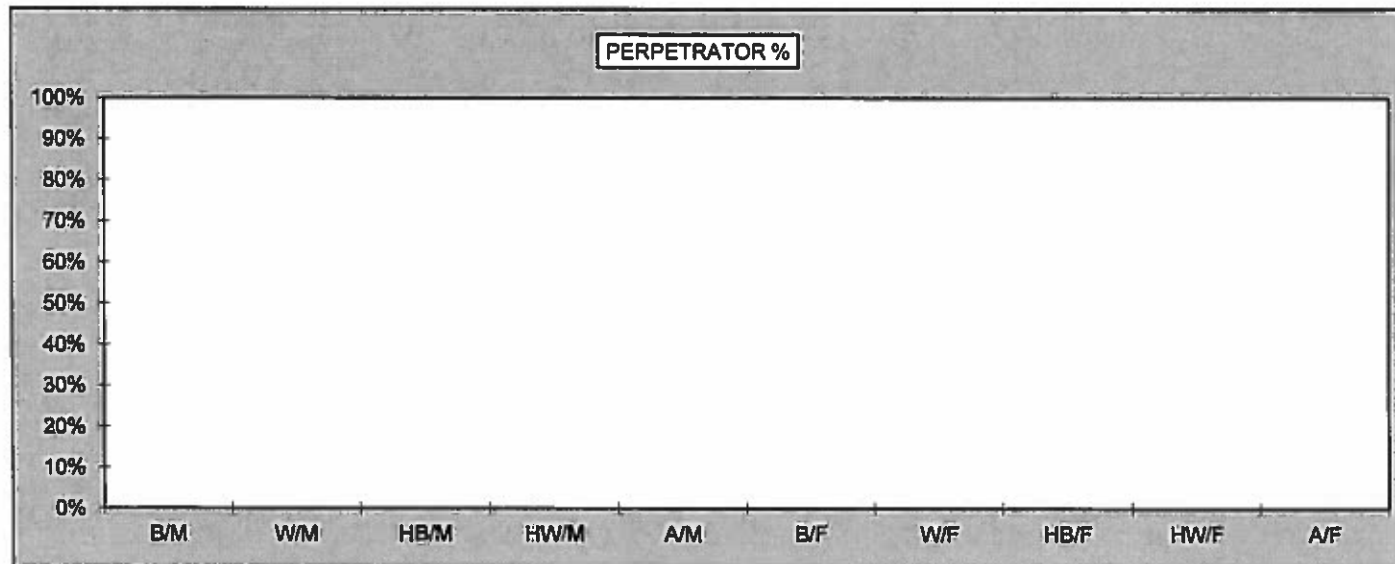
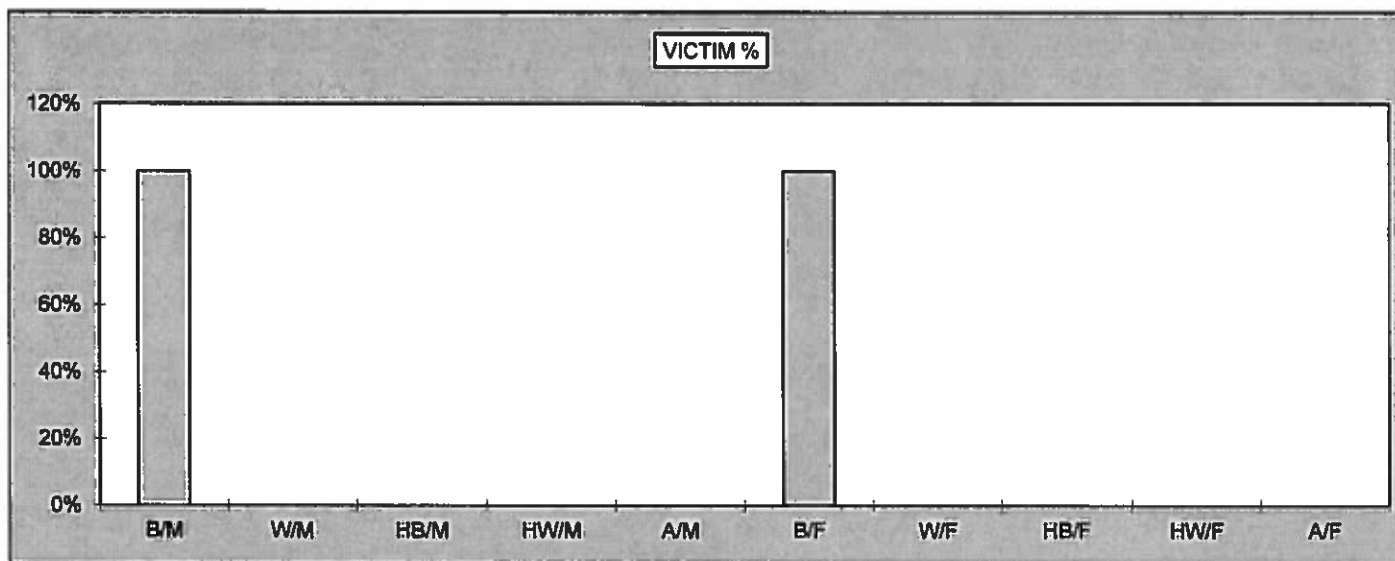
**2016
DECEMBER HOMICIDE COMPARISON
BY RACE, SEX, AND ETHNIC ORIGIN**

	VICTIM	PERPETRATOR
B/M	5	0
W/M	0	0
HB/M	0	0
HW/M	0	0
A/M	0	0
TOTAL MALES	5	0
B/F	1	0
W/F	0	0
HB/F	0	0
HW/F	0	0
A/F	0	0
TOTAL FEMALES	1	0
TOTAL	6	0

	VICTIM %	PERPETRATOR %
B/M	100%	0%
W/M	0%	0%
HB/M	0%	0%
HW/M	0%	0%
A/M	0%	0%

B/F	100%	0%
W/F	0%	0%
HB/F	0%	0%
HW/F	0%	0%
A/F	0%	0%

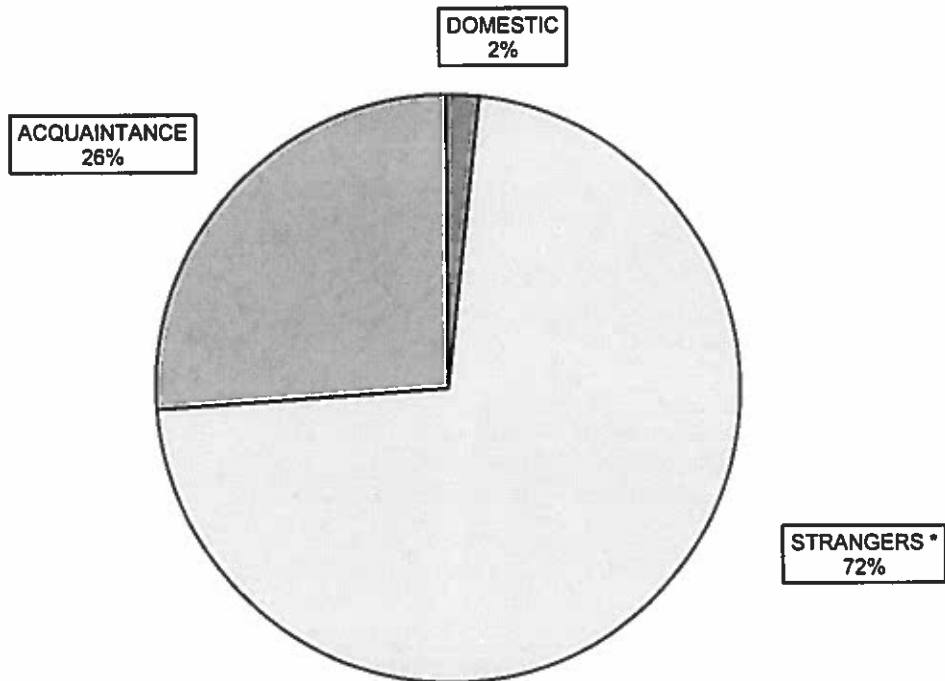
PERPETRATOR UNKNOWN FOR 6 HOMICIDES



**2016
HOMICIDE BREAKDOWN
YEAR TO DATE**

DECEMBER							
MONTH	ACTUAL	DOMESTIC	%	STRANGERS *	%	ACQUAINTANCE	%
JANUARY	9	0	0%	7	78%	2	22%
FEBRUARY	6	1	17%	3	50%	2	33%
MARCH	9	0	0%	7	78%	2	22%
APRIL	8	0	0%	5	62%	3	38%
MAY	9	0	0%	7	78%	2	22%
JUNE	16	1	6%	11	69%	4	25%
JULY	12	0	0%	10	83%	2	17%
AUGUST	8	0	0%	6	75%	2	25%
SEPTEMBER	8	0	0%	5	62%	3	38%
OCTOBER	6	0	0%	4	67%	2	33%
NOVEMBER	14	0	0%	9	64%	5	36%
DECEMBER	6	0	0%	6	100%	0	0%
TOTAL	111	2	2%	80	72%	29	26%

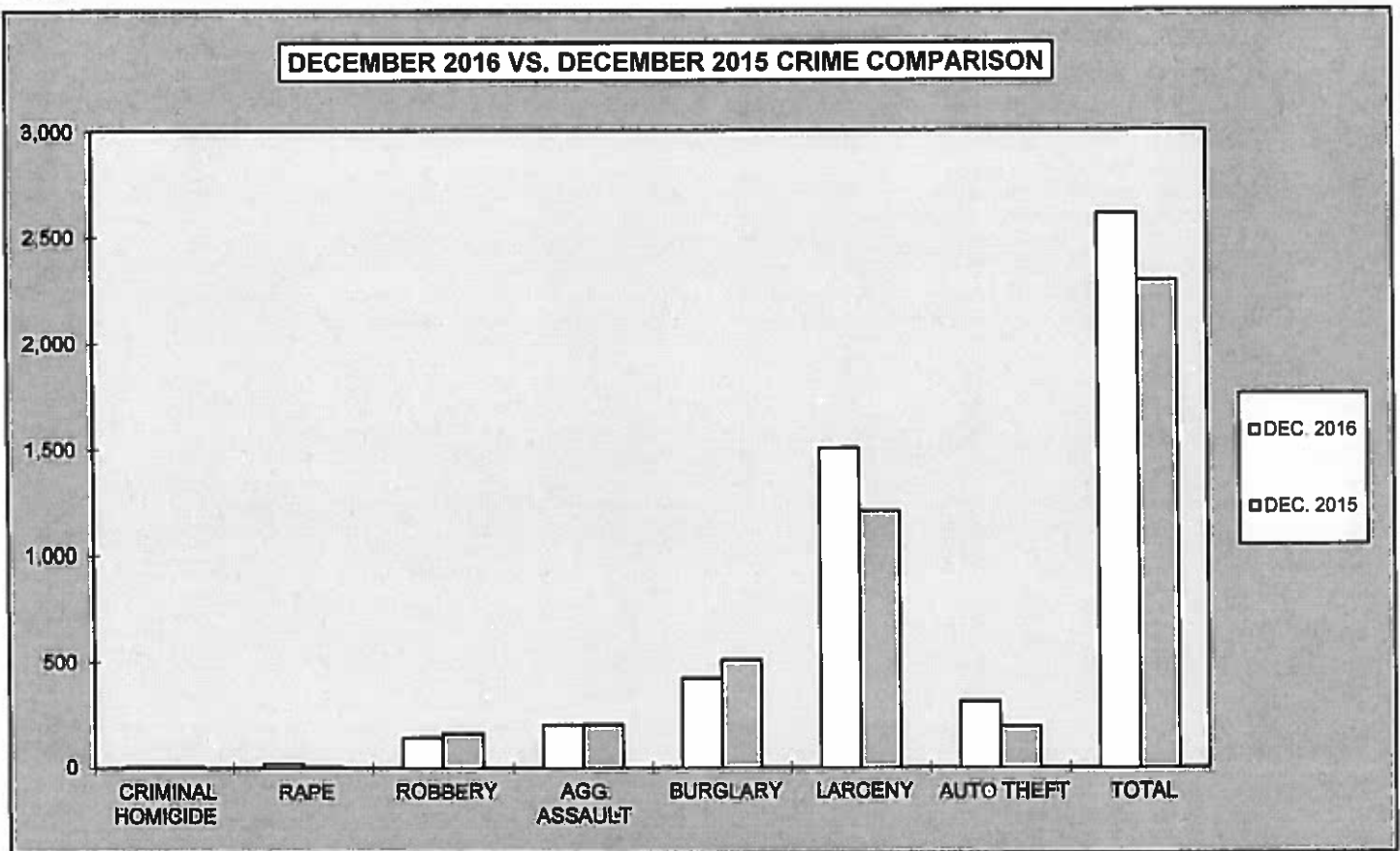
HOMICIDE BREAKDOWN BY VICTIM/OFFENDER RELATIONSHIP



* UNKNOWN INCLUDED IN WITH STRANGERS

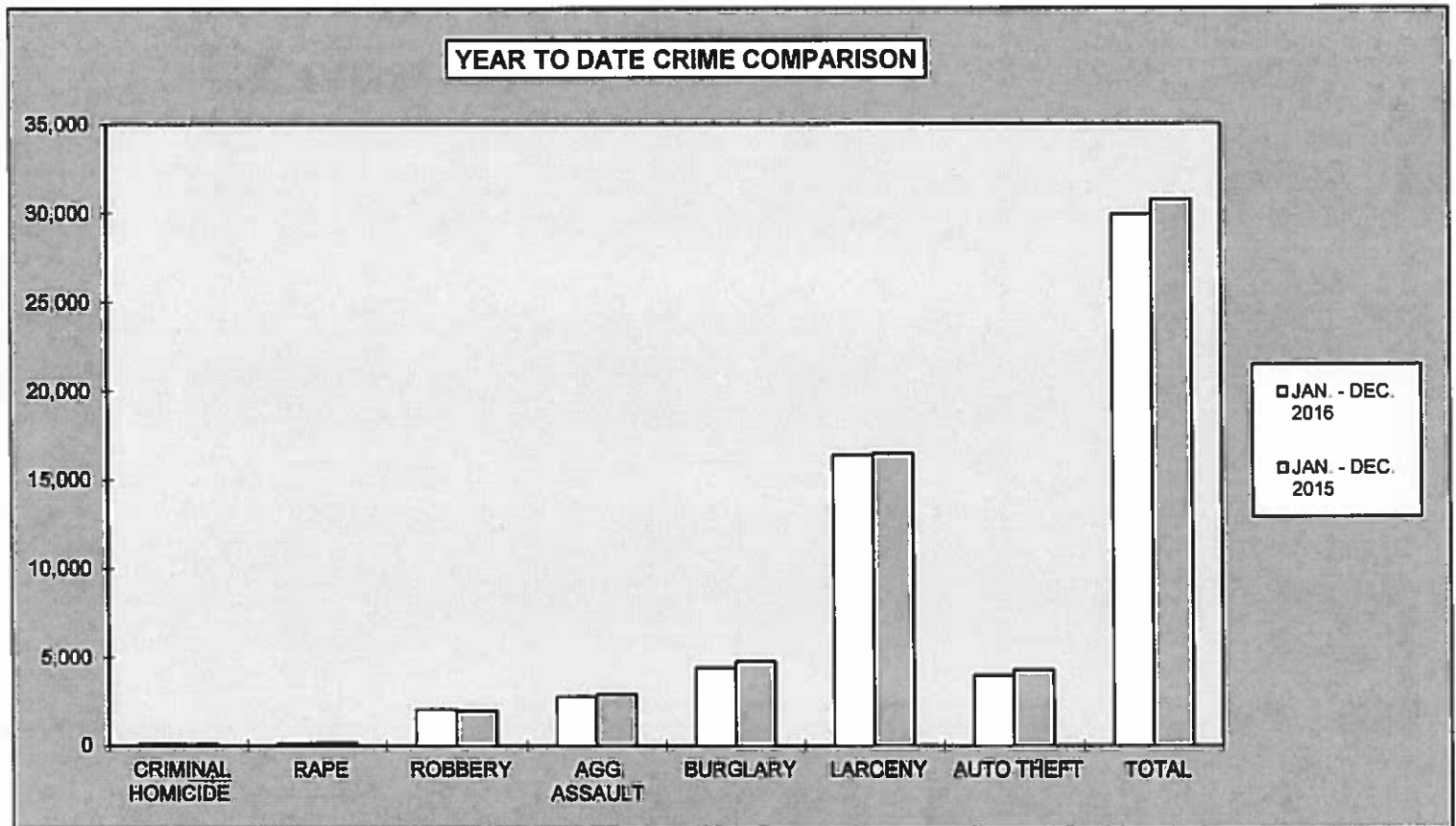
**2016
MONTHLY CRIME COMPARISON**

CRIME	DEC. 2016	DEC. 2015	# DIFFERENCE	% DIFFERENCE
CRIMINAL HOMICIDE	6	7	-1	-14%
RAPE	19	5	14	280%
ROBBERY	143	164	-21	-13%
AGG. ASSAULT	203	205	-2	-1%
BURGLARY	422	509	-87	-17%
RESIDENCE	314	428	-114	-27%
NON-RESIDENCE	108	81	27	33%
LARCENY	1,504	1,209	295	24%
POCKETPICKING	4	7	-3	-43%
PURSE SNATCHING	20	23	-3	-13%
SHOPLIFTING	216	230	-14	-6%
FROM MOTOR VEHICLES	857	571	286	50%
MOTOR VEH. PARTS/ACCESSORIES	78	79	-1	-1%
BICYCLES	23	20	3	15%
FROM BUILDINGS	104	114	-10	-9%
FROM COIN OPERATED MACHINES	5	1	4	400%
ALL OTHER	197	164	33	20%
AUTO THEFT	314	196	118	60%
TOTAL	2,611	2,295	316	14%



**2016
YEAR TO DATE CRIME COMPARISON**

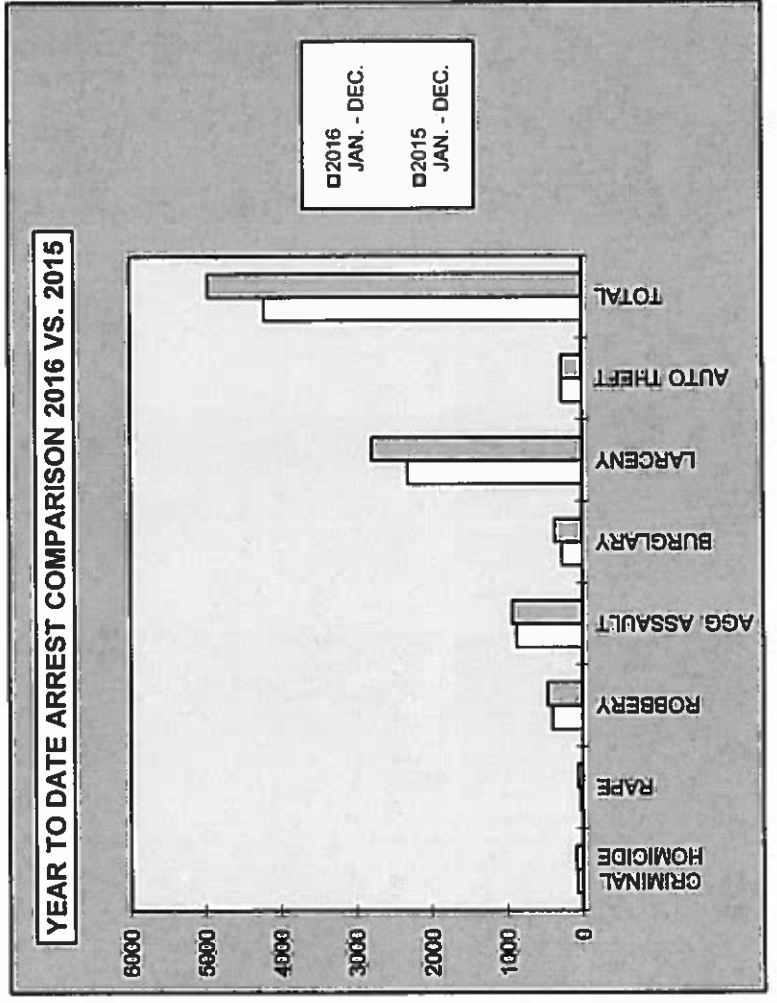
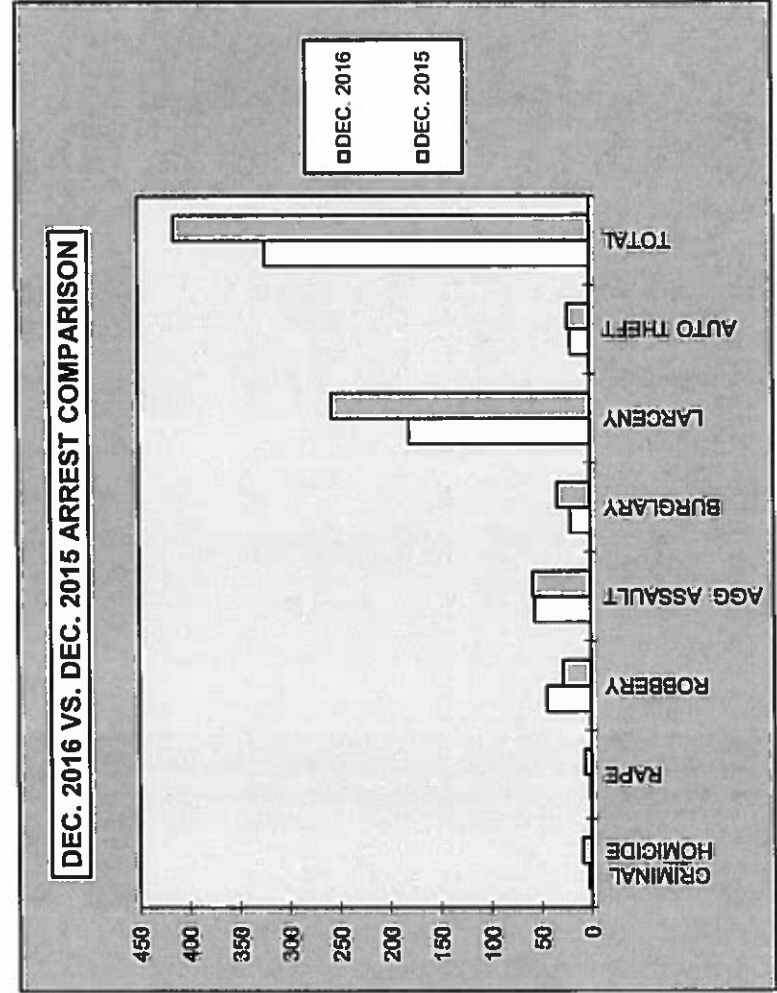
ANNUAL CRIME COMPARISON				
CRIME	JAN. - DEC. 2016	JAN. - DEC. 2015	# DIFFERENCE	% DIFFERENCE
CRIMINAL HOMICIDE	111	94	17	18%
RAPE	136	170	-34	-20%
ROBBERY	2,070	1,995	75	4%
AGG. ASSAULT	2,810	2,944	-134	-5%
BURGLARY	4,411	4,781	-370	-8%
RESIDENCE	3,433	3,946	-513	-13%
NON-RESIDENCE	978	835	143	17%
LARCENY	16,400	16,493	-93	-1%
POCKETPICKING	62	70	-8	-11%
PURSE SNATCHING	288	318	-30	-9%
SHOPLIFTING	2,548	2,669	-121	-5%
FROM MOTOR VEHICLES	8,924	8,371	553	7%
MOTOR VEH. PARTS/ACCESSORIES	981	1,081	-100	-9%
BICYCLES	290	276	14	5%
FROM BUILDINGS	1,432	1,526	-94	-6%
FROM COIN OPERATED MACHINES	41	20	21	105%
ALL OTHER	1,834	2,162	-328	-15%
AUTO THEFT	3,993	4,282	-289	-7%
TOTAL	29,931	30,759	-828	-3%



2016
ARREST COMPARISON

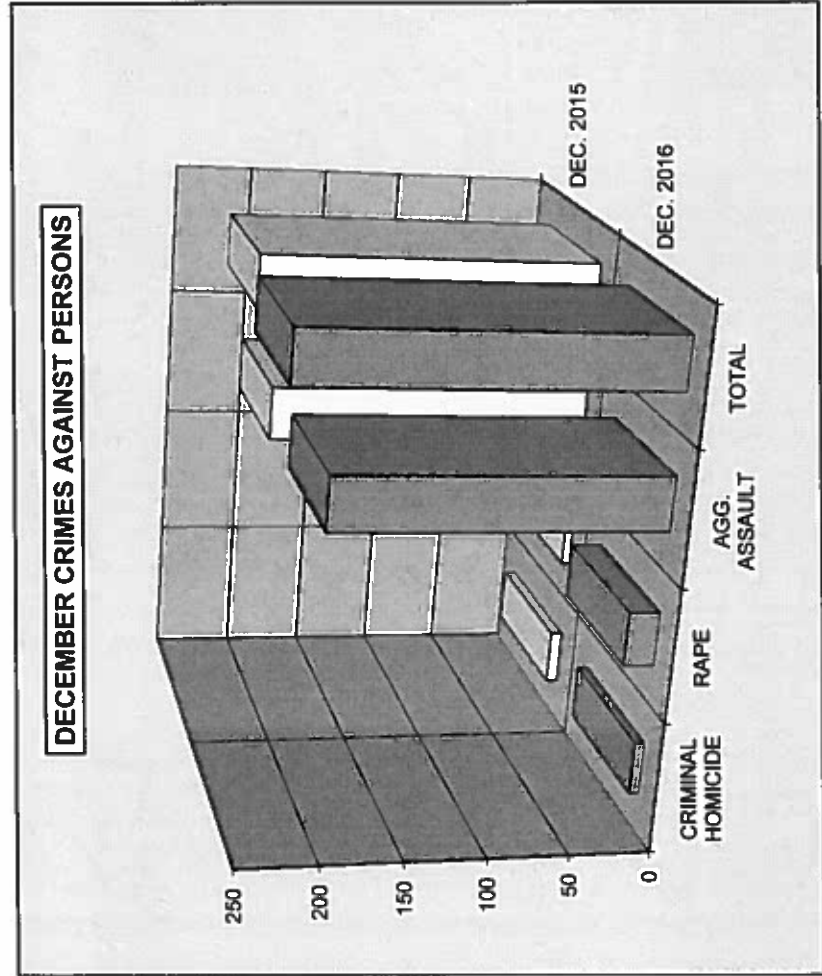
DECEMBER ARREST COMPARISON					
CRIME	DEC. 2016	DEC. 2015	# DIFFERENCE	% DIFFERENCE	
CRIMINAL HOMICIDE	3	9	-6	-67%	
RAPE	1	7	-6	-86%	
ROBBERY	44	28	16	57%	
AGG. ASSAULT	56	58	-2	-3%	
BURGLARY	20	33	-13	-39%	
LARCENY	180	257	-77	-30%	
AUTO THEFT	19	22	-3	-14%	
TOTAL	323	414	-91	-22%	

ANNUAL ARREST COMPARISON					
CRIME	2016 JAN. - DEC.	2015 JAN. - DEC.	# DIFFERENCE	% DIFFERENCE	
CRIMINAL HOMICIDE	71	83	-12	-14%	
RAPE	29	57	-28	-49%	
ROBBERY	398	463	-65	-14%	
AGG. ASSAULT	873	927	-54	-6%	
BURGLARY	264	365	-101	-28%	
LARCENY	2,308	2,787	-479	-17%	
AUTO THEFT	266	271	-5	-2%	
TOTAL	4,209	4,953	-744	-15%	

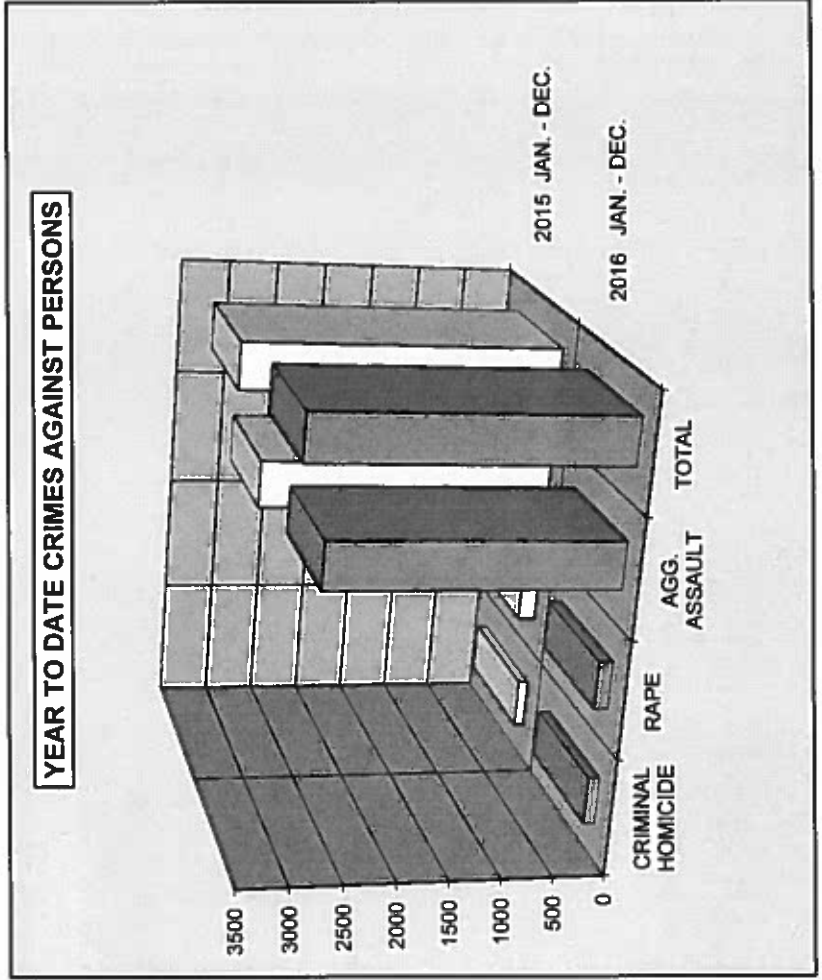


**2016
CRIME COMPARISON
CRIMES AGAINST PERSONS**

DECEMBER				
CRIME	DEC. 2016	DEC. 2015	# DIFFERENCE	% DIFFERENCE
CRIMINAL HOMICIDE	6	7	-1	-14%
RAPE	19	5	14	280%
AGG. ASSAULT	203	205	-2	-1%
TOTAL	228	217	11	5%



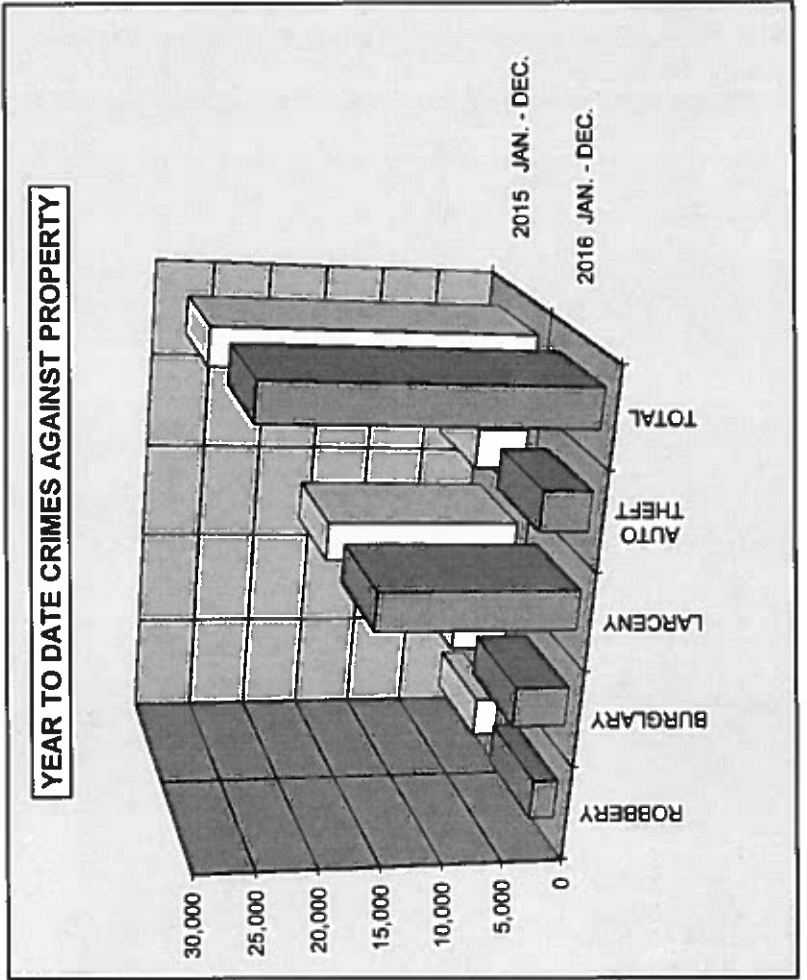
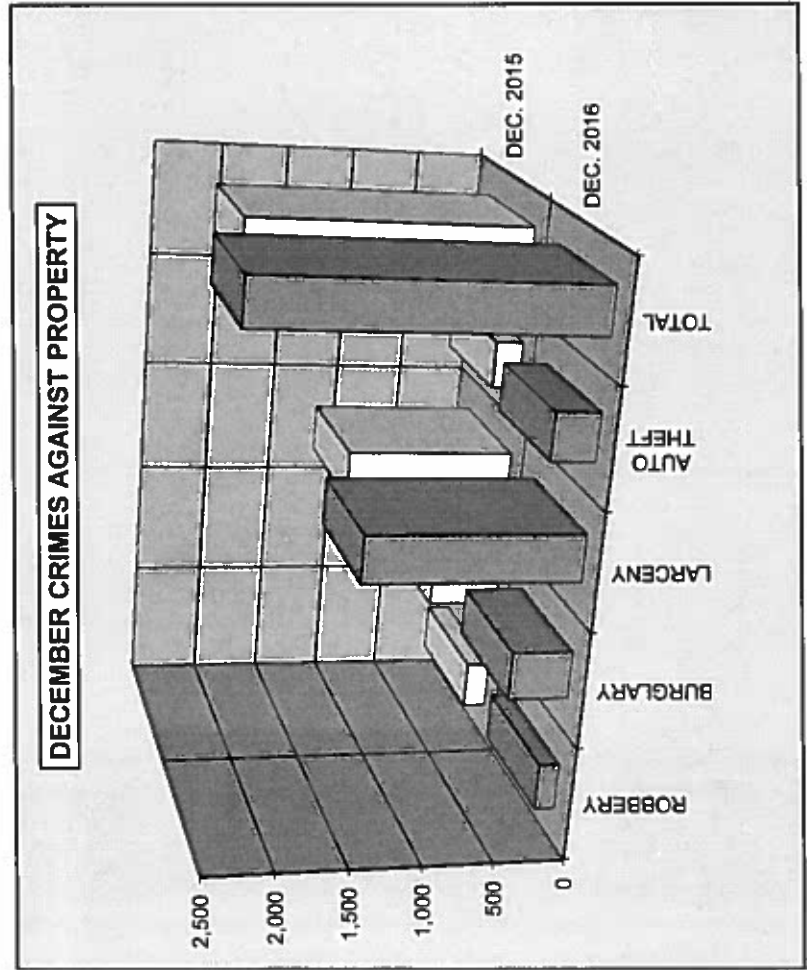
ANNUAL				
CRIME	2016 JAN. - DEC.	2015 JAN. - DEC.	# DIFFERENCE	% DIFFERENCE
CRIMINAL HOMICIDE	111	94	17	18%
RAPE	136	170	-34	-20%
AGG. ASSAULT	2,810	2,944	-134	-5%
TOTAL	3,057	3,208	-151	-5%



**2016
CRIME COMPARISON
CRIMES AGAINST PROPERTY**

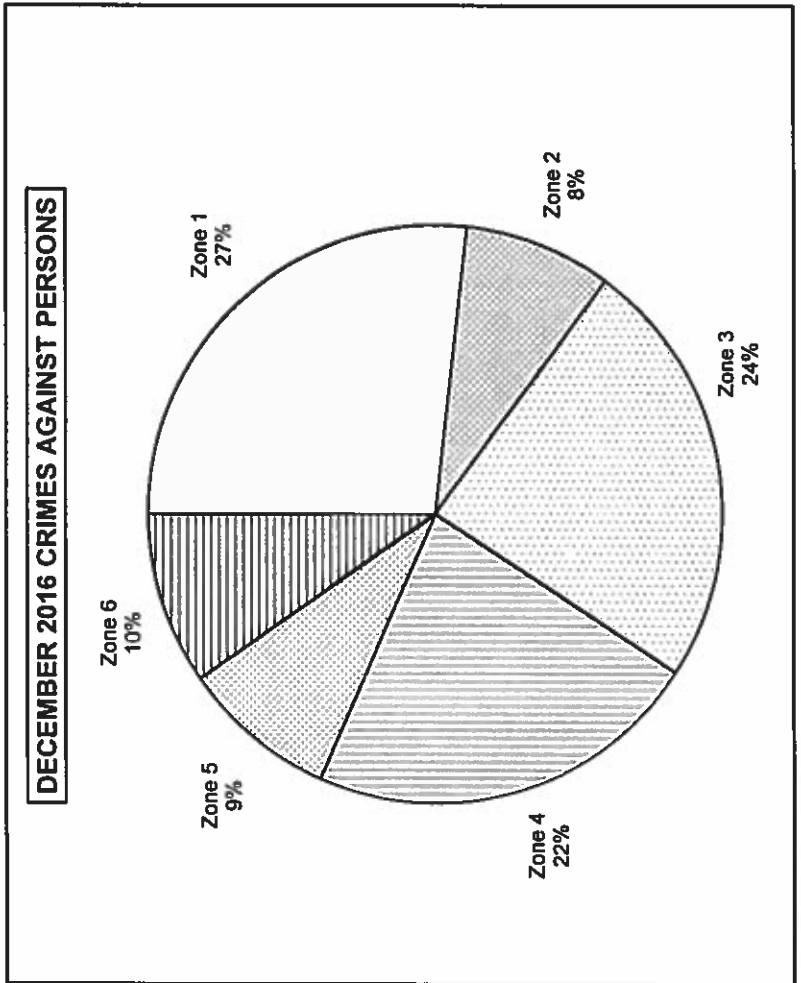
DECEMBER				
CRIME	DEC. 2016	DEC 2015	# DIFFERENCE	% DIFFERENCE
ROBBERY	143	164	-21	-13%
BURGLARY	422	509	-87	-17%
LARCENY	1,504	1,209	295	24%
AUTO THEFT	314	196	118	60%
TOTAL	2,383	2,078	305	15%

ANNUAL				
CRIME	2016 JAN. - DEC.	2015 JAN. - DEC.	# DIFFERENCE	% DIFFERENCE
ROBBERY	2,070	1,995	75	4%
BURGLARY	4,411	4,781	-370	-8%
LARCENY	16,400	16,493	-93	-1%
AUTO THEFT	3,993	4,282	-289	-7%
TOTAL	26,874	27,551	-677	-2%

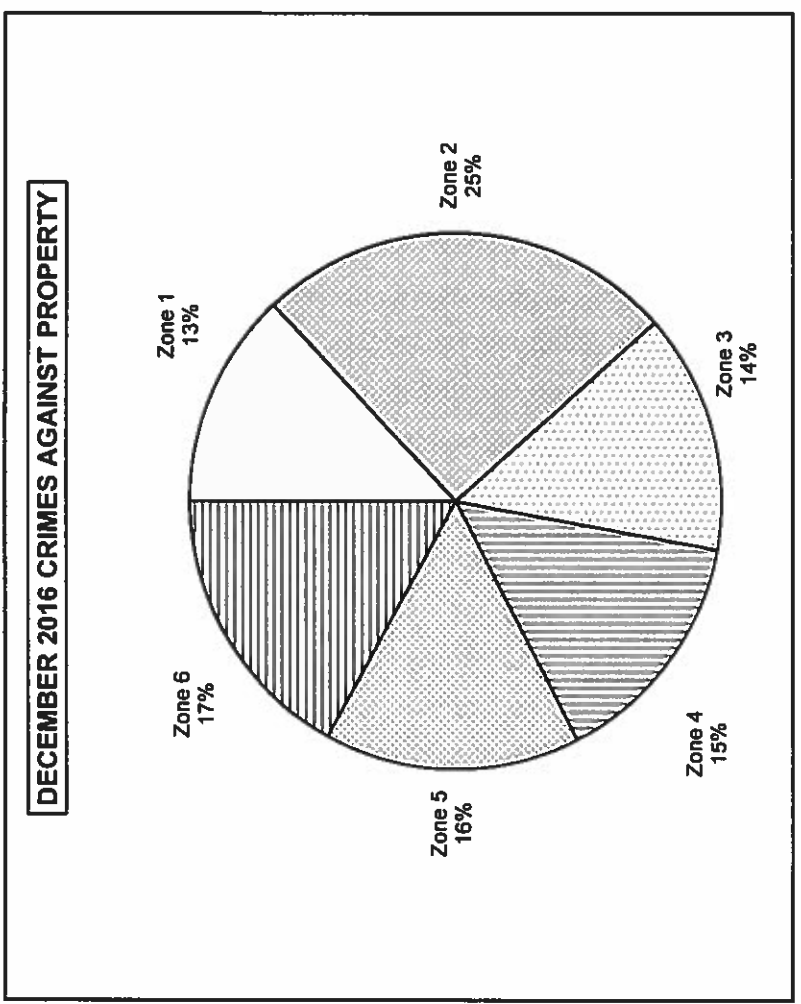


**2016
AREA BREAKDOWN
CRIMES AGAINST PERSONS AND PROPERTY**

DECEMBER 2016 CRIMES AGAINST PERSONS BY ZONE						
CRIME	Zone 1	Zone 2	Zone 3	Zone 4	Zone 5	Zone 6
CRIMINAL HOMICIDE	3	0	2	1	0	0
RAPE	2	3	4	2	3	5
AGG. ASSAULT	56	16	49	48	17	17
TOTAL CRIMES AGAINST PERSONS	61	19	55	51	20	22

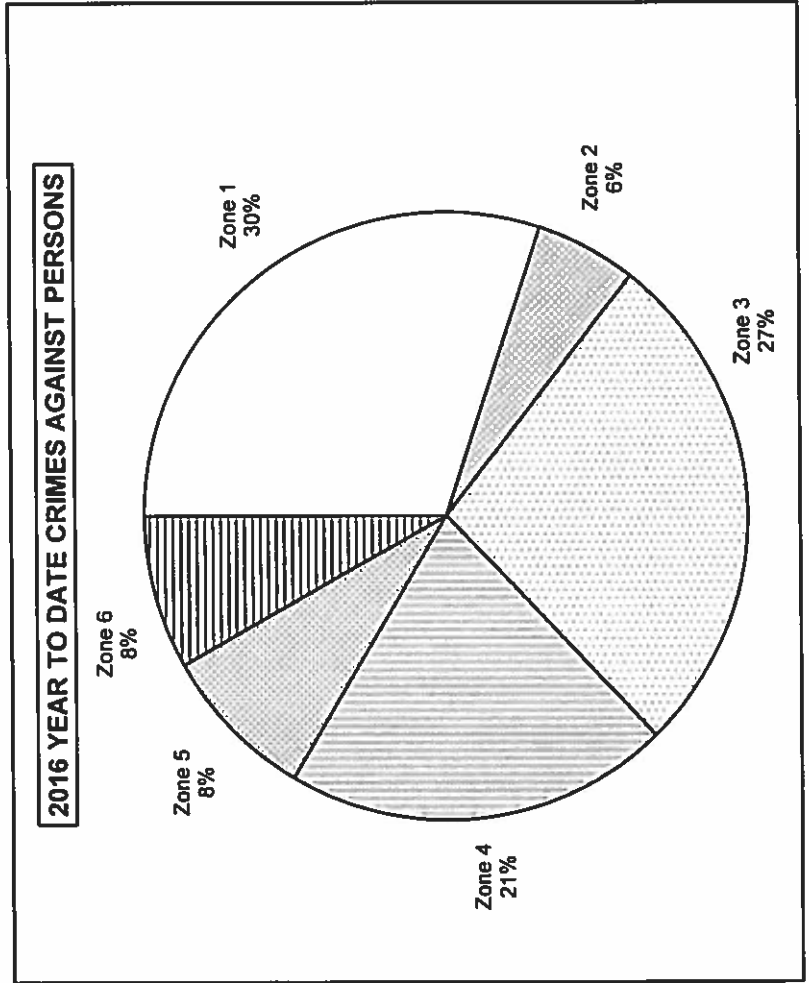


DECEMBER 2016 CRIMES AGAINST PROPERTY BY ZONE						
CRIME	Zone 1	Zone 2	Zone 3	Zone 4	Zone 5	Zone 6
ROBBERY	22	13	33	38	20	17
BURGLARY	86	105	62	82	17	70
LARCENY	142	425	179	167	312	279
AUTO THEFT	60	63	70	61	20	40
TOTAL CRIMES AGAINST PROPERTY	310	606	344	348	369	406

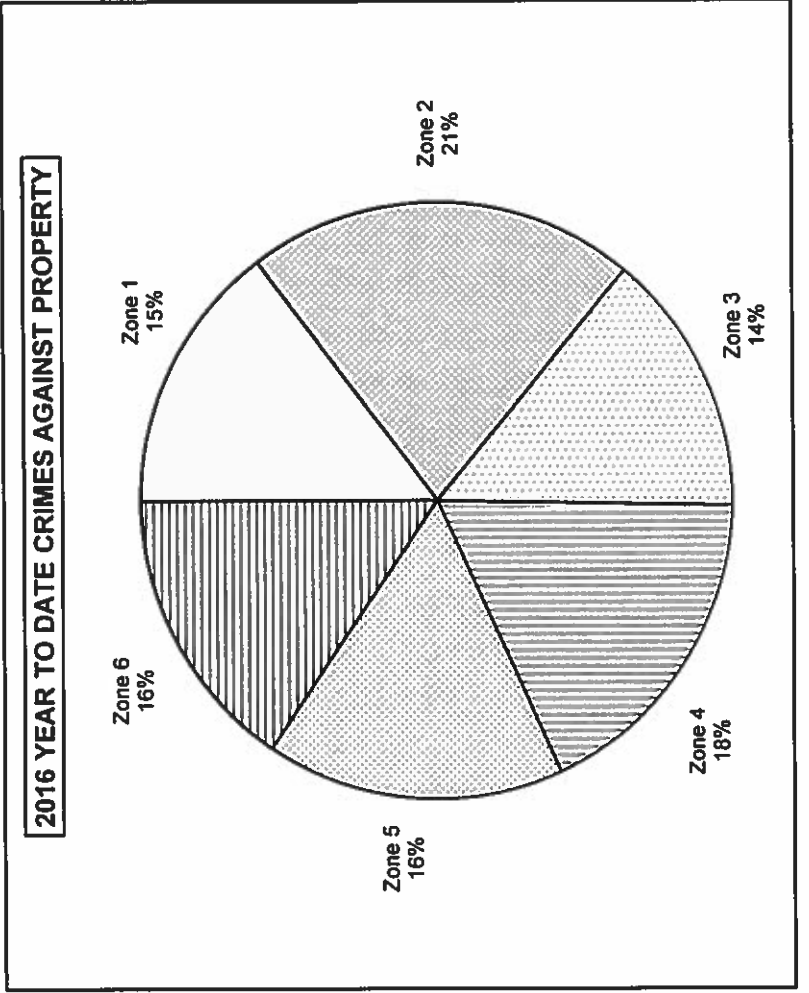


**2016
YEAR TO DATE AREA BREAKDOWN
CRIMES AGAINST PERSONS AND PROPERTY**

ANNUAL CRIMES AGAINST PERSONS BY ZONE						
CRIME	Zone 1	Zone 2	Zone 3	Zone 4	Zone 5	Zone 6
CRIMINAL HOMICIDE	33	3	38	22	8	7
RAPE	34	19	24	12	33	14
AGG. ASSAULT	853	145	772	597	215	228
TOTAL CRIMES AGAINST PERSONS	920	167	834	631	256	249

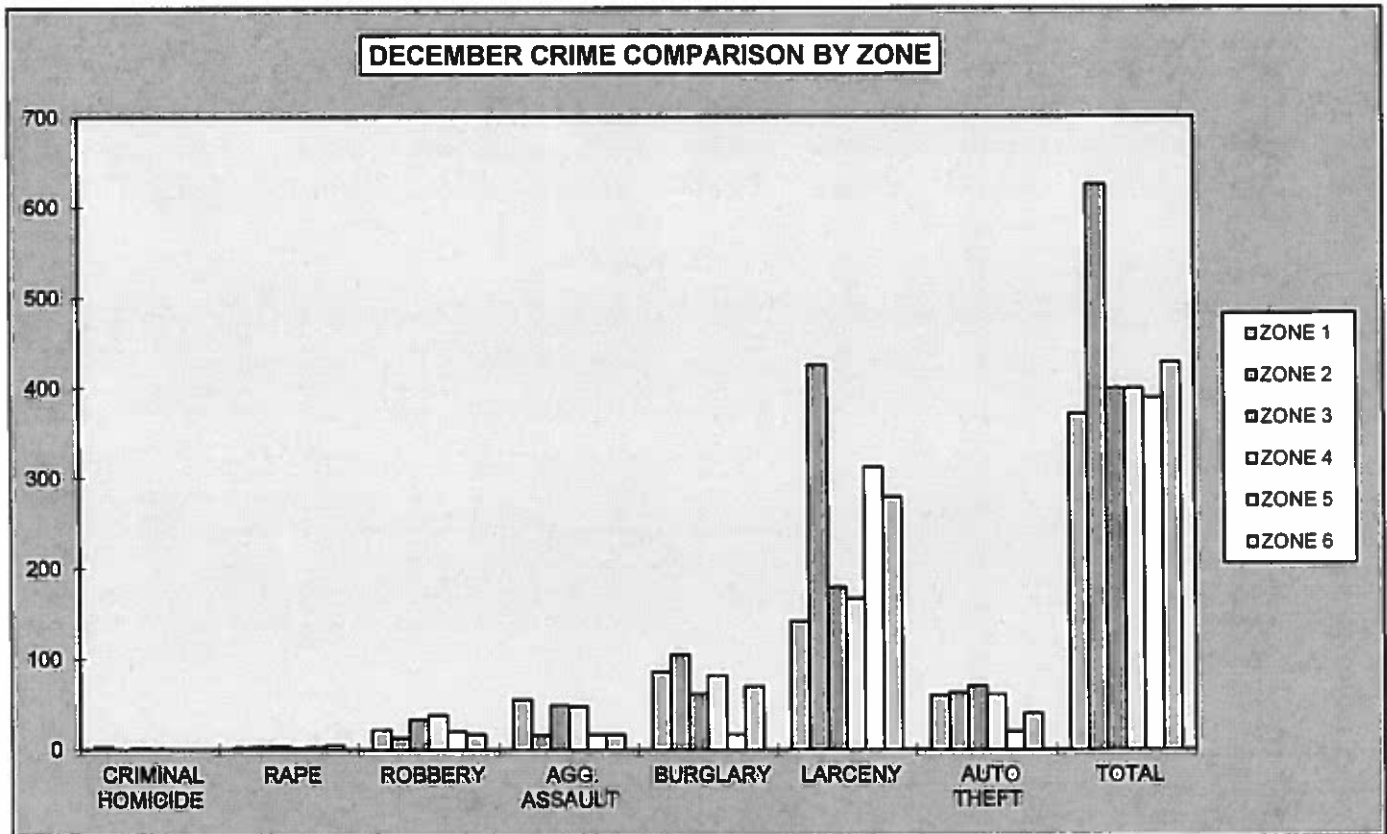


ANNUAL CRIMES AGAINST PROPERTY BY ZONE						
CRIME	Zone 1	Zone 2	Zone 3	Zone 4	Zone 5	Zone 6
ROBBERY	386	233	476	404	273	298
BURGLARY	882	747	776	1,024	315	667
LARCENY	1,927	4,107	1,782	2,442	3,396	2,746
AUTO THEFT	764	626	803	954	373	473
TOTAL CRIMES AGAINST PROPERTY	3,959	5,713	3,837	4,824	4,357	4,184



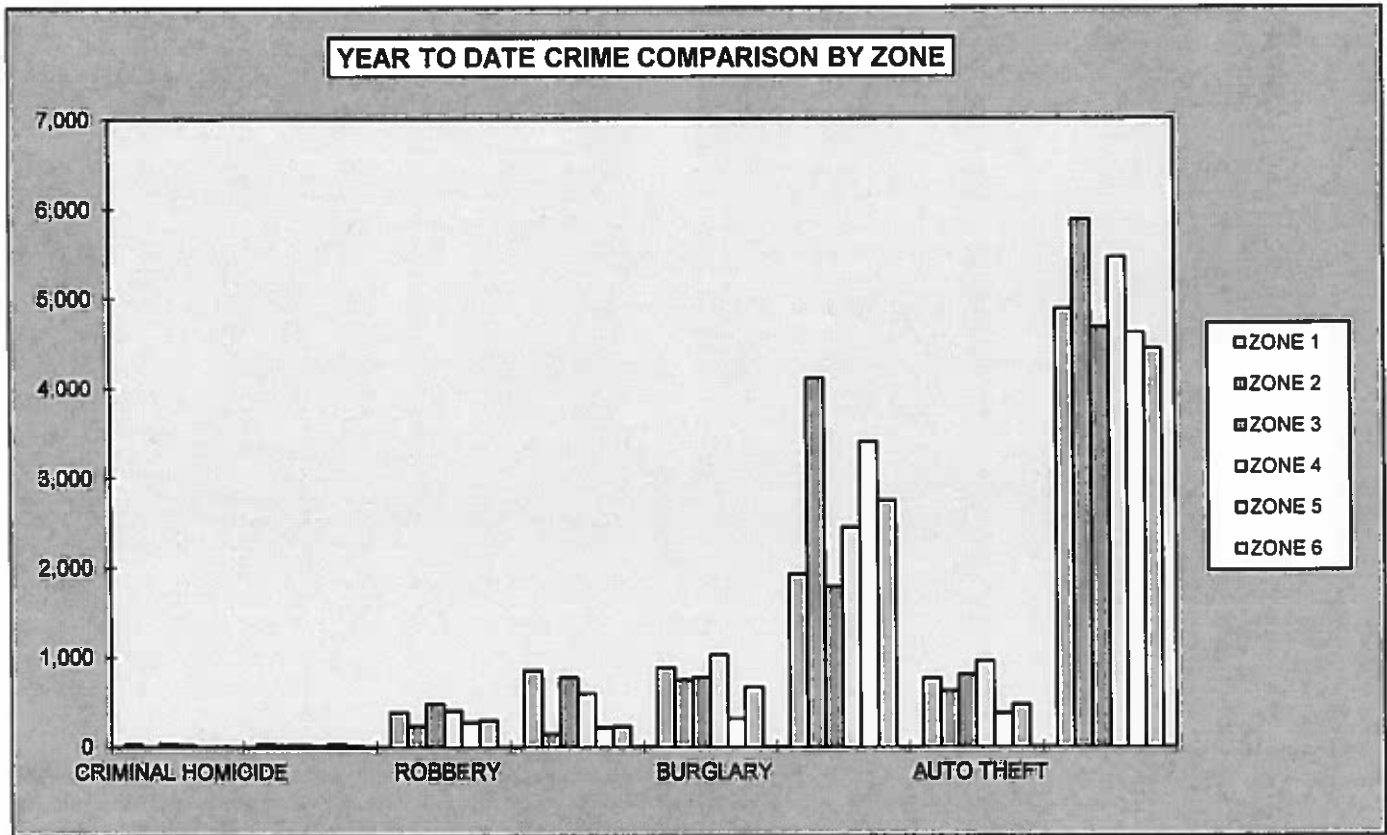
**2016
AREA BREAKDOWN**

DECEMBER CRIME COMPARISON BY ZONE						
CRIME	ZONE 1	ZONE 2	ZONE 3	ZONE 4	ZONE 5	ZONE 6
CRIMINAL HOMICIDE	3	0	2	1	0	0
RAPE	2	3	4	2	3	5
ROBBERY	22	13	33	38	20	17
AGG. ASSAULT	56	16	49	48	17	17
BURGLARY	86	105	62	82	17	70
RESIDENCE	75	64	48	65	8	54
NON-RESIDENCE	11	41	14	17	9	16
LARCENY	142	425	179	167	312	279
POCKETPICKING	0	2	0	0	2	0
PURSE SNATCHING	1	6	3	4	2	4
SHOPLIFTING	24	84	14	30	25	39
FROM MOTOR VEHICLES	54	243	99	91	221	149
MOTOR VEH. PARTS/ACCESSORIES	13	11	16	10	12	16
BICYCLES	0	6	0	2	4	11
FROM BUILDINGS	16	28	14	8	25	13
FROM COIN OPERATED MACHINES	1	2	0	0	2	0
ALL OTHER	33	43	33	22	19	47
AUTO THEFT	60	63	70	61	20	40
TOTAL	371	625	399	399	389	428



**2016
YEAR TO DATE AREA BREAKDOWN**

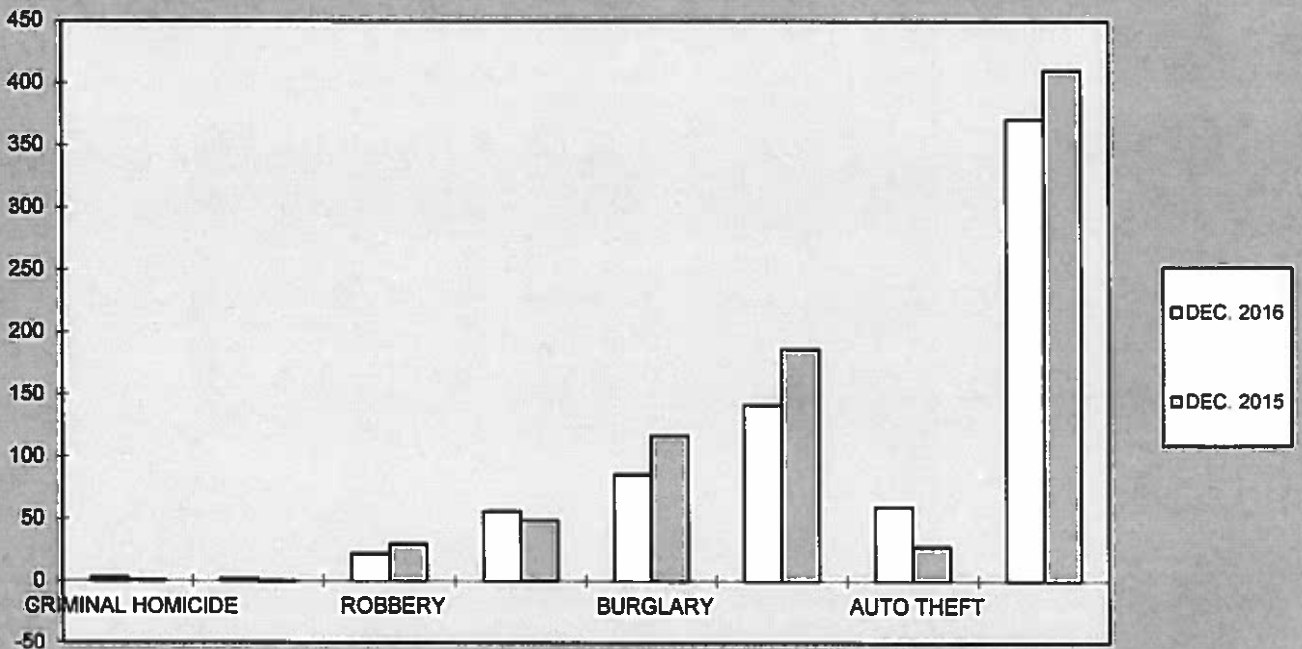
ANNUAL CRIME COMPARISON						
CRIME	ZONE 1	ZONE 2	ZONE 3	ZONE 4	ZONE 5	ZONE 6
CRIMINAL HOMICIDE	33	3	38	22	8	7
RAPE	34	19	24	12	33	14
ROBBERY	386	233	476	404	273	298
AGG. ASSAULT	853	145	772	597	215	228
BURGLARY	882	747	776	1,024	315	667
RESIDENCE	767	500	638	856	157	515
NON-RESIDENCE	115	247	138	168	158	152
LARCENY	1,927	4,107	1,782	2,442	3,396	2,746
POCKETPICKING	5	13	7	12	19	6
PURSE SNATCHING	45	32	46	60	65	40
SHOPLIFTING	310	924	187	392	294	441
FROM MOTOR VEHICLES	913	2,220	864	1,303	2,069	1,555
MOTOR VEH. PARTS/ACCESSORIES	198	165	195	153	154	116
BICYCLES	6	34	10	15	99	126
FROM BUILDINGS	154	342	147	185	434	170
FROM COIN OPERATED MACHINES	8	2	10	10	9	2
ALL OTHER	288	375	316	312	253	290
AUTO THEFT	764	626	803	954	373	473
TOTAL	4,879	5,880	4,671	5,455	4,613	4,433



**2016
MONTHLY CRIME COMPARISON**

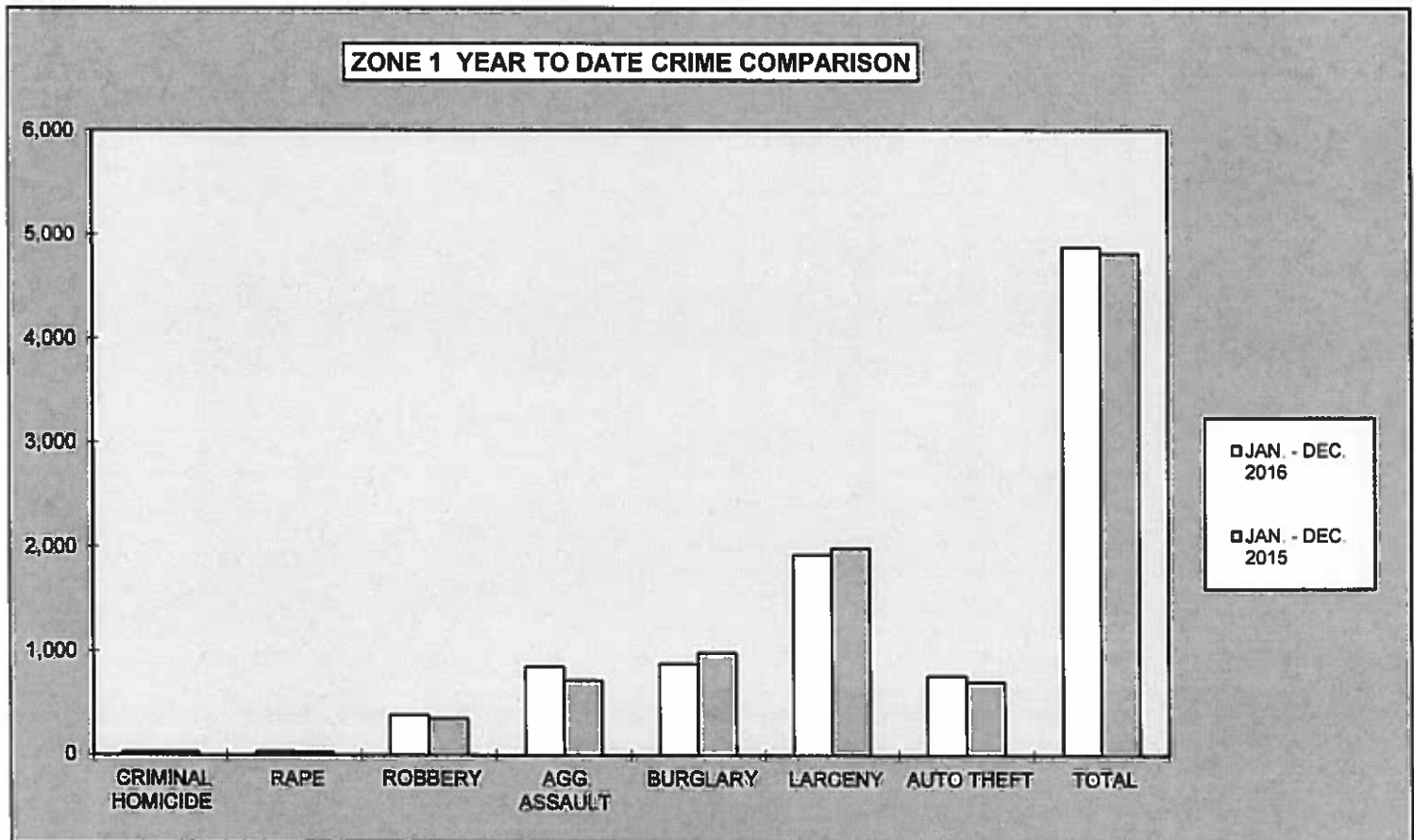
ZONE 1				
CRIME	DEC. 2016	DEC. 2015	# DIFFERENCE	% DIFFERENCE
CRIMINAL HOMICIDE	3	1	2	200%
RAPE	2	-1	3	-300%
ROBBERY	22	30	-8	-27%
AGG. ASSAULT	56	49	7	14%
BURGLARY	86	117	-31	-26%
RESIDENCE	75	107	-32	-30%
NON-RESIDENCE	11	10	1	10%
LARCENY	142	187	-45	-24%
POCKETPICKING	0	1	-1	-100%
PURSE SNATCHING	1	6	-5	-83%
SHOPLIFTING	24	32	-8	-25%
FROM MOTOR VEHICLES	54	92	-38	-41%
MOTOR VEH. PARTS/ACCESSORIES	13	16	-3	-19%
BICYCLES	0	1	-1	-100%
FROM BUILDINGS	16	9	7	78%
FROM COIN OPERATED MACHINES	1	0	1	100%
ALL OTHER	33	30	3	10%
AUTO THEFT	60	28	32	114%
TOTAL	371	411	-40	-10%

ZONE 1 DECEMBER 2016 VS. DECEMBER 2015 CRIME COMPARISON



**2016
YEAR TO DATE CRIME COMPARISON**

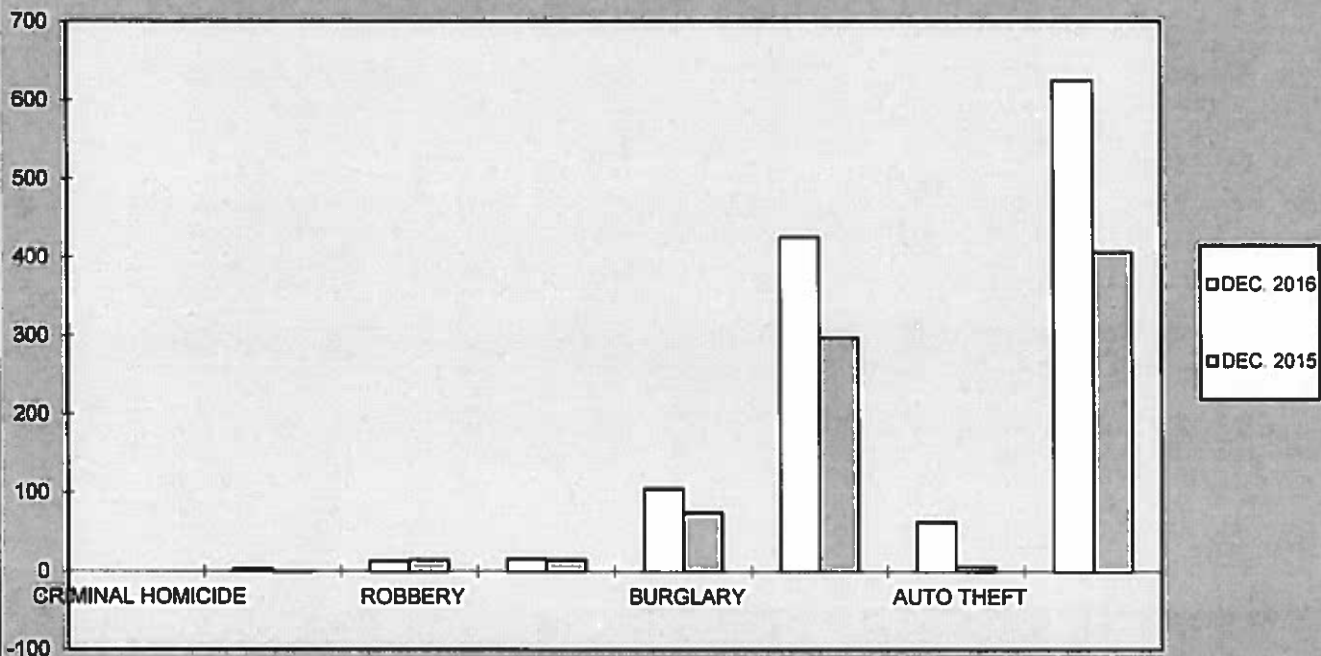
ZONE 1				
CRIME	JAN - DEC. 2016	JAN - DEC. 2015	# DIFFERENCE	% DIFFERENCE
CRIMINAL HOMICIDE	33	31	2	6%
RAPE	34	30	4	13%
ROBBERY	386	355	31	9%
AGG. ASSAULT	853	721	132	18%
BURGLARY	882	989	-107	-11%
RESIDENCE	767	870	-103	-12%
NON-RESIDENCE	115	119	-4	-3%
LARCENY	1,927	1,987	-60	-3%
POCKETPICKING	5	4	1	25%
PURSE SNATCHING	45	50	-5	-10%
SHOPLIFTING	310	405	-95	-23%
FROM MOTOR VEHICLES	913	836	77	9%
MOTOR VEH. PARTS/ACCESSORIES	198	191	7	4%
BICYCLES	6	14	-8	-57%
FROM BUILDINGS	154	169	-15	-9%
FROM COIN OPERATED MACHINES	8	3	5	167%
ALL OTHER	288	315	-27	-9%
AUTO THEFT	764	706	58	8%
TOTAL	4,879	4,819	60	1%



**2016
MONTHLY CRIME COMPARISON**

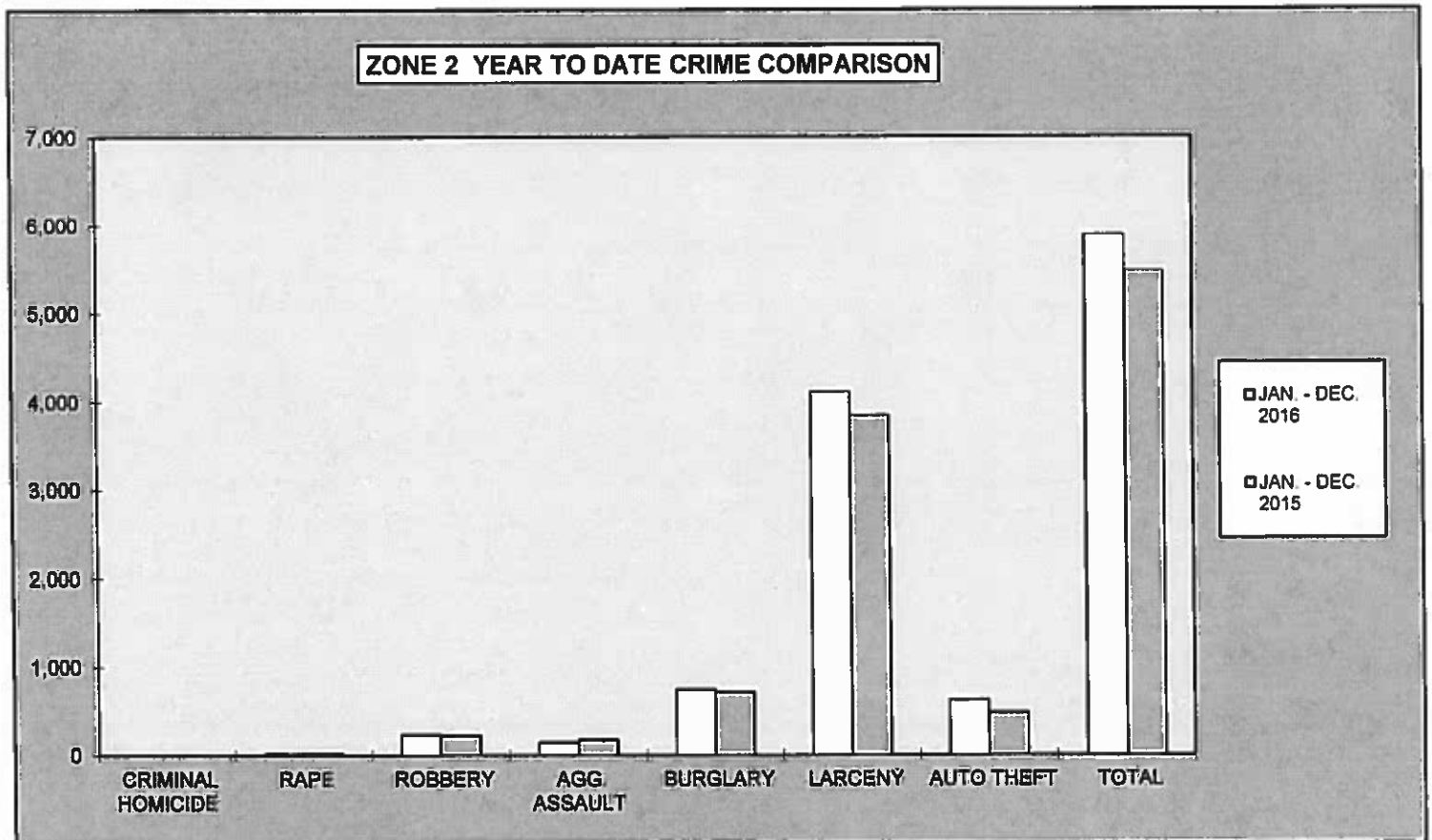
ZONE 2				
CRIME	DEC. 2016	DEC. 2015	# DIFFERENCE	% DIFFERENCE
CRIMINAL HOMICIDE	0	0	0	0%
RAPE	3	-1	4	400%
ROBBERY	13	15	-2	-13%
AGG. ASSAULT	16	15	1	7%
BURGLARY	105	75	30	40%
RESIDENCE	64	54	10	19%
NON-RESIDENCE	41	21	20	95%
LARCENY	425	297	128	43%
POCKETPICKING	2	2	0	0%
PURSE SNATCHING	6	3	3	100%
SHOPLIFTING	84	91	-7	-8%
FROM MOTOR VEHICLES	243	116	127	109%
MOTOR VEH. PARTS/ACCESSORIES	11	16	-5	-31%
BICYCLES	6	3	3	100%
FROM BUILDINGS	28	37	-9	-24%
FROM COIN OPERATED MACHINES	2	0	2	100%
ALL OTHER	43	29	14	48%
AUTO THEFT	63	6	57	950%
TOTAL	625	407	218	54%

ZONE 2 DECEMBER 2016 VS. DECEMBER 2015 CRIME COMPARISON



**2016
YEAR TO DATE CRIME COMPARISON**

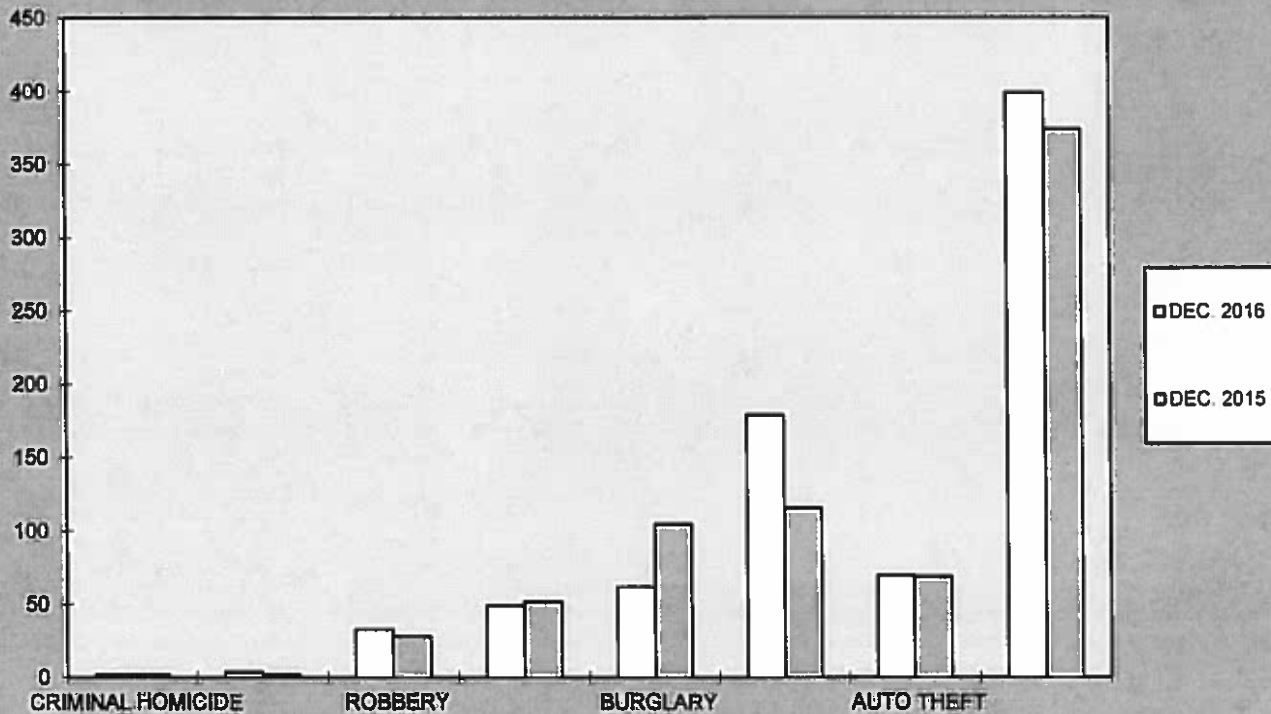
ZONE 2				
CRIME	JAN. - DEC. 2016	JAN. - DEC. 2015	# DIFFERENCE	% DIFFERENCE
CRIMINAL HOMICIDE	3	2	1	50%
RAPE	19	26	-7	-27%
ROBBERY	233	228	5	2%
AGG. ASSAULT	145	178	-33	-19%
BURGLARY	747	719	28	4%
RESIDENCE	500	504	-4	-1%
NON-RESIDENCE	247	215	32	15%
LARCENY	4,107	3,841	266	7%
POCKETPICKING	13	21	-8	-38%
PURSE SNATCHING	32	33	-1	-3%
SHOPLIFTING	924	1,025	-101	-10%
FROM MOTOR VEHICLES	2,220	1,781	439	25%
MOTOR VEH. PARTS/ACCESSORIES	165	177	-12	-7%
BICYCLES	34	32	2	6%
FROM BUILDINGS	342	391	-49	-13%
FROM COIN OPERATED MACHINES	2	1	1	100%
ALL OTHER	375	380	-5	-1%
AUTO THEFT	626	481	145	30%
TOTAL	5,880	5,475	405	7%



**2016
MONTHLY CRIME COMPARISON**

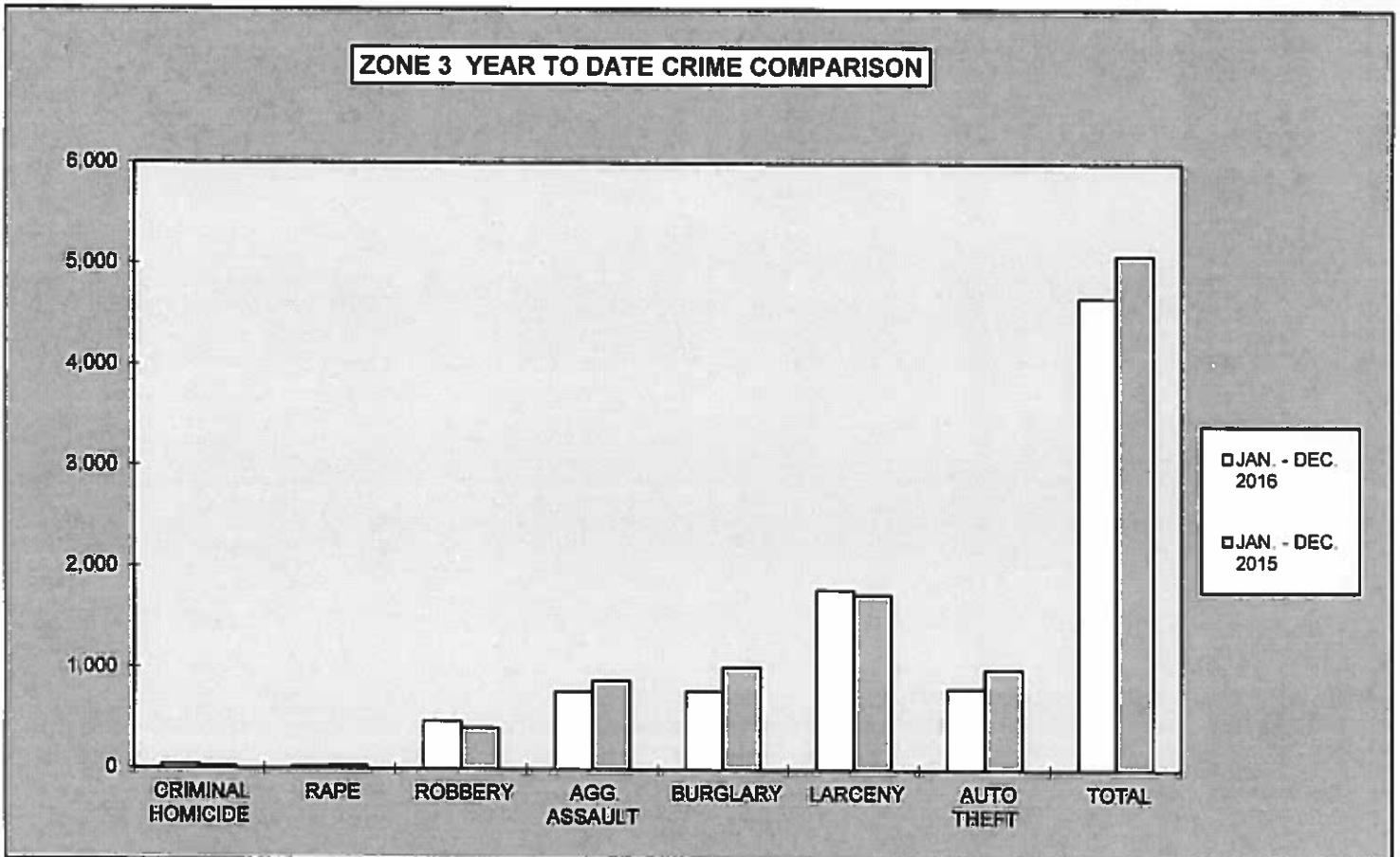
ZONE 3				
CRIME	DEC. 2016	DEC. 2015	# DIFFERENCE	% DIFFERENCE
CRIMINAL HOMICIDE	2	2	0	0%
RAPE	4	2	2	100%
ROBBERY	33	28	5	18%
AGG. ASSAULT	49	52	-3	-6%
BURGLARY	62	105	-43	-41%
RESIDENCE	48	90	-42	-47%
NON-RESIDENCE	14	15	-1	-7%
LARCENY	179	116	63	54%
POCKETPICKING	0	1	-1	-100%
PURSE SNATCHING	3	3	0	0%
SHOPLIFTING	14	10	4	40%
FROM MOTOR VEHICLES	99	47	52	111%
MOTOR VEH. PARTS/ACCESSORIES	16	14	2	14%
BICYCLES	0	0	0	0%
FROM BUILDINGS	14	14	0	0%
FROM COIN OPERATED MACHINES	0	0	0	0%
ALL OTHER	33	27	6	22%
AUTO THEFT	70	69	1	1%
TOTAL	399	374	25	7%

ZONE 3 DECEMBER 2016 VS. DECEMBER 2015 CRIME COMPARISON



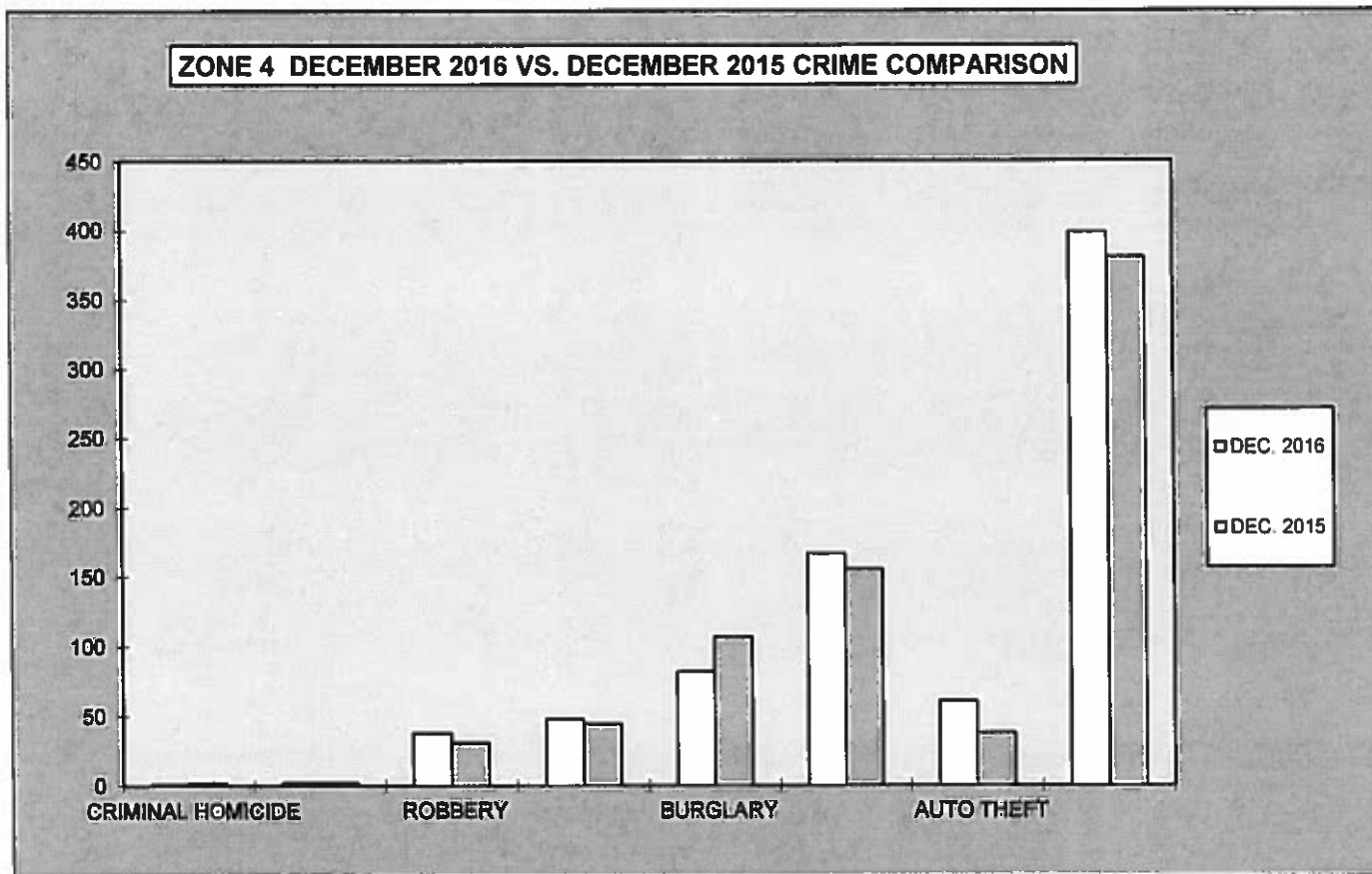
**2016
YEAR TO DATE CRIME COMPARISON**

ZONE 3				
CRIME	JAN - DEC. 2016	JAN - DEC. 2015	# DIFFERENCE	% DIFFERENCE
CRIMINAL HOMICIDE	38	22	16	73%
RAPE	24	33	-9	-27%
ROBBERY	476	407	69	17%
AGG. ASSAULT	772	883	-111	-13%
BURGLARY	776	1,018	-242	-24%
RESIDENCE	638	859	-221	-26%
NON-RESIDENCE	138	159	-21	-13%
LARCENY	1,782	1,737	45	3%
POCKETPICKING	7	3	4	133%
PURSE SNATCHING	46	36	10	28%
SHOPLIFTING	187	166	21	13%
FROM MOTOR VEHICLES	864	780	84	11%
MOTOR VEH. PARTS/ACCESSORIES	195	197	-2	-1%
BICYCLES	10	18	-8	-44%
FROM BUILDINGS	147	159	-12	-8%
FROM COIN OPERATED MACHINES	10	7	3	43%
ALL OTHER	316	371	-55	-15%
AUTO THEFT	803	995	-192	-19%
TOTAL	4,671	5,095	-424	-8%



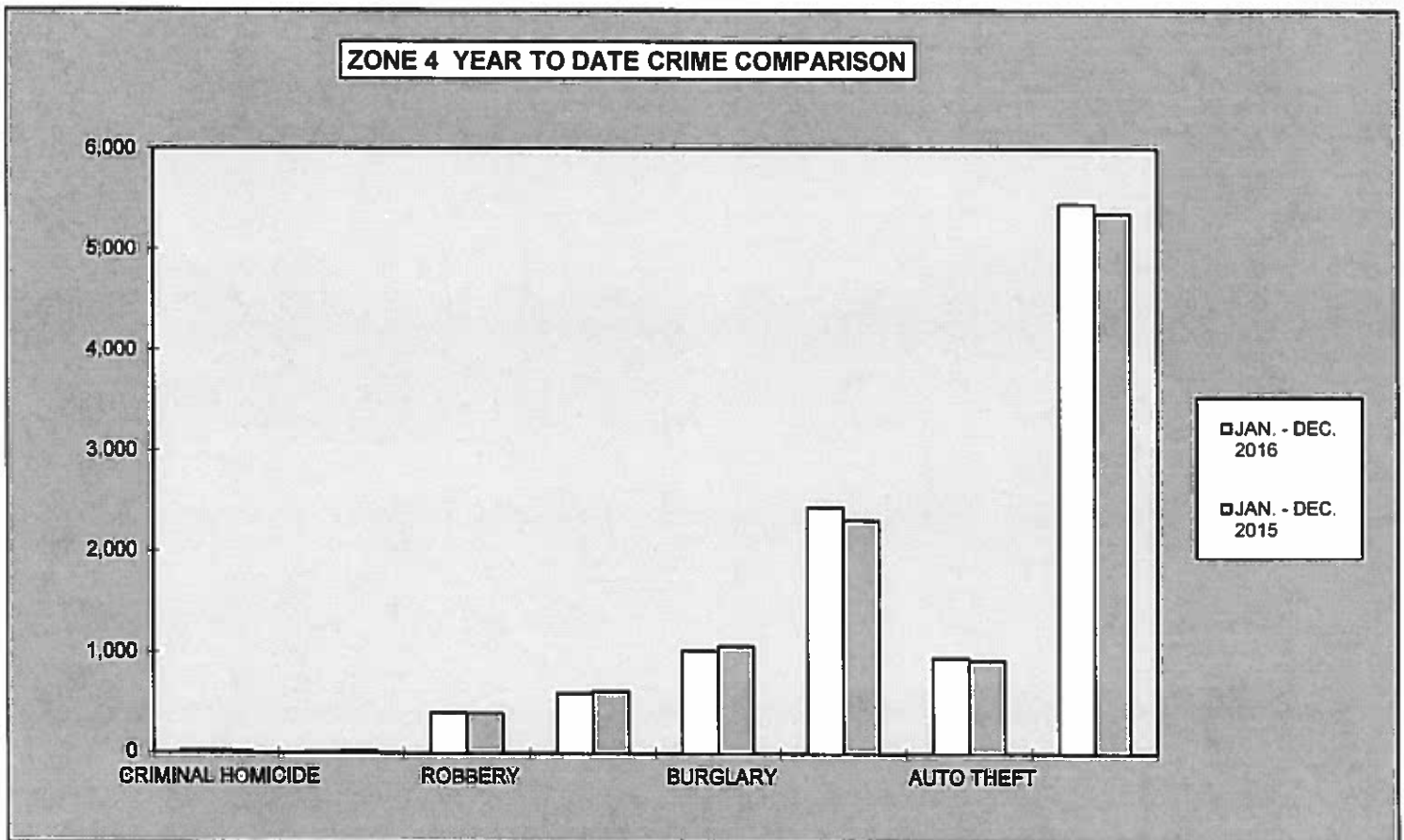
**2016
MONTHLY CRIME COMPARISON**

ZONE 4				
CRIME	DEC. 2016	DEC. 2015	# DIFFERENCE	% DIFFERENCE
CRIMINAL HOMICIDE	1	2	-1	-50%
RAPE	2	2	0	0%
ROBBERY	38	31	7	23%
AGG. ASSAULT	48	45	3	7%
BURGLARY	82	107	-25	-23%
RESIDENCE	65	88	-23	-26%
NON-RESIDENCE	17	19	-2	-11%
LARCENY	167	156	11	7%
POCKETPICKING	0	1	-1	-100%
PURSE SNATCHING	4	5	-1	-20%
SHOPLIFTING	30	26	4	15%
FROM MOTOR VEHICLES	91	76	15	20%
MOTOR VEH. PARTS/ACCESSORIES	10	12	-2	-17%
BICYCLES	2	2	0	0%
FROM BUILDINGS	8	2	6	300%
FROM COIN OPERATED MACHINES	0	1	-1	-100%
ALL OTHER	22	31	-9	-29%
AUTO THEFT	61	38	23	61%
TOTAL	399	381	18	5%



**2016
YEAR TO DATE CRIME COMPARISON**

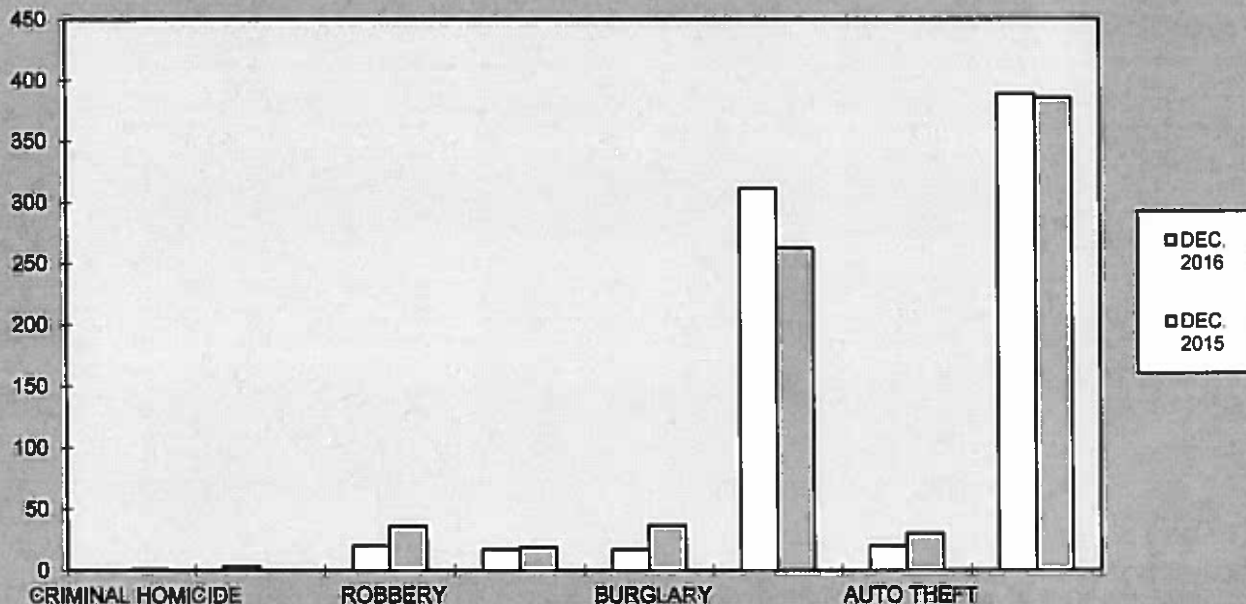
ZONE 4				
CRIME	JAN. - DEC. 2016	JAN. - DEC. 2015	# DIFFERENCE	% DIFFERENCE
CRIMINAL HOMICIDE	22	21	1	5%
RAPE	12	20	-8	-40%
ROBBERY	404	395	9	2%
AGG. ASSAULT	597	620	-23	-4%
BURGLARY	1,024	1,069	-45	-4%
RESIDENCE	856	942	-86	-9%
NON-RESIDENCE	168	127	41	32%
LARCENY	2,442	2,312	130	6%
POCKETPICKING	12	6	6	100%
PURSE SNATCHING	60	57	3	5%
SHOPLIFTING	392	351	41	12%
FROM MOTOR VEHICLES	1,303	1,112	191	17%
MOTOR VEH. PARTS/ACCESSORIES	153	213	-60	-28%
BICYCLES	15	20	-5	-25%
FROM BUILDINGS	185	171	14	8%
FROM COIN OPERATED MACHINES	10	3	7	233%
ALL OTHER	312	379	-67	-18%
AUTO THEFT	954	926	28	3%
TOTAL	5,455	5,363	92	2%



**2016
MONTHLY CRIME COMPARISON**

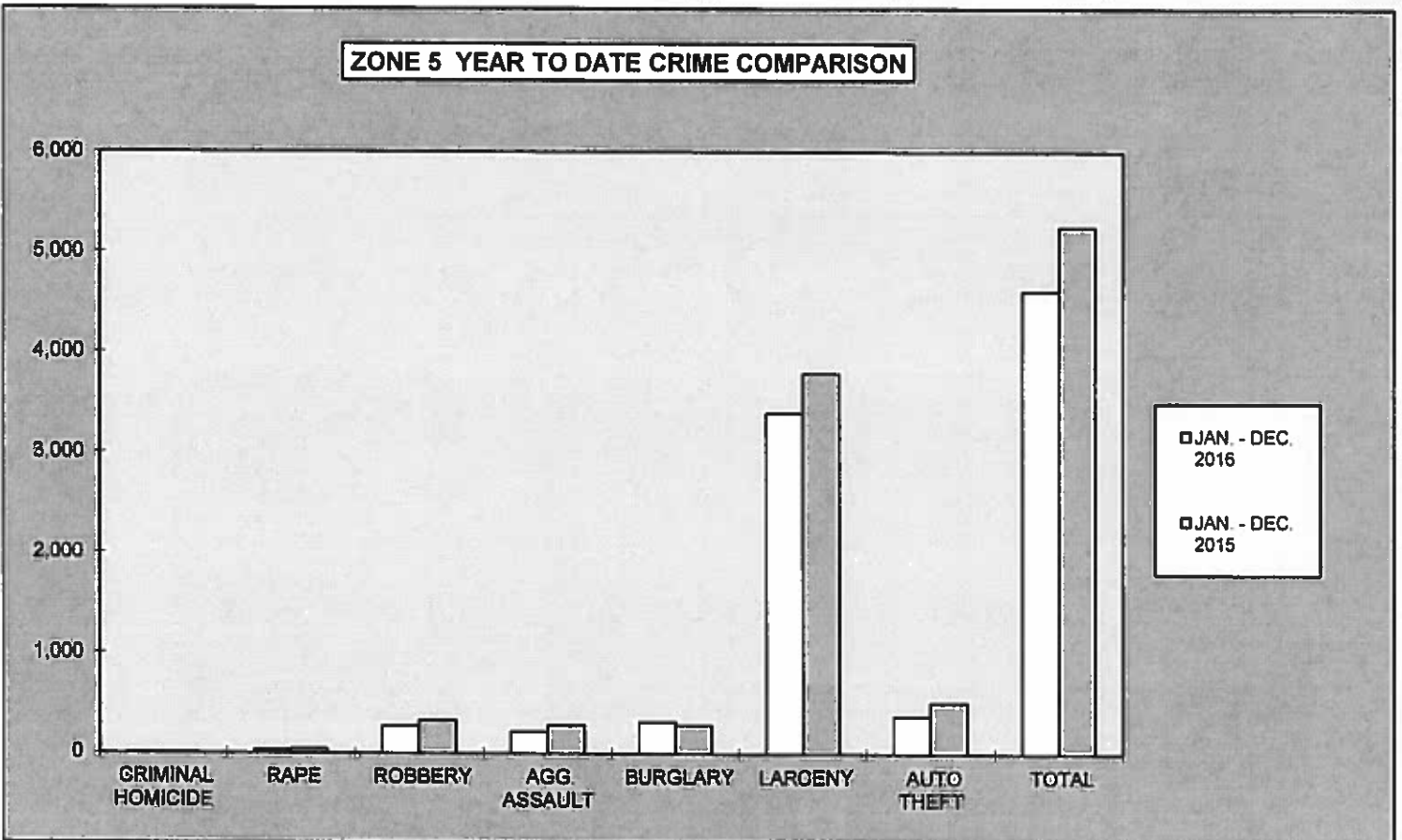
ZONE 5				
CRIME	DEC. 2016	DEC. 2015	# DIFFERENCE	% DIFFERENCE
CRIMINAL HOMICIDE	0	1	-1	-100%
RAPE	3	0	3	100%
ROBBERY	20	36	-16	-44%
AGG. ASSAULT	17	19	-2	-11%
BURGLARY	17	37	-20	-54%
RESIDENCE	8	32	-24	-75%
NON-RESIDENCE	9	5	4	80%
LARCENY	312	263	49	19%
POCKETPICKING	2	1	1	100%
PURSE SNATCHING	2	5	-3	-60%
SHOPLIFTING	25	27	-2	-7%
FROM MOTOR VEHICLES	221	144	77	53%
MOTOR VEH. PARTS/ACCESSORIES	12	14	-2	-14%
BICYCLES	4	7	-3	-43%
FROM BUILDINGS	25	40	-15	-38%
FROM COIN OPERATED MACHINES	2	0	2	100%
ALL OTHER	19	25	-6	-24%
AUTO THEFT	20	30	-10	-33%
TOTAL	389	386	3	1%

ZONE 5 DECEMBER 2016 VS. DECEMBER 2015 CRIME COMPARISON



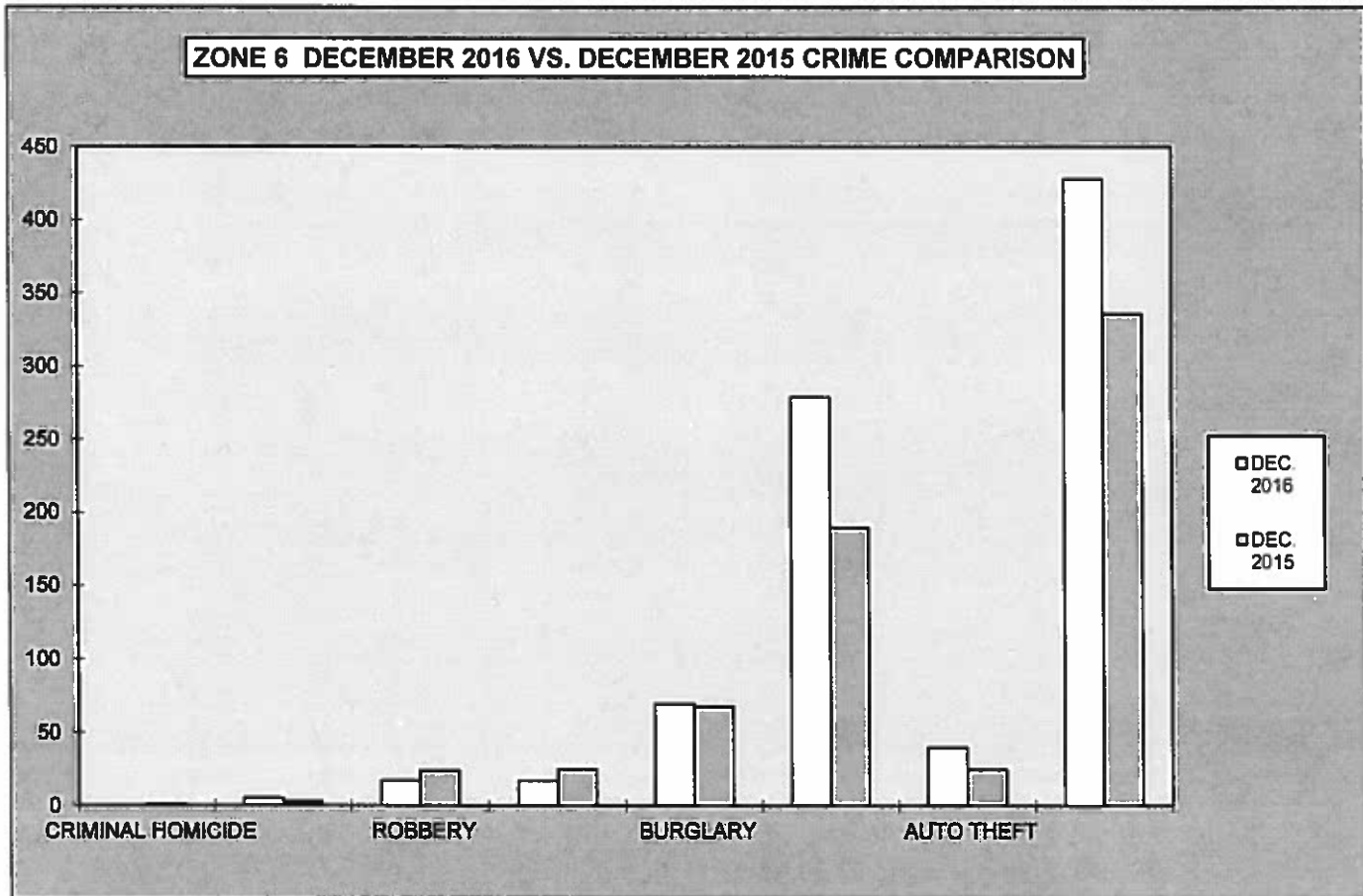
**2016
YEAR TO DATE CRIME COMPARISON**

ZONE 5				
CRIME	JAN. - DEC. 2016	JAN. - DEC. 2015	# DIFFERENCE	% DIFFERENCE
CRIMINAL HOMICIDE	8	7	1	14%
RAPE	33	42	-9	-21%
ROBBERY	273	330	-57	-17%
AGG. ASSAULT	215	283	-68	-24%
BURGLARY	315	286	29	10%
RESIDENCE	157	197	-40	-20%
NON-RESIDENCE	158	89	69	78%
LARCENY	3,396	3,794	-398	-10%
POCKETPICKING	19	23	-4	-17%
PURSE SNATCHING	65	104	-39	-38%
SHOPLIFTING	294	298	-4	-1%
FROM MOTOR VEHICLES	2,069	2,247	-178	-8%
MOTOR VEH. PARTS/ACCESSORIES	154	175	-21	-12%
BICYCLES	99	100	-1	-1%
FROM BUILDINGS	434	438	-4	-1%
FROM COIN OPERATED MACHINES	9	3	6	200%
ALL OTHER	253	406	-153	-38%
AUTO THEFT	373	508	-135	-27%
TOTAL	4,613	5,250	-637	-12%



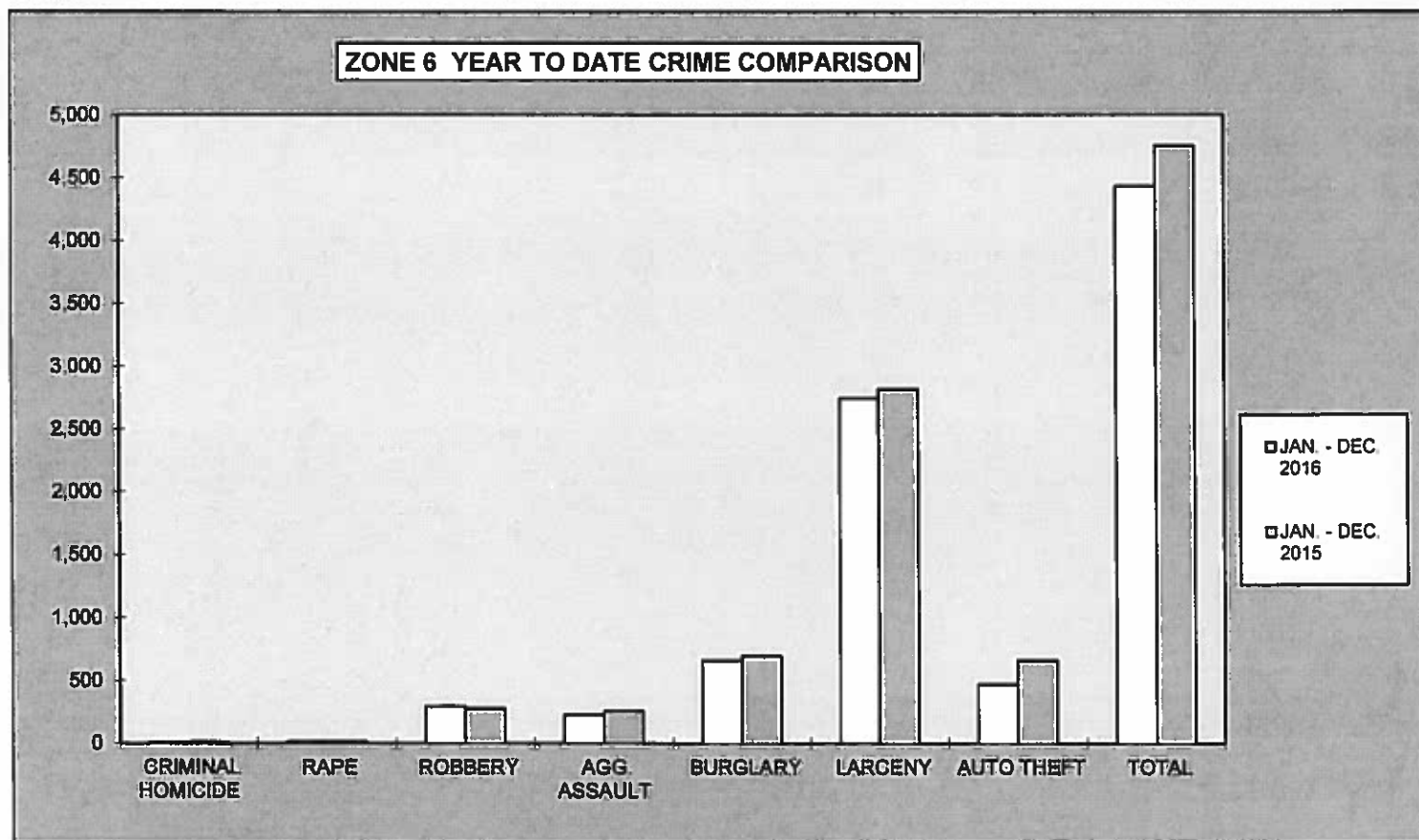
**2016
MONTHLY CRIME COMPARISON**

ZONE 6				
CRIME	DEC. 2016	DEC. 2015	# DIFFERENCE	% DIFFERENCE
CRIMINAL HOMICIDE	0	1	-1	-100%
RAPE	5	3	2	67%
ROBBERY	17	24	-7	-29%
AGG. ASSAULT	17	25	-8	-32%
BURGLARY	70	68	2	3%
RESIDENCE	54	57	-3	-5%
NON-RESIDENCE	16	11	5	45%
LARCENY	279	190	89	47%
POCKETPICKING	0	1	-1	-100%
PURSE SNATCHING	4	1	3	300%
SHOPLIFTING	39	44	-5	-11%
FROM MOTOR VEHICLES	149	96	53	55%
MOTOR VEH. PARTS/ACCESSORIES	16	7	9	129%
BICYCLES	11	7	4	57%
FROM BUILDINGS	13	12	1	8%
FROM COIN OPERATED MACHINES	0	0	0	0%
ALL OTHER	47	22	25	114%
AUTO THEFT	40	25	15	60%
TOTAL	428	336	92	27%



**2016
YEAR TO DATE CRIME COMPARISON**

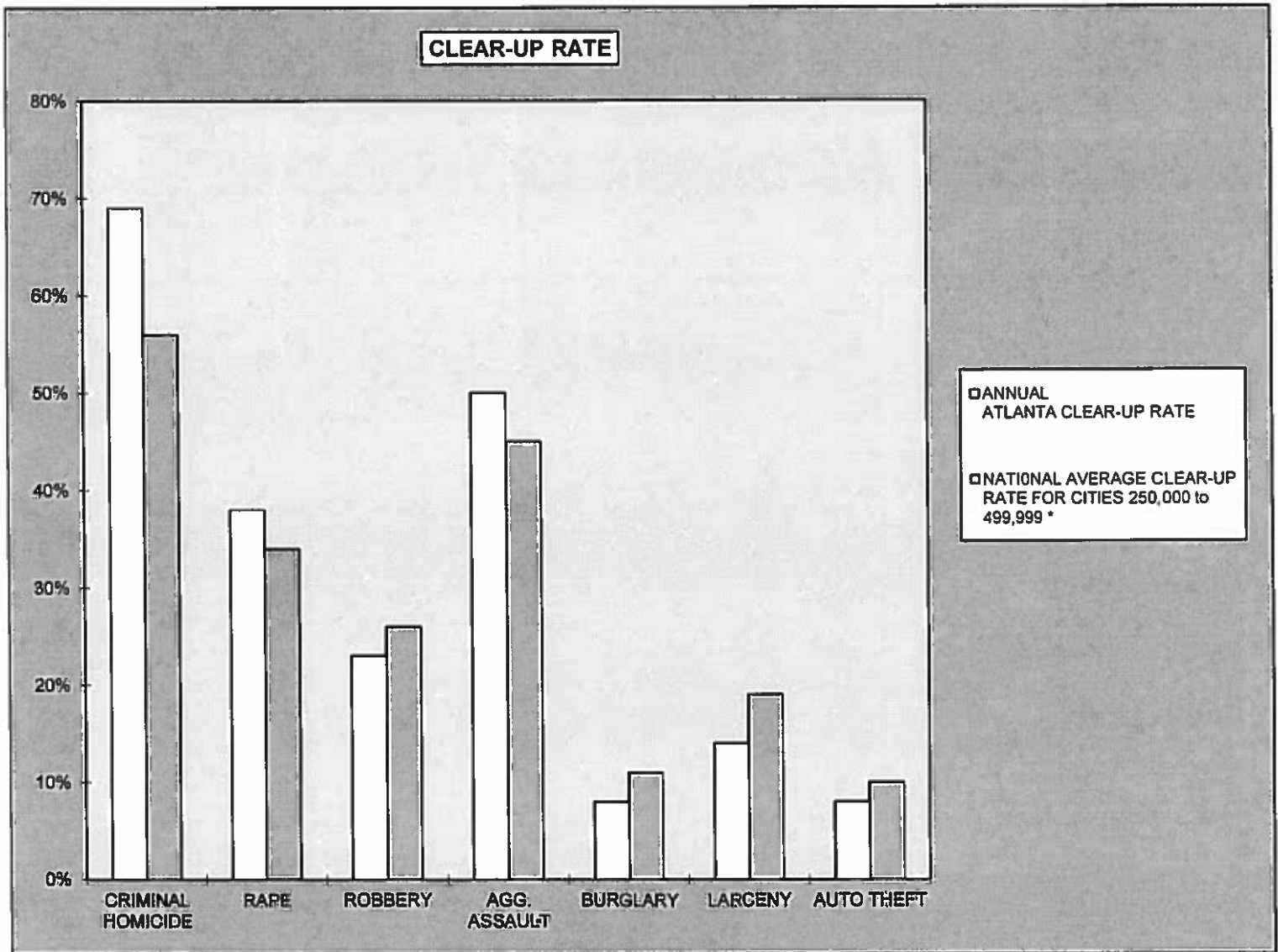
ZONE 6				
CRIME	JAN - DEC 2016	JAN - DEC 2015	# DIFFERENCE	% DIFFERENCE
CRIMINAL HOMICIDE	7	11	-4	-36%
RAPE	14	19	-5	-26%
ROBBERY	298	280	18	6%
AGG. ASSAULT	228	259	-31	-12%
BURGLARY	667	700	-33	-5%
RESIDENCE	515	574	-59	-10%
NON-RESIDENCE	152	126	26	21%
LARCENY	2,746	2,822	-76	-3%
POCKETPICKING	6	13	-7	-54%
PURSE SNATCHING	40	38	2	5%
SHOPLIFTING	441	424	17	4%
FROM MOTOR VEHICLES	1,555	1,615	-60	-4%
MOTOR VEH. PARTS/ACCESSORIES	116	128	-12	-9%
BICYCLES	126	92	34	37%
FROM BUILDINGS	170	198	-28	-14%
FROM COIN OPERATED MACHINES	2	3	-1	-33%
ALL OTHER	290	311	-21	-7%
AUTO THEFT	473	666	-193	-29%
TOTAL	4,433	4,757	-324	-7%



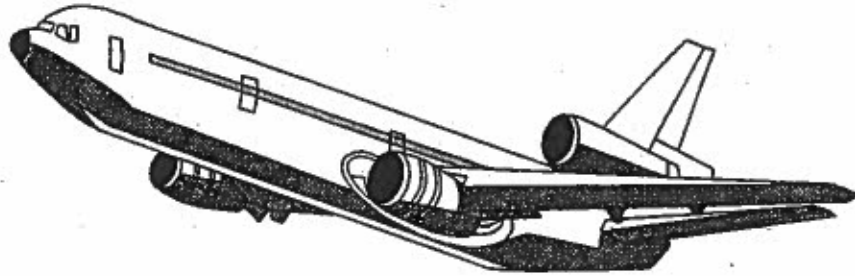
**2016
CRIME COMPARISON
CLEAR-UP RATE**

CRIME	ANNUAL ATLANTA CLEAR-UP RATE	NATIONAL AVERAGE CLEAR-UP RATE FOR CITIES 250,000 to 499,999 *
CRIMINAL HOMICIDE	69%	56%
RAPE	38%	34%
ROBBERY	23%	26%
AGG. ASSAULT	50%	45%
BURGLARY	8%	11%
LARCENY	14%	19%
AUTO THEFT	8%	10%

* National Average for Cities 250,000 to 499,999 Based on Latest Annual (2015) FBI Uniform Crime Report



APD



The Atlanta Airport
UNIFORM CRIME REPORTING



DECEMBER 2016

SUPPORT SERVICES DIVISION
INFORMATION SERVICES SECTION

RETURN A - MONTHLY RETURN OF OFFENSES KNOWN TO THE POLICE

1-720b (Rev. 8-30-94)
OMB No. 1110-0001

This report is authorized by law Title 28, Section 534, U.S. Code. While you are not required to respond, your cooperation in forwarding this report by the 7th day after the close of the month to Uniform Crime Reports, Federal Bureau of Investigation, Washington, D.C. 20535, will assist in compiling comprehensive, accurate national crime figures on a timely basis.

1	2	3	4	5	6
CLASSIFICATION OF OFFENSES	OFFENSES REPORTED OR KNOWN TO POLICE (INCLUDE "UNFOUNDED" AND ATTEMPTS)	UNFOUNDED, I.E., FALSE OR BASELESS COMPLAINTS	NUMBER OF ACTUAL OFFENSES (COLUMN 2 MINUS COLUMN 3) INCLUDE ATTEMPTS	TOTAL OFFENSES CLEARED BY ARREST OR EXCEPTIONAL MEANS (INCLUDES COL 6)	NUMBER OF CLEARANCES INVOLVING ONLY PERSONS UNDER 18 YEARS OF AGE
1. CRIMINAL HOMICIDE					
a. MURDER AND NONNEGLIGENT HOMICIDE	0	0	0	0	0
b. MANSLAUGHTER BY NEGLIGENCE					
2. FORCIBLE RAPE TOTAL	0	0	0	0	0
a. Rape by Force	0	0	0	0	0
b. Attempts to commit Forcible Rape	0	0	0	0	0
3. ROBBERY TOTAL	0	0	0	0	0
a. Firearm	0	0	0	0	0
b. Knife or Cutting Instrument	0	0	0	0	0
c. Other Dangerous Weapon	0	0	0	0	0
d. Strong-Arm (Hands, Fists, Feet, etc.)	0	0	0	0	0
4. ASSAULT TOTAL	6	0	6	3	0
a. Firearm	0	0	0	0	0
b. Knife or cutting instrument	0	0	0	0	0
c. Other Dangerous Weapon	0	0	0	0	0
d. Strong-Arm	1	0	1	1	0
e. Other Assaults - Simple, Not Aggravated	5	0	5	2	0
5. BURGLARY TOTAL	0	0	0	0	0
a. Forcible Entry	0	0	0	0	0
b. Unlawful Entry - No Force	0	0	0	0	0
c. Attempted Forcible Entry	0	0	0	0	0
6. LARCENY THEFT TOTAL (except Motor Vehicle Theft)	37	0	37	2	0
7. MOTOR VEHICLE THEFT TOTAL	28	0	28	5	0
a. Autos	28	0	28	5	0
b. Trucks and Buses	0	0	0	0	0
c. Other Vehicles	0	0	0	0	0
GRAND TOTAL	71	0	71	10	0

CHECKING ANY OF THE APPROPRIATE BLOCKS BELOW WILL ELIMINATE YOUR NEED TO SUBMIT REPORTS WHEN THE VALUES ARE ZERO. THIS WILL ALSO AID THE NATIONAL PROGRAM IN ITS QUALITY CONTROL EFFORTS.

NO SUPPLEMENTARY HOMICIDE REPORT SUBMITTED SINCE NO MURDERS, JUSTIFIABLE HOMICIDES, OR MANSLAUGHTER BY NEGLIGENCE OCCURRED IN THIS JURISDICTION DURING THE MONTH.

NO SUPPLEMENT TO RETURN A REPORT SINCE NO CRIME OFFENSES OR RECOVERY OF PROPERTY REPORTED DURING THE MONTH.

NO LAW ENFORCEMENT OFFICERS KILLED OR ASSAULTED REPORT SINCE NONE OF THE OFFICERS WERE ASSAULTED OR KILLED DURING THE MONTH.

NO AGE, SEX, AND RACE OF PERSONS ARRESTED UNDER 18 YEARS OF AGE REPORT SINCE NO ARRESTS OF PERSONS WITHIN THIS AGE GROUP.

NO AGE, SEX, AND RACE OF PERSONS ARRESTED 18 YEARS OF AGE AND OVER REPORT SINCE NO ARRESTS OF PERSONS WITHIN THIS AGE GROUP.

NO MONTHLY RETURN OF ARSON OFFENSES KNOWN TO LAW ENFORCEMENT REPORT SINCE NO ARSONS OCCURRED.

DO NOT USE THIS SPACE

INITIALS

RECORDED

EDITED

ENTERED

ADJUSTED

LOTTED

* TOTALS INCLUDE PREVIOUS OFFENSES

DECEMBER 2016

Month and Year of Report

GA 060240X

Agency Identifier

JANUARY 25, 2017

Date

ATLANTA AIRPORT POLICE - GEORGIA

Agency and State

LIEUTENANT

Title

Prepared By
E. Nield

CHIEF

Chief, Commissioner, Sheriff, or Superintendent

PROPERTY STOLEN BY CLASSIFICATION

CLASSIFICATION	DATA ENTRY	Number of Actual (Column 4)	Offenses Return A)	Monetary Value of Property Stolen
1. MURDER AND NONNEGLIGENT MANSLAUGHTER	12		0	0.00
2. FORCIBLE RAPE	20		0	0.00
3. ROBBERY				
(a) HIGHWAY (streets, alleys, etc.)	31		0	0.00
(b) COMMERCIAL HOUSE (except c, d, and f)	32		0	0.00
(c) GAS OR SERVICE STATION	33		0	0.00
(d) CONVENIENCE STORE	34		0	0.00
(e) RESIDENCE (anywhere on premises)	35		0	0.00
(f) BANK	36		0	0.00
(g) MISCELLANEOUS	37		0	0.00
TOTAL ROBBERY	30		0	\$ 0.00
5. BURGLARY - BREAKING OR ENTERING				
(a) RESIDENCE (dwelling)				
(1) NIGHT (6 p.m. - 6 a.m.)	51		0	0.00
(2) DAY (6 a.m. - 6 p.m.)	52		0	0.00
(3) UNKNOWN	53		0	0.00
(b) NON-RESIDENCE (store, office, etc.)				
(1) NIGHT (6 p.m. - 6 a.m.)	54		0	0.00
(2) DAY (6 a.m. - 6 p.m.)	55		0	0.00
(3) UNKNOWN	56		0	0.00
TOTAL BURGLARY	50		0	\$ 0.00
6. LARCENY - THEFT (Except Motor Vehicle Theft)				
(a) \$200 AND OVER	61		13	5 25,206.00
(b) \$50 TO \$200	62		5	620.00
(c) UNDER \$50	63		19	49.00
TOTAL LARCENY (Same as Item 6X)	60		37	\$ 25,875.00
7. MOTOR VEHICLE THEFT (Include Alleged Joy Ride)	70		28	752,001.00
GRAND TOTAL - ALL ITEMS	77	//		\$ 777,876.00
ADDITIONAL ANALYSIS OF LARCENY AND MOTOR VEHICLE THEFT				
6X. NATURE OF LARCENIES UNDER ITEM 6				
(a) POCKET-PICKING	81		0	0.00
(b) PURSE-SNATCHING	82		0	0.00
(c) SHOPLIFTING	83		0	0.00
(d) FROM MOTOR VEHICLES (except e)	84		2	170.00
(e) MOTOR VEHICLE PARTS AND ACCESSORIES	85		0	0.00
(f) BICYCLES	86		0	0.00
(g) FROM BUILDING (except c and h)	87		8	570.00
(h) FROM ANY COIN-OPERATED MACHINES (parking meters, etc.)	88		0	0.00
(i) ALL OTHER	89		27	25,135.00
TOTAL LARCENIES (Same as Item 6)	90		37	\$ 25,875.00
7X. MOTOR VEHICLES RECOVERED				
(a) STOLEN LOCALLY AND RECOVERED LOCALLY	91		3	
(b) STOLEN LOCALLY AND RECOVERED BY OTHER JURISDICTIONS	92		2	
(c) TOTAL LOCALLY STOLEN MOTOR VEHICLES RECOVERED (a & b)	93		5	
(d) STOLEN IN OTHER JURISDICTIONS AND RECOVERED LOCALLY	90		2	

**SUPPLEMENT TO RETURN A
MONTHLY RETURN OF OFFENSES KNOWN TO THE POLICE**

1-706 (Rev.8-30-94)
Form Approved
OMB No. 1110-0007

This report is authorized by law, Title 28, Section 534, U. S. Code. While you are not required to respond, your cooperation in submitting this report with the Return A will assist the FBI in compiling comprehensive, accurate figures on a timely basis.

This form deals with the nature of crime and the monetary value of property stolen and recovered. The total offenses recorded on the form should be the same as the number of actual offenses listed in Column 4 of the Return A for each crime class. Include attempted crimes on this form, but do not include unfounded offenses. If you cannot complete the report in all areas, please record as much information as is available. Tally sheets will be sent upon request.

PROPERTY BY TYPE AND VALUE

Type of Property (1)	Data Entry	Monetary Value of Property Stolen in Your Jurisdiction	
		Stolen (2)	Recovered (3)
(A) Currency, Notes, Etc.	01	\$ 19,938.00	0.00
(B) Jewelry and Precious Metals	02	701.00	0.00
(C) Clothing and Furs	03	908.00	0.00
(D) Locally Stolen Motor Vehicles	04	752,001.00	82,002.00
(E) Office Equipment	05	0.00	0.00
(F) Televisions, Radios, Stereos, Etc.	06	2,441.00	0.00
(G) Firearms	07	0.00	0.00
(H) Household Goods	08	20.00	0.00
(I) Consumable Goods	09	25.00	0.00
(J) Livestock	10	0.00	0.00
(K) Miscellaneous	11	1,842.00	0.00
TOTAL	00	\$ 777,876.00	\$ 82,002.00

The total of this column should agree with the Grand Total (DATA ENTRY 77) shown on page 2.

Include in this column all property recovered even though stolen in prior months. The above is an accounting for only that property stolen in your jurisdiction. This will include property recovered for you by other jurisdictions, but not property you recover for them.

JANUARY 25, 2017
DATE

[Signature] LIEUTENANT
PREPARED BY TITLE

[Signature] CHIEF
CHIEF, COMMISSIONER, SHERIFF OR SUPERINTENDENT

DECEMBER 2016
Month and Year of Report

GA 060240X
Agency Identifier

ATLANTA AIRPORT POLICE - GEORGIA
Agency and State

ATLANTA AIRPORT POLICE
AGE, SEX, AND RACE OF PERSONS ARRESTED
17 YEARS OF AGE AND OVER

MONTH DECEMBER

YEAR 2016

CLASSIFICATION OF OFFENSES	SEX	AGE OF PERSON ARRESTED											TOTAL	RACE					ETHNIC								
		17	18	19	20	21	22	23	24	30	35	40		45	50	55	60	65		UP	White	Black	Native Amer.	Asian/Pacific	Whi. Hispanic	Blck Hispanic	
Murder/Nonnegligent Manslaughter	M																										
	F																										
Manslaughter by Negligence	M																										
	F																										
Forcible Rape	M																										
	F																										
Robbery	M																										
	F																										
Aggravated Assault	M																										
	F																										
Burglary- Breaking or Entering	M																										
	F																										
Larceny - Theft (except Motor Vehicle Theft)	M																										
	F																										
Motor Vehicle Theft	M																										
	F																										
Other Assaults	M																										
	F																										
Arson	M																										
	F																										
Forgery and Counterfeiting	M																										
	F																										
Fraud	M																										
	F																										
Embezzlement	M																										
	F																										
Stolen Property: Buying, Receiving, Possessing	M																										
	F																										
Vandalism	M																										
	F																										
Weapons	M																										
	F																										

CLASSIFICATION OF OFFENSES	SEX	AGE OF PERSON ARRESTED										TOTAL	RACE					ETHNIC																
		17	18	19	20	21	22	23	24	29	30		34	35	39	40	44		45	49	50	54	55	59	60	64	65	UP	White	Black	Native Amer.	Asian/Pacific	Wml. Hispanic	Black Hispanic
Prostitution and Commercialized Vice	M																																	
	F																																	
Sex Offenses (except Rape and Prostitution)	M							1																										
	F																																	
Drug Abuse Violations Grand Total	M	0	0	0	0	0	0	0	0	0	0	0	0	0	0	0	0	0	0	0	0	0	0	0	0	0	0	0	0	0	0	0	0	
	F	0	0	0	0	0	1	0	0	0	0	0	0	0	0	0	0	0	0	0	0	0	0	0	0	0	0	0	0	0	0	0	0	0
(1) Sale/Manufacturing Subtotal	M	0	0	0	0	0	0	0	0	0	0	0	0	0	0	0	0	0	0	0	0	0	0	0	0	0	0	0	0	0	0	0	0	
	F	0	0	0	0	0	0	0	0	0	0	0	0	0	0	0	0	0	0	0	0	0	0	0	0	0	0	0	0	0	0	0	0	0
Opium or Cocaine and their derivatives	M																																	
	F																																	
Marijuana	M																																	
	F																																	
Synthetic Narcotics	M																																	
	F																																	
Other Dangerous Non-Narcotic Drugs	M																																	
	F																																	
(2) Possession Subtotal	M	0	0	0	0	0	0	0	0	0	0	0	0	0	0	0	0	0	0	0	0	0	0	0	0	0	0	0	0	0	0	0	0	
	F	0	0	0	0	0	0	0	0	0	0	0	0	0	0	0	0	0	0	0	0	0	0	0	0	0	0	0	0	0	0	0	0	0
Opium or Cocaine and their derivatives	M																																	
	F																																	
Marijuana	M																																	
	F																																	
Synthetic Narcotics	M																																	
	F																																	
Other Dangerous Non-Narcotic Drugs	M																																	
	F																																	
Gambling	M	0	0	0	0	0	0	0	0	0	0	0	0	0	0	0	0	0	0	0	0	0	0	0	0	0	0	0	0	0	0	0	0	
	F	0	0	0	0	0	0	0	0	0	0	0	0	0	0	0	0	0	0	0	0	0	0	0	0	0	0	0	0	0	0	0	0	
Bookmaking	M																																	
	F																																	
Numbers and Lottery	M																																	
	F																																	

ATLANTA AIRPORT POLICE
AGE, SEX, AND RACE OF PERSONS ARRESTED
17 YEARS OF AGE AND OVER

MONTH DECEMBER

YEAR 2016

CLASSIFICATION OF OFFENSES	SEX	AGE OF PERSON ARRESTED										TOTAL	RACE				ETHNIC										
		17	18	19	20	21	22	23	24	30	35		40	45	50	55	60	65	UP	White	Black	Native Amer.	Asian/Pacific	Whi. Hispanic	Blck Hispanic		
All Other Gambling	M																										
	F																										
Offenses Against Family And Children	M																										
	F																										
Driving Under the Influence	M																										
	F																										
Liquor Laws	M																										
	F																										
Drunkenness	M																										
	F																										
Disorderly Conduct	M																										
	F																										
Vagrancy	M																										
	F																										
All Other Offenses (except Traffic)	M																										
	F																										
Suspicion	M																										
	F																										
TOTAL		0	0	0	0	1	3	2	9	8	6	7	8	11	7	2	2	66	25	41	0	0	0	0	0	0	

DECEMBER 2016
Month and Year of Report

GA 060240X
Agency Identifier

JANUARY 25, 2017
Date

Prepared By
LIEUTENANT

Chief, Commissioner, Sheriff, or Superintendent
CHIEF

ATLANTA AIRPORT POLICE - GEORGIA
Agency and State

ATLANTA AIRPORT POLICE
 AGE, SEX, AND RACE OF PERSONS ARRESTED
 16 YEARS OF AGE AND UNDER

MONTH DECEMBER
 YEAR 2016

CLASSIFICATION OF OFFENSES	SEX	AGE						RACE				ETHNIC		
		09	10-12	13-14	15	16	TOTAL	White	Black	Native Amer.	Asian/Pacific	Whl. Hispanic	Blck Hispanic	
Murder/Nonnegligent Manslaughter	M						0							
	F						0							
Manslaughter by Negligence	M						0							
	F						0							
Forcible Rape	M						0							
	F						0							
Robbery	M						0							
	F						0							
Aggravated Assault	M						0							
	F						0							
Burglary- Breaking or Entering	M						0							
	F						0							
Larceny - Theft (except Motor Vehicle Theft)	M						0							
	F						0							
Motor Vehicle Theft	M						0							
	F						0							
Other Assaults	M						0							
	F						0							
Arson	M						0							
	F						0							
Forgery and Counterfeiting	M						0							
	F						0							
Fraud	M						0							
	F						0							
Embezzlement	M						0							
	F						0							
Stolen Property; Buying, Receiving, Possessing	M						0							
	F						0							
Vandalism	M						0							
	F						0							
Weapons	M						0							
	F						0							
Prostitution and Commercialized Vice	M						0							
	F						0							

ATLANTA AIRPORT POLICE
AGE, SEX, AND RACE OF PERSONS ARRESTED
16 YEARS OF AGE AND UNDER

MONTH DECEMBER
YEAR 2016

CLASSIFICATION OF OFFENSES	SEX	AGE						RACE				ETHNIC									
		0 9		10 12		13 14		15		16		TOTAL		White	Black	Native Amer.	Asian/Pacific	Whl. Hispanic	Blck Hispanic		
17 Sex Offenses (except Rape and Prostitution)	M																				
	F																				
18 Drug Abuse Violations Grand Total	M	0	0	0	0	0	0	0	0	0	0	0	0	0	0	0	0	0	0	0	
	F	0	0	0	0	0	0	0	0	0	0	0	0	0	0	0	0	0	0	0	0
180 (1) Sale/Manufacturing Subtotal	M	0	0	0	0	0	0	0	0	0	0	0	0	0	0	0	0	0	0	0	
	F	0	0	0	0	0	0	0	0	0	0	0	0	0	0	0	0	0	0	0	0
a Opium or Cocaine and their Derivatives	M																				
	F																				
b Marijuana	M																				
	F																				
c Synthetic Narcotics	M																				
	F																				
d Other Dangerous Non-Narcotic Drugs	M																				
	F																				
185 (2) Possession Subtotal	M	0	0	0	0	0	0	0	0	0	0	0	0	0	0	0	0	0	0	0	0
	F	0	0	0	0	0	0	0	0	0	0	0	0	0	0	0	0	0	0	0	0
e Opium or Cocaine and their Derivatives	M																				
	F																				
f Marijuana	M																				
	F																				
g Synthetic Narcotics	M																				
	F																				
h Other Dangerous Non-Narcotic Drugs	M																				
	F																				
19 Gambling Total	M	0	0	0	0	0	0	0	0	0	0	0	0	0	0	0	0	0	0	0	0
	F	0	0	0	0	0	0	0	0	0	0	0	0	0	0	0	0	0	0	0	0
a Bookmaking	M																				
	F																				
b Numbers and Lottery	M																				
	F																				
c All Other Gambling	M																				
	F																				
20 Offenses Against Family and Children	M																				
	F																				

ATLANTA AIRPORT POLICE
AGE, SEX, AND RACE OF PERSONS ARRESTED
16 YEARS OF AGE AND UNDER

MONTH DECEMBER

YEAR 2016

CLASSIFICATION OF OFFENSES	SEX	AGE						RACE				ETHNIC							
		0 9		10 12		13 14		15		16		TOTAL	White	Black	Native Amer.	Asian/Pacific	Wht. Hispanic	Blck Hispanic	
Driving Under the Influence	M																		
	F																		
Liquor Laws	M																		
	F																		
Drunkenness	M																		
	F																		
Disorderly Conduct	M																		
	F																		
Vagrancy	M																		
	F																		
All Other Offenses (except Traffic)	M																		
	F																		
Suspicion	M																		
	F																		
Curfew and Loitering	M																		
	F																		
Run-Aways	M																		
	F																		
Total		0	0	0	0	0	0	0	0	0	0	0	0	0	0	0	0	0	0

DECEMBER 2016

Month and Year of Report

GA 060240X

Agency Identifier

JANUARY 25, 2017

Date

ATLANTA AIRPORT POLICE - GEORGIA

Agency and State

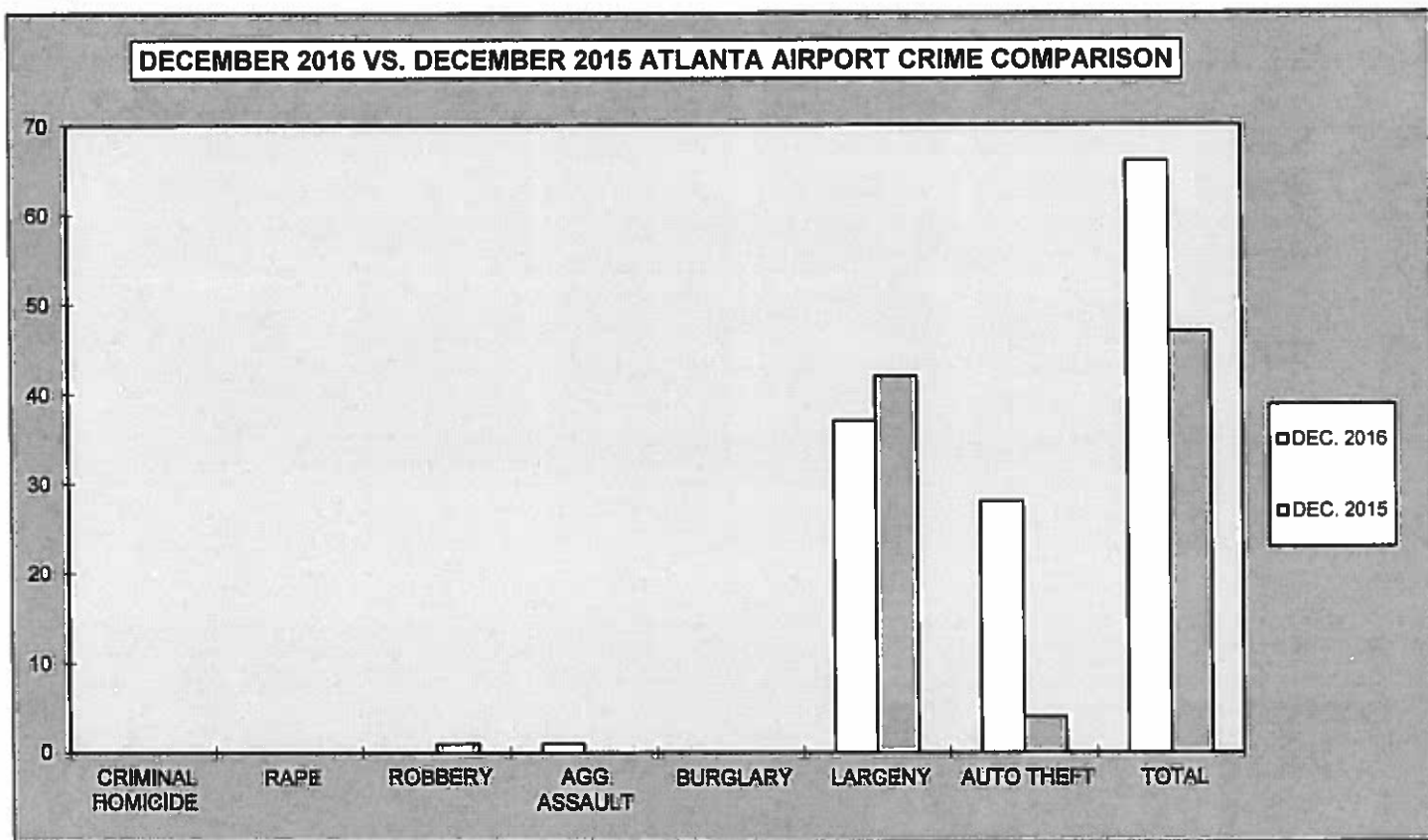
Prepared By [Signature] LIEUTENANT

[Signature] CHIEF

Chief, Commissioner, Sheriff, or Superintendent

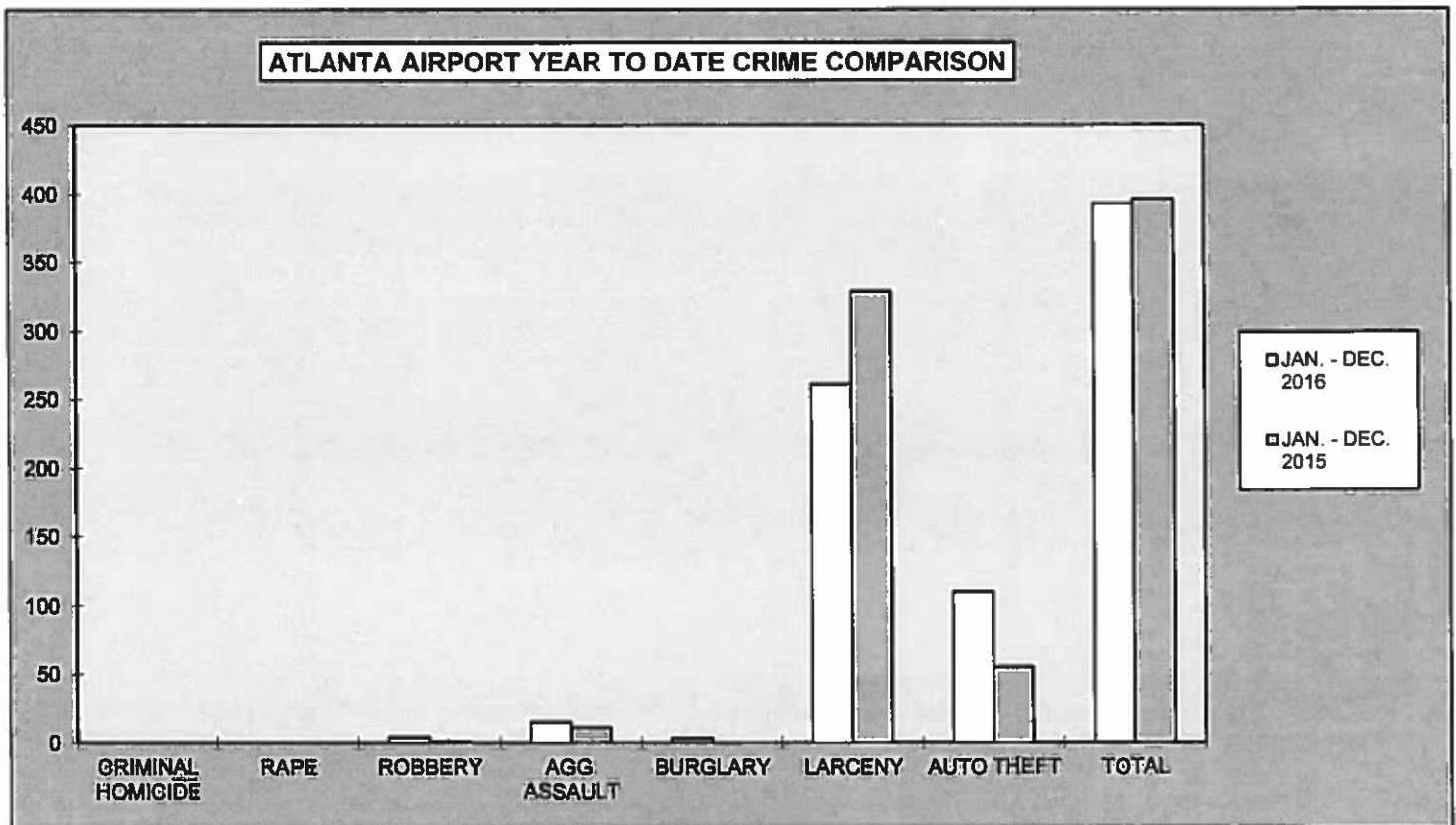
**2016
ATLANTA AIRPORT
MONTHLY CRIME COMPARISON**

CRIME	DEC. 2016	DEC. 2015	# DIFFERENCE	% DIFFERENCE
CRIMINAL HOMICIDE	0	0	0	0%
RAPE	0	0	0	0%
ROBBERY	0	1	-1	-100%
AGG. ASSAULT	1	0	1	0%
BURGLARY	0	0	0	0%
RESIDENCE	0	0	0	0%
NON-RESIDENCE	0	0	0	0%
LARCENY	37	42	-5	-12%
POCKETPICKING	0	0	0	0%
PURSE SNATCHING	0	0	0	0%
SHOPLIFTING	0	0	0	0%
FROM MOTOR VEHICLES	2	4	-2	-50%
MOTOR VEH. PARTS/ACCESSORIES	0	2	-2	-100%
BICYCLES	0	0	0	0%
FROM BUILDINGS	8	19	-11	-58%
FROM COIN OPERATED MACHINES	0	0	0	0%
ALL OTHER	27	17	10	59%
AUTO THEFT	28	4	24	600%
TOTAL	66	47	19	40%



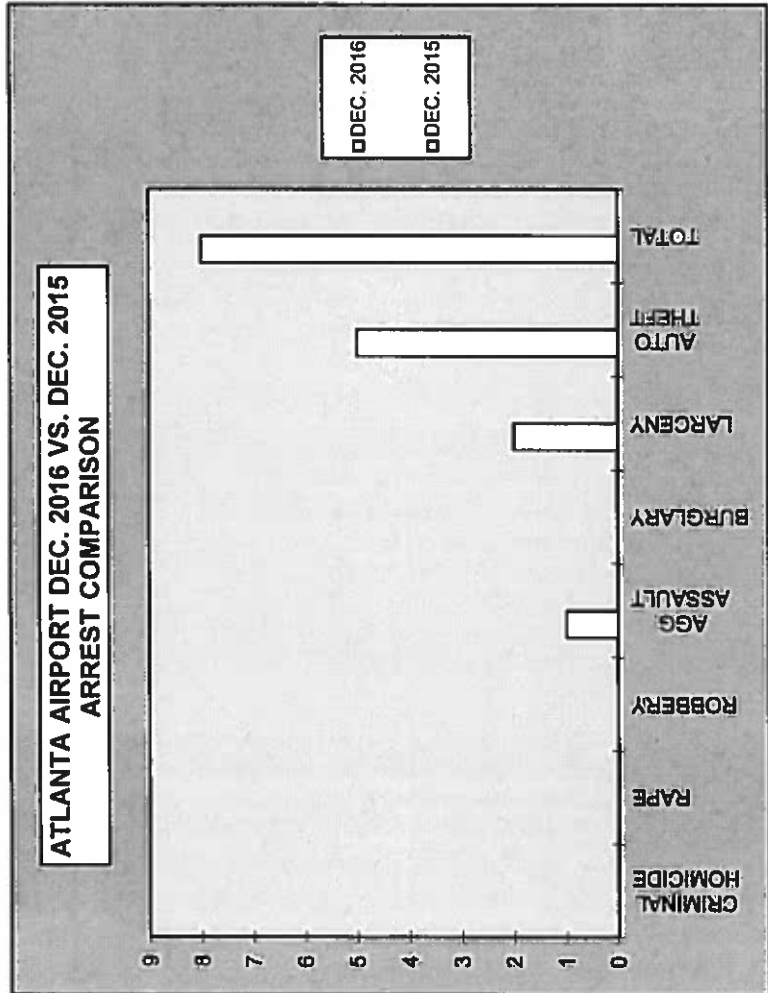
**2016
ATLANTA AIRPORT
YEAR TO DATE CRIME COMPARISON**

ANNUAL CRIME COMPARISON				
CRIME	JAN - DEC. 2016	JAN - DEC. 2015	# DIFFERENCE	% DIFFERENCE
CRIMINAL HOMICIDE	0	0	0	0%
RAPE	0	0	0	0%
ROBBERY	4	1	3	300%
AGG. ASSAULT	15	11	4	36%
BURGLARY	3	0	3	100%
RESIDENCE	0	0	0	0%
NON-RESIDENCE	3	0	3	100%
LARCENY	261	329	-68	-21%
POCKETPICKING	4	3	1	33%
PURSE SNATCHING	6	0	6	100%
SHOPLIFTING	9	19	-10	-53%
FROM MOTOR VEHICLES	33	44	-11	-25%
MOTOR VEH. PARTS/ACCESSORIES	19	16	3	19%
BICYCLES	0	2	-2	-100%
FROM BUILDINGS	78	117	-39	-33%
FROM COIN OPERATED MACHINES	0	0	0	0%
ALL OTHER	112	128	-16	-13%
AUTO THEFT	110	55	55	100%
TOTAL	393	396	-3	-1%

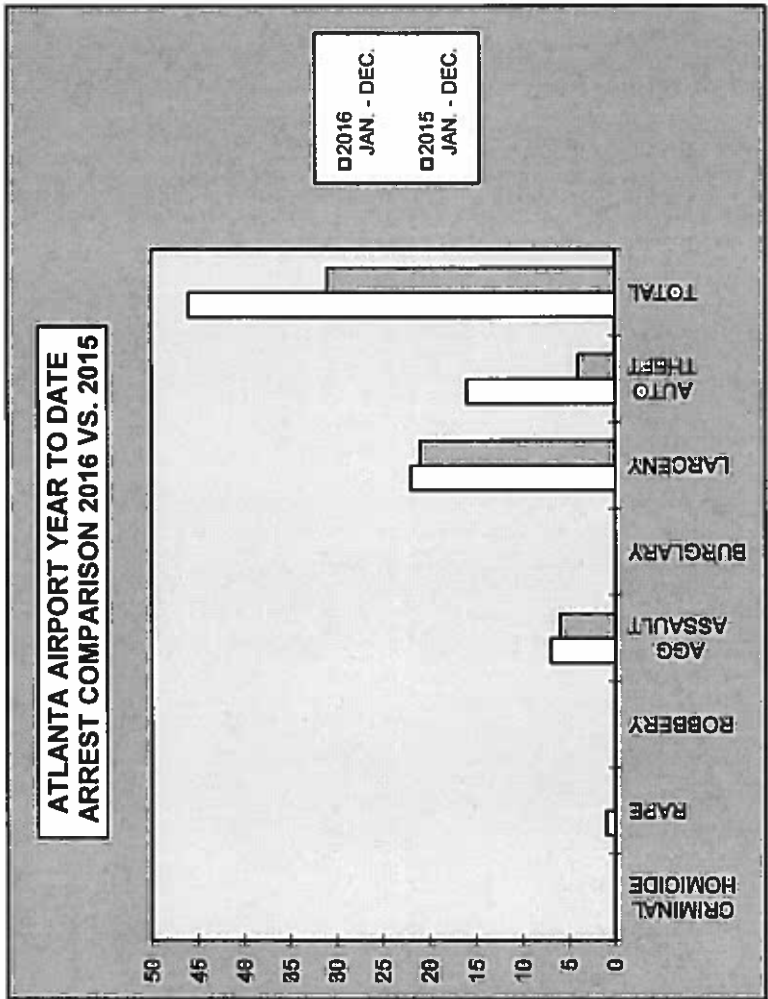


**2016
ATLANTA AIRPORT
ARREST COMPARISON**

DECEMBER ARREST COMPARISON				
CRIME	DEC. 2016	DEC. 2015	# DIFFERENCE	% DIFFERENCE
CRIMINAL HOMICIDE	0	0	0	0%
RAPE	0	0	0	0%
ROBBERY	0	0	0	0%
AGG. ASSAULT	1	0	1	100%
BURGLARY	0	0	0	0%
LARCENY	2	0	2	100%
AUTO THEFT	5	0	5	100%
TOTAL	8	0	8	100%



ANNUAL ARREST COMPARISON				
CRIME	2016 JAN. - DEC.	2015 JAN. - DEC.	# DIFFERENCE	% DIFFERENCE
CRIMINAL HOMICIDE	0	0	0	0%
RAPE	1	0	1	100%
ROBBERY	0	0	0	0%
AGG. ASSAULT	7	6	1	17%
BURGLARY	0	0	0	0%
LARCENY	22	21	1	5%
AUTO THEFT	16	4	12	300%
TOTAL	46	31	15	48%



**2016
ATLANTA AIRPORT
CLEAR-UP RATE**

CRIME	ATLANTA AIRPORT DEC. 2016 CLEAR-UP RATE	ATLANTA AIRPORT DEC. 2015 CLEAR-UP RATE
CRIMINAL HOMICIDE	0%	0%
RAPE	0%	0%
ROBBERY	0%	0%
AGG. ASSAULT	100%	0%
BURGLARY	0%	0%
LARCENY	5%	12%
AUTO THEFT	18%	50%

