

# FBI UNIFORM CRIME REPORTING

ATLANTA POLICE DEPARTMENT

226 PEACHTREE STREET, SW

ATLANTA, GEORGIA 30303



JANUARY 2017

SUPPORT SERVICES DIVISION  
INFORMATION SERVICES SECTION

# TABLE OF CONTENTS

	Page
U. C. R. COMPARATIVE CRIME REPORT -----	1
RETURN A - MONTHLY RETURN OF OFFENSES KNOWN TO THE POLICE -----	2
PROPERTY STOLEN BY CLASSIFICATION -----	3
	3a
LAW ENFORCEMENT OFFICERS KILLED OR ASSAULTED -----	4
MONTHLY RETURN OF ARSON OFFENSES KNOWN TO LAW ENFORCEMENT -----	5
POLICE DISPOSITION OF JUVENILES -----	6
SUPPLEMENTARY HOMICIDE REPORT -----	7
	7a
SEX AND RACE OF PERSONS ARRESTED -----	8
	8a-8e
HOMICIDE COMPARISON REPORT -----	9
HOMICIDE BREAKDOWN REPORT -----	10
SEVEN MAJOR CRIMES - MONTHLY CRIME COMPARISON -----	11
SEVEN MAJOR CRIMES ARREST MONTHLY AND YEAR TO DATE COMPARISON -----	12
CRIMES AGAINST PERSONS MONTHLY AND YEAR TO DATE COMPARISON -----	13
CRIMES AGAINST PROPERTY MONTHLY AND YEAR TO DATE COMPARISON -----	14
CRIMES AGAINST PERSONS & PROPERTY MONTHLY COMPARISON BY ZONES -----	15
SEVEN MAJOR CRIMES MONTHLY CRIME COMPARISON BY ZONES -----	16
SEVEN MAJOR CRIMES - MONTHLY CRIME COMPARISON - ZONE 1 -----	17
SEVEN MAJOR CRIMES - MONTHLY CRIME COMPARISON - ZONE 2 -----	18
SEVEN MAJOR CRIMES - MONTHLY CRIME COMPARISON - ZONE 3 -----	19
SEVEN MAJOR CRIMES - MONTHLY CRIME COMPARISON - ZONE 4 -----	20
SEVEN MAJOR CRIMES - MONTHLY CRIME COMPARISON - ZONE 5 -----	21
SEVEN MAJOR CRIMES - MONTHLY CRIME COMPARISON - ZONE 6 -----	22
CLEAR-UP RATE COMPARISON -----	23
<b>ATLANTA AIRPORT</b> -----	<b>24</b>
RETURN A - MONTHLY RETURN OF OFFENSES KNOWN TO THE POLICE -----	25
PROPERTY STOLEN BY CLASSIFICATION -----	26
	26a
SEX AND RACE OF PERSONS ARRESTED -----	27
	27a-27e
SEVEN MAJOR CRIMES - MONTHLY CRIME COMPARISON -----	28
SEVEN MAJOR CRIMES ARREST MONTHLY AND YEAR TO DATE COMPARISON -----	29
CLEAR-UP RATE COMPARISON -----	30

**JANUARY 2017**  
**U.C.R. COMPARATIVE CRIME REPORT**  
**SUPPORT SERVICES DIVISION**  
**INFORMATION SERVICES SECTION**

	JANUARY 2017		JANUARY 2016		COMPARATIVE ACTUAL	% CHANGE ACTUAL	COMPARATIVE CLEARED	% CHANGE CLEARED
MURDER	11	8	9	5	2	22%	3	60%
RAPE	17	1	9	10	8	89%	-9	-90%
ROBBERY	141	19	172	40	-31	-18%	-21	-53%
AGG. ASSAULT	213	104	170	76	43	25%	28	37%
BURGLARY - RESIDENCE	254		351		-97	-28%		
BURGLARY - NON-RESIDENCE	93	23	100	31	-7	-7%	-8	-26%
LARCENY - \$200 AND OVER	276	176	201		75	37%		
LARCENY - \$50 TO \$199	77		67	207	10	15%	-31	-15%
LARCENY - UNDER \$50	950		981		-31	-3%		
AUTO THEFT	311	15	300	27	11	4%	-12	-44%
<b>TOTAL</b>	<b>2,343</b>		<b>2,360</b>		<b>-17</b>	<b>-1%</b>		
AUTOS RECOVERED	61		21		40	190%		

	2017 JANUARY - JANUARY		2016 JANUARY - JANUARY		COMPARATIVE ACTUAL	% CHANGE ACTUAL	COMPARATIVE CLEARED	% CHANGE CLEARED
MURDER	11	8	9	5	2	22%	3	60%
RAPE	17	1	9	10	8	89%	-9	-90%
ROBBERY	141	19	172	40	-31	-18%	-21	-53%
AGG. ASSAULT	213	104	170	76	43	25%	28	37%
BURGLARY - RESIDENCE	254		351		-97	-28%		
BURGLARY - NON-RESIDENCE	93	23	100	31	-7	-7%	-8	-26%
LARCENY - \$200 AND OVER	276	176	201		75	37%		
LARCENY - \$50 TO \$199	77		67	207	10	15%	-31	-15%
LARCENY - UNDER \$50	950		981		-31	-3%		
AUTO THEFT	311	15	300	27	11	4%	-12	-44%
<b>TOTAL</b>	<b>2,343</b>		<b>2,360</b>		<b>-17</b>	<b>-1%</b>		
AUTOS RECOVERED	61		21		40	190%		

**RETURN A - MONTHLY RETURN OF OFFENSES KNOWN TO THE POLICE**

1-720b (Rev. 8-30-94)  
OMB No. 1110-0001

This report is authorized by law Title 28, Section 534, U. S. Code. While you are not required to respond, your cooperation in forwarding this report by the 7th day after the close of the month to Uniform Crime Reports, Federal Bureau of Investigation, Washington, D.C. 20535, will assist in compiling comprehensive, accurate national crime figures on a timely basis.

1	2	3	4	5	6
CLASSIFICATION OF OFFENSES	DEFENSES REPORTED OR KNOWN TO POLICE (INCLUDE "UNFOUNDED" AND ATTEMPTS)	UNFOUNDED, I.E., FALSE OR BASELESS COMPLAINTS	NUMBER OF ACTUAL OFFENSES (COLUMN 2 MINUS COLUMN 3) INCLUDE ATTEMPTS	TOTAL OFFENSES CLEARED BY ARREST OR EXCEPTIONAL MEANS (INCLUDES COL. 6)	NUMBER OF CLEARANCES INVOLVING ONLY PERSONS UNDER 18 YEARS OF AGE
1. CRIMINAL HOMICIDE					
a. MURDER AND NONNEGLIGENT HOMICIDE	12	1	11	8	0
b. MANSLAUGHTER BY NEGLIGENCE					
2. FORCIBLE RAPE TOTAL	17	0	17	1	0
a. Rape by Force	15	0	15	1	0
b. Attempts to commit Forcible Rape	2	0	2	0	0
3. ROBBERY TOTAL	141	0	141	19	4
a. Firearm	90	0	90	9	2
b. Knife or Cutting Instrument	4	0	4	0	0
c. Other Dangerous Weapon	6	0	6	0	0
d. Strong-Arm (Hands, Fists, Feet, etc.)	41	0	41	10	2
4. ASSAULT TOTAL	590	5	585	259	10
a. Firearm	92	0	92	43	0
b. Knife or cutting instrument	29	0	29	14	0
c. Other Dangerous Weapon	64	3	61	25	1
d. Strong-Arm	31	0	31	22	1
e. Other Assaults - Simple, Not Aggravated	374	2	372	155	8
5. BURGLARY TOTAL	347	0	347	23	6
a. Forcible Entry	248	0	248	14	5
b. Unlawful Entry - No Force	66	0	66	7	1
c. Attempted Forcible Entry	33	0	33	2	0
6. LARCENY THEFT TOTAL (except Motor Vehicle Theft)	1,305	2	1,303	176	9
7. MOTOR VEHICLE THEFT TOTAL	320	9	311	15	3
a. Autos	289	9	280	14	3
b. Trucks and Buses	13	0	13	1	0
c. Other Vehicles	18	0	18	0	0
GRAND TOTAL	2,732	17	2,715	501	32

CHECKING ANY OF THE APPROPRIATE BLOCKS BELOW WILL ELIMINATE YOUR NEED TO SUBMIT REPORTS WHEN THE VALUES ARE ZERO. THIS WILL ALSO AID THE NATIONAL PROGRAM IN ITS QUALITY CONTROL EFFORTS.

- NO SUPPLEMENTARY HOMICIDE REPORT SUBMITTED SINCE NO MURDERS, JUSTIFIABLE HOMICIDES, OR MANSLAUGHTER BY NEGLIGENCE OCCURRED IN THIS JURISDICTION DURING THE MONTH.
- NO SUPPLEMENT TO RETURN A REPORT SINCE NO CRIME OFFENSES OR RECOVERY OF PROPERTY REPORTED DURING THE MONTH.
- NO LAW ENFORCEMENT OFFICERS KILLED OR ASSAULTED REPORT SINCE NONE OF THE OFFICERS WERE ASSAULTED OR KILLED DURING THE MONTH.

- NO AGE, SEX, AND RACE OF PERSONS ARRESTED UNDER 18 YEARS OF AGE REPORT SINCE NO ARRESTS OF PERSONS WITHIN THIS AGE GROUP.
- NO AGE, SEX, AND RACE OF PERSONS ARRESTED 18 YEARS OF AGE AND OVER REPORT SINCE NO ARRESTS OF PERSONS WITHIN THIS AGE GROUP.
- NO MONTHLY RETURN OF ARSON OFFENSES KNOWN TO LAW ENFORCEMENT REPORT SINCE NO ARSONS OCCURRED.

DO NOT USE THIS SPACE

	INITIALS
RECORDED	
EDITED	
ENTERED	
ADJUSTED	
LINKED	

\* TOTALS INCLUDE PREVIOUS OFFENSES

JANUARY 2017

Month and Year of Report

GAAPD 0000

Agency Identifier

FEBRUARY 16, 2017

Date

ATLANTA POLICE DEPARTMENT - GEORGIA

Agency and State

*L. Williams* **LIEUTENANT**  
Prepared By Title  
*Chief E. Shields* **CHIEF**  
Chief, Commissioner, Sheriff, or Superintendent

## PROPERTY STOLEN BY CLASSIFICATION

CLASSIFICATION	DATA ENTRY	Number of Actual (Column 4)	Offenses Return A)	Monetary Value of Property Stolen
1. MURDER AND NONNEGLIGENT MANSLAUGHTER	12		11	\$ 0.00
2. FORCIBLE RAPE	20		17	\$ 0.00
3. ROBBERY				
(a) HIGHWAY (streets, alleys, etc.)	31		97	13,091.00
(b) COMMERCIAL HOUSE (except c, d, and f)	32		14	13,734.00
(c) GAS OR SERVICE STATION	33		4	463.00
(d) CONVENIENCE STORE	34		-1	0.00
(e) RESIDENCE (anywhere on premises)	35		12	6,864.00
(f) BANK	36		1	0.00
(g) MISCELLANEOUS	37		14	657.00
<b>TOTAL ROBBERY</b>	<b>30</b>		<b>141</b>	<b>\$ 34,809.00</b>
5. BURGLARY - BREAKING OR ENTERING				
(a) RESIDENCE (dwelling)				
(1) NIGHT (6 p.m. - 6 a.m.)	51		98	51,951.00
(2) DAY (6 a.m. - 6 p.m.)	52		156	124,671.00
(3) UNKNOWN	53		0	0.00
(b) NON-RESIDENCE (store, office, etc.)				
(1) NIGHT (6 p.m. - 6 a.m.)	54		68	34,804.00
(2) DAY (6 a.m. - 6 p.m.)	55		25	32,537.00
(3) UNKNOWN	56		0	0.00
<b>TOTAL BURGLARY</b>	<b>50</b>		<b>347</b>	<b>\$ 243,963.00</b>
6. LARCENY - THEFT (Except Motor Vehicle Theft)				
(a) \$200 AND OVER	61		276	1,377,532.00
(b) \$50 TO \$200	62		77	8,336.00
(c) UNDER \$50	63		950	2,109.00
<b>TOTAL LARCENY (Same as Item 6X)</b>	<b>60</b>		<b>1,303</b>	<b>\$ 1,387,977.00</b>
7. MOTOR VEHICLE THEFT (Include Alleged Joy Ride)	70		311	\$ 225,248.00
<b>GRAND TOTAL - ALL ITEMS</b>	<b>77</b>			<b>\$ 1,891,997.00</b>
<b>ADDITIONAL ANALYSIS OF LARCENY AND MOTOR VEHICLE THEFT</b>				
6X. NATURE OF LARCENIES UNDER ITEM 6				
(a) POCKET-PICKING	81		10	893.00
(b) PURSE-SNATCHING	82		16	1,234.00
(c) SHOPLIFTING	83		210	66,450.00
(d) FROM MOTOR VEHICLES (except e)	84		693	428,331.00
(e) MOTOR VEHICLE PARTS AND ACCESSORIES	85		67	30,534.00
(f) BICYCLES	86		18	8,030.00
(g) FROM BUILDING (except c and h)	87		104	671,201.00
(h) FROM ANY COIN-OPERATED MACHINES (parking meters, etc.)	88		1	1.00
(i) ALL OTHER	89		184	181,303.00
<b>TOTAL LARCENIES (Same as Item 6)</b>	<b>90</b>		<b>1,303</b>	<b>\$ 1,387,977.00</b>
7X. MOTOR VEHICLES RECOVERED				
(a) STOLEN LOCALLY AND RECOVERED LOCALLY	91		61	
(b) STOLEN LOCALLY AND RECOVERED BY OTHER JURISDICTIONS	92		0	
(c) TOTAL LOCALLY STOLEN MOTOR VEHICLES RECOVERED (a & b)	93		61	
(d) STOLEN IN OTHER JURISDICTIONS AND RECOVERED LOCALLY	90		N/A	

**SUPPLEMENT TO RETURN A  
MONTHLY RETURN OF OFFENSES KNOWN TO THE POLICE**

1-706 (Rev.8-30-94)  
Form Approved  
OMB No. 1110-0007

This report is authorized by law, Title 28, Section 534, U. S. Code. While you are not required to respond, your cooperation in submitting this report with the Return A will assist the FBI in compiling comprehensive, accurate figures on a timely basis.

This form deals with the nature of crime and the monetary value of property stolen and recovered. The total offenses recorded on the form should be the same as the number of actual offenses listed in Column 4 of the Return A for each crime class. Include attempted crimes on this form, but do not include unfounded offenses. If you cannot complete the report in all areas, please record as much information as is available. Tally sheets will be sent upon request.

**PROPERTY BY TYPE AND VALUE**

Type of Property (1)	Data Entry	Monetary Value of Property Stolen in Your Jurisdiction	
		Stolen (2)	Recovered (3)
(A) Currency, Notes, Etc.	01	\$ 150,218.00	\$ 0.00
(B) Jewelry and Precious Metals	02	75,742.00	0.00
(C) Clothing and Furs	03	72,902.00	0.00
(D) Locally Stolen Motor Vehicles	04	225,248.00	72,057.00
(E) Office Equipment	05	22,597.00	0.00
(F) Televisions, Radios, Stereos, Etc.	06	168,856.00	0.00
(G) Firearms	07	9,985.00	1.00
(H) Household Goods	08	27,848.00	0.00
(I) Consumable Goods	09	17,310.00	0.00
(J) Livestock	10	0.00	0.00
(K) Miscellaneous	11	1,121,291.00	0.00
<b>TOTAL</b>	<b>00</b>	<b>\$ 1,891,997.00</b>	<b>\$ 72,058.00</b>

The total of this column should agree with the Grand Total (DATA ENTRY 77) shown on page 2.

Include in this column all property recovered even though stolen in prior months. The above is an accounting for only that property stolen in your jurisdiction. This will include property recovered for you by other jurisdictions, but not property you recover for them.

FEBRUARY 16, 2017  
DATE

Lt. William Boyle LIEUTENANT  
PREPARED BY TITLE

Chief E. Shields CHIEF  
CHIEF, COMMISSIONER, SHERIFF OR SUPERINTENDENT

JANUARY 2017  
Month and Year of Report

GAAPD 0000  
Agency Identifier

ATLANTA POLICE DEPARTMENT - GEORGIA  
Agency and State

**LAW ENFORCEMENT OFFICERS KILLED OR ASSAULTED**

It is requested this report be completed and transmitted with monthly crime reports to: Director, Federal Bureau of Investigation, Uniform Crime Reports, Washington, D. C. 20535. This form should be used to report the number of your officers who were assaulted or killed in the line of duty during the month. Additional information concerning officers killed will be requested by a separate questionnaire.

**OFFICERS KILLED**

Number of your law enforcement officers killed in the line of duty this month.

By felonious act 0  
By accident or negligence 0

Officers Assaulted (Do not include officers killed) - See other side for instructions.

Type of Activity	Total Assaults by Weapon A	Type of Weapon					Two-Officer Vehicle F	Type of Assignment						Police Assaults Cleared M
		Firearm B	Knife or Other Cutting Instrument C	Other Dangerous Weapon D	Hands, Fists, Feet, etc. E	One-Officer Vehicle		Detective or Special Assign.		Other				
						Alone G		As-sisted H	Alone I	As-sisted J	Alone K	As-sisted L		
1. Responding to "Disturbance" calls (family quarrels, man with gun, etc.)	0													
2. Burglaries in progress or pursuing burglary suspects	0													
3. Robberies in progress or pursuing robbery suspects	0													
4. Attempting other arrests	1				1		1							1
5. Civil disorder (riot, mass disobedience)	0													
6. Handling, transporting, custody of prisoners	1				1			1						1
7. Investigating suspicious persons or circumstances	0													
8. Ambush - no warning	1			1			1							1
9. Mentally deranged	0													
10. Traffic pursuits and stops	0													
11. All Other	0													
<b>12. TOTAL (1-11)</b>	<b>3</b>	<b>0</b>	<b>0</b>	<b>1</b>	<b>2</b>	<b>0</b>	<b>2</b>	<b>1</b>	<b>0</b>	<b>0</b>	<b>0</b>	<b>0</b>	<b>0</b>	<b>3</b>
13. Number with personal injury	2			1	1									
14. Number without personal injury	1				1									
15. Time of assaults														
	AM	1					1							
	PM													

**DO NOT WRITE HERE**

Recorded	Initials
Edited	
Punched	
Verified	
Adjusted	

DOJ/FBI

12:01 2:00 4:00 6:00 8:00 10:00 12:00

JANUARY 2017  
Month and Year  
ATLANTA POLICE DEPARTMENT  
Agency

GAAPD 0000  
Agency Identifier  
GEORGIA  
State

*Lt. [Signature]* LIEUTENANT  
Prepared By  
*Chief [Signature]* CHIEF  
Chief, Sheriff, Commissioner, Superintendent

MONTHLY RETURN OF ARSON OFFENSES KNOWN TO LAW ENFORCEMENT

DO-73 (2-11-82)  
Form Approved  
OMB No. 1110-0008

This report is authorized by law Title 28, Section 534, United States Code, and the enactment of the fiscal year 1979, Department of Justice Authorization Bill S. 3151. While you are not required to respond, your cooperation in using this form to report all incidents of arson which become known to your department during the month will assist the FBI in compiling comprehensive, accurate data on a timely basis. Instructions appear on reverse side.

1 PROPERTY CLASSIFICATION	2 Offenses Reported or Known to Police (Include Unfounded and Attempts)	3 Unfounded, i.e. False or Baseless Complaints	4 Number of Actual Offenses (Column 2 Minus Column 3 (Include Attempts))	5 Total Offenses Cleared by Arrest or Exceptional Means (Include Column 6)	6 Number of Clearances Involving Only Persons Under 18 Years of Age	7 Offenses Where Structures Uninhabited, Abandoned, or not Normally in Use	8 Estimated Value of Property Damage
<b>STRUCTURAL</b>							
A. Single Occupancy Residential: Houses, Townhouses, Duplexes, etc.	6	6					\$
B. Other Residential: Apartments, Tenements, Flats, Hotels, Motels, Inns, Dormitories, Boarding Houses, etc.	5	4	1				\$ 5,000.
C. Storage: Barns, Garages, Warehouses, etc.							\$
D. Industrial/Manufacturing							\$
E. Other Commercial: Stores, Restaurants, Offices, etc.	3	2	1				\$ 1,000.
F. Community/Public: Churches, Jails, Schools, Colleges, Hospitals, etc.							\$
G. All Other Structure: Out Buildings, Monuments, Buildings Under Construction, etc.							\$
TOTAL STRUCTURE	14	12	2				\$ 6,000.
<b>MOBILE</b>							
H. Motor Vehicles: Automobiles, Trucks, Buses, Motorcycles, etc.: UCR Definition	1		1				\$ 10,000.
I. Other Mobile Property: Trailers, Recreational Vehicles, Airplanes, Boats, etc.							\$
TOTAL MOBILE	1		1				\$ 10,000.
J. TOTAL OTHER Crops, Timber, Fences, Signs, etc.	15	12	3				\$ 16,000.
GRAND TOTAL							

Agency Identifier GAAPD 0000 Month JANUARY 2017  
 Agency ATLANTA POLICE DEPARTMENT State GEORGIA  
 Prepared by Chief E. S. Shultz LIEUTENANT  
CHIEF  
 Chief, Commissioner, Sheriff, or Superintendent

DO NOT WRITE HERE	
Recorded	
Edited	
Entered	
Adjusted	
Corres.	



AGENCY IDENTIFIER GAAPD 0000 REPORTING PERIOD JANUARY 2017

AGENCY NAME ATLANTA POLICE DEPARTMENT

**POLICE DISPOSITION OF JUVENILES**

**-Not to include neglect or traffic cases-**

1. Handled within Department and released. (Warning, released to parents, etc.)	_____
2. Referred to juvenile court or probation department.	_____ 67 _____
3. Referred to welfare agency.	_____
4. Referred to other police agency.	_____
5. Referred to criminal or adult court.	_____
TOTAL	_____ 67 _____

FEBRUARY 15, 2017  
DATE

<u><i>L. Walker Bank</i></u>	LIEUTENANT
PREPARED BY	TITLE
<u><i>Chief E. Shields</i></u>	CHIEF
APPROVED BY	TITLE

**GCIC USE ONLY**

Recorded	_____
Reviewed	_____
Punched	_____
Verified	_____

RETURN TO  
Georgia Crime Information Center/Uniform Crime Reporting  
P. O. Box 1456  
Atlanta, Georgia 30301

Return on or before the 7th of the following month.

GCIC/UCR-012 (9/74)

SUPPLEMENTARY HOMICIDE REPORT

This report is authorized by law Title 28, Section 534, United States Code. While you are not required to respond, your cooperation in using this form to list data pertaining to all homicides reported on your Return A will assist the FBI in compiling comprehensive, accurate data regarding this important classification on a timely basis.

1a. Murder and Nonnegligent Manslaughter

List below specific information for all offenses shown in item 1a of the monthly Return A. In addition, list all justifiable killings of felons by a citizen or by a peace officer in the line of duty. A brief explanation in the circumstances column regarding unfounded homicide offenses will aid the national Uniform Crime Reporting Program in editing the reports.

Incident	Situation*	Victim**			Offender**			Data Code	Weapon Used (Handgun, Rifle, Shotgun, Club, Poison, etc.)	Relationship of Victim to Offender (Husband, Wife, Son, Father, Acquaintance, Neighbor, Stranger, etc.)	Circumstances (Victim shot by robber, robbery victim shot robber, killed by patron during barroom brawl, etc.)
		Age	Sex	Race	Ethnicity	Age	Sex				
	B	39	M	B	N				BLUNT OBJECT	UNKNOWN	OTHER
	A	28	M	B	N	26	M	B	HANGUN	ACQUAINTANCE	NARCOTIC DRUG LAW
	A	63	M	B	N	78	M	B	KNIFE	FRIEND	OTHER - DOMESTIC
	B	46	M	B	N				HANDGUN	UNKNOWN	OTHER
	B	35	M	B	N				RIFLE	UNKNOWN	OTHER
	A	26	F	B	N	25	M	B	HANDGUN	ACQUAINTANCE	OTHER ARGUMENTS
	B	55	M	B	N				HANDGUN - 40 CAL.	UNKNOWN	OTHER
	B	23	M	B	N				HANDGUN - 9 MM	UNKNOWN	OTHER
	B	22	M	B	N				ASPHYXIATION	UNKNOWN	OTHER
	D	28	M	B	N	22	M	B	HANDGUN	ACQUAINTANCE	ROBBERY

\*\* - See reverse side for explanation

DO NOT WRITE HERE				
Recorded				
Edited				
Punched				
Verified				
Adjusted				

JANUARY 2017  
Month and Year

GAAPD 0000  
Agency Identifier

ATLANTA POLICE DEPARTMENT  
Agency

GEORGIA  
State

LIEUTENANT  
Title

Chief, Sheriff, Commissioner, Superintendent

SUPPLEMENTARY HOMICIDE REPORT

This report is authorized by law Title 28, Section 534, United States Code. While you are not required to respond, your cooperation in using this form to list data pertaining to all homicides reported on your Return A will assist the FBI in compiling comprehensive, accurate data regarding this important classification on a timely basis.

1a. Murder and Nonnegligent Manslaughter

List below specific information for all offenses shown in item 1a of the monthly Return A. In addition, list all justifiable killings of felons by a citizen or by a peace officer in the line of duty. A brief explanation in the circumstances column regarding unfounded homicide offenses will aid the national Uniform Crime Reporting Program in editing the reports.

Incident	Situation*	Victim **			Offender**			Data Code	Weapon Used (Handgun, Rifle, Shotgun, Club, Poison, etc.)	Relationship of Victim to Offender (Husband, Wife, Son, Father, Acquaintance, Neighbor, Stranger, etc.)	Circumstances (Victim shot by robber, robbery victim shot robber, killed by patron during barroom brawl, etc.)
		Age	Sex	Race	Ethnicity	Age	Sex				
		27	M	B	N				HANDGUN	ACQUAINTANCE	ROBBERY
	A	22	M	B	N	25	M	B	HANDGUN	ACQUAINTANCE	FELON KILLED BY PRIVATE CITIZEN *

\*\* - See reverse side for explanation

DO NOT WRITE HERE				
Recorded				
Edited				
Punched				
Verified				
Adjusted				

JANUARY 2017  
Month and Year

GAAPD 0000  
Agency Identifier

GEORGIA  
State

Atlanta Police Department  
Agency

Lt. [Signature]  
Prepared By

[Signature]  
Chief, Sheriff, Commissioner, Superintendent

LIEUTENANT  
Title

CHIEF  
Title







ATLANTA POLICE DEPARTMENT  
 AGE, SEX, AND RACE OF PERSONS ARRESTED  
 16 YEARS OF AGE AND UNDER

MONTH JANUARY  
 YEAR 2017

CLASSIFICATION OF OFFENSES	SEX	AGE						TOTAL	RACE				ETHNIC				
		09	10-12	13-14	15	16	White		Black	Native Amer.	Asian/Pacific	Whl. Hispanic	Blck Hispanic				
Murder/Nonnegligent Manslaughter	M						0										
	F						0										
Manslaughter by Negligence	M						0										
	F						0										
Forcible Rape	M						0										
	F						0										
Robbery	M			2	4		6					6					
	F						0										
Aggravated Assault	M	1			2		3					3					
	F						0										
Burglary - Breaking or Entering	M	2	4	2	2		10										
	F				1		1					11					
Larceny - Theft (except Motor Vehicle Theft)	M			5	2	6	13										
	F		2	2			4					17					
Motor Vehicle Theft	M			3	1	2	6										
	F						0					6					
Other Assaults	M			2	1	1	4										
	F				1		1					5					
Arson	M						0										
	F						0										
Forgery and Counterfeiting	M						0										
	F						0										
Fraud	M						0										
	F						0										
Embezzlement	M						0										
	F						0										
Stolen Property: Buying, Receiving, Possessing	M			1	3		4										
	F						0					4					
Vandalism	M				1		1										
	F						0					1					
Weapons	M						0										
	F						0										
Prostitution and Commercialized Vice	M						0										
	F						0										

ATLANTA POLICE DEPARTMENT  
 AGE, SEX, AND RACE OF PERSONS ARRESTED  
 16 YEARS OF AGE AND UNDER

MONTH JANUARY

YEAR 2017

CLASSIFICATION OF OFFENSES	SEX	AGE						TOTAL	RACE				ETHNIC			
		10 12		13 14		15 16			White	Black	Native Amer	Asian/Pacific	Whi. Hispanic	Blk Hispanic		
		0 9	0 10	0 11	0 12	0 13	0 14		0 15	0 16	0 17	0 18	0 19	0 20		
17 Sex Offenses (except Rape and Prostitution)	M															
	F															
18 Drug Abuse Violations	M	0	0	0	0	0	3	0	0	0	0	3	0	0	0	0
	F	0	0	0	0	0	0	0	0	0	0	0	0	0	0	0
Grand Total		0	0	0	0	0	3	0	0	0	0	3	0	0	0	0
180 (1) Sale/Manufacturing Subtotal	M	0	0	0	0	0	0	0	0	0	0	0	0	0	0	0
	F	0	0	0	0	0	0	0	0	0	0	0	0	0	0	0
a Opium or Cocaine and their Derivatives	M						0									
	F						0									
b Marijuana	M						0									
	F						0									
c Synthetic Narcotics	M						0									
	F						0									
d Other Dangerous Non-Narcotic Drugs	M						0									
	F						0									
185 (2) Possession Subtotal	M	0	0	0	0	0	3	0	0	0	0	3	0	0	0	0
	F	0	0	0	0	0	0	0	0	0	0	0	0	0	0	0
e Opium or Cocaine and their Derivatives	M						0									
	F						0									
f Marijuana	M						3									
	F						0									
g Synthetic Narcotics	M						0									
	F						0									
h Other Dangerous Non-Narcotic Drugs	M						0									
	F						0									
19 Gambling Total	M	0	0	0	0	0	0	0	0	0	0	0	0	0	0	0
	F	0	0	0	0	0	0	0	0	0	0	0	0	0	0	0
a Bookmaking	M						0									
	F						0									
b Numbers and Lottery	M						0									
	F						0									
c All Other Gambling	M						0									
	F						0									
20 Offenses Against Family and Children	M						0									
	F						0									



ATLANTA POLICE DEPARTMENT  
AGE, SEX, AND RACE OF PERSONS ARRESTED  
16 YEARS OF AGE AND UNDER

MONTH JANUARY

YEAR 2017

CLASSIFICATION OF OFFENSES	SEX	AGE						RACE				ETHNIC				
		0 9	10 12	13 14	15	16	TOTAL	White	Black	Native Amer.	Asian/Pacific	Whi. Hispanic	Blck Hispanic			
Driving Under the Influence	M						0									
	F						0									
Liquor Laws	M						0									
	F						0									
Drunkness	M						0									
	F						0									
Disorderly Conduct	M						0									
	F						0									
Vagrancy	M				1		1					1				
	F						0									
All Other Offenses (except Traffic)	M				1	3	4					4				
	F						0									
Suspicion	M						0									
	F						0									
Curfew and Loitering	M			5	1		6					6				
	F						0									
Run-Aways	M						0									
	F						0									
<b>Total</b>		0	3	22	17	25	67	0	67	0	67	0	0	0	0	0

JANUARY 2017

Month and Year of Report

GAAPD 0000

Agency Identifier

FEBRUARY 17, 2017

Date

ATLANTA POLICE DEPARTMENT - GEORGIA

Agency and State

*[Signature]*  
Prepared By LIEUTENANT

*[Signature]*  
CHIEF  
Chief, Commissioner, Sheriff, or Superintendent

**UNIFORM CRIME REPORTING**

**LAW ENFORCEMENT  
OPERATIONS  
&  
MANAGEMENT**

**CRIME AREA COMPARISON**

**SUPPORT SERVICES DIVISION  
Information Services Section**

**JANUARY 2017  
JANUARY 2016**


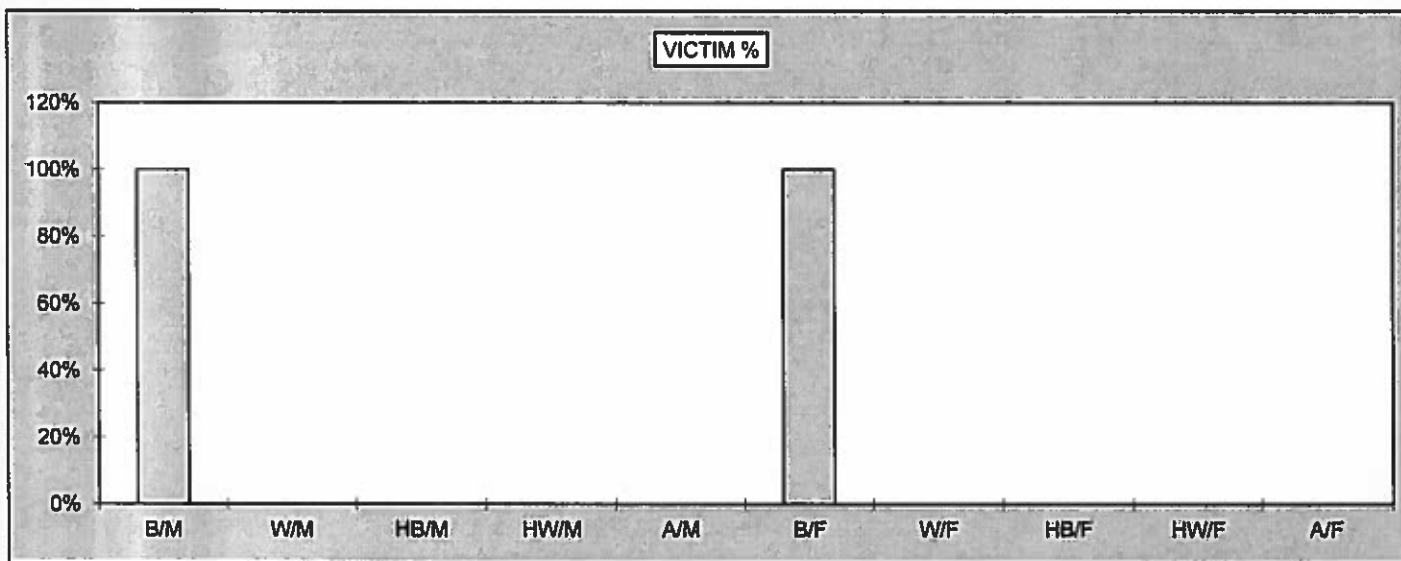
**2017  
JANUARY HOMICIDE COMPARISON  
BY RACE, SEX, AND ETHNIC ORIGIN**

	VICTIM	PERPETRATOR
B/M	10	5
W/M	0	0
HB/M	0	0
HW/M	0	0
A/M	0	0
<b>TOTAL MALES</b>	<b>10</b>	<b>5</b>
B/F	1	0
W/F	0	0
HB/F	0	0
HW/F	0	0
A/F	0	0
<b>TOTAL FEMALES</b>	<b>1</b>	<b>0</b>
<b>TOTAL</b>	<b>11</b>	<b>5</b>

	VICTIM %	PERPETRATOR %
B/M	100%	100%
W/M	0%	0%
HB/M	0%	0%
HW/M	0%	0%
A/M	0%	0%

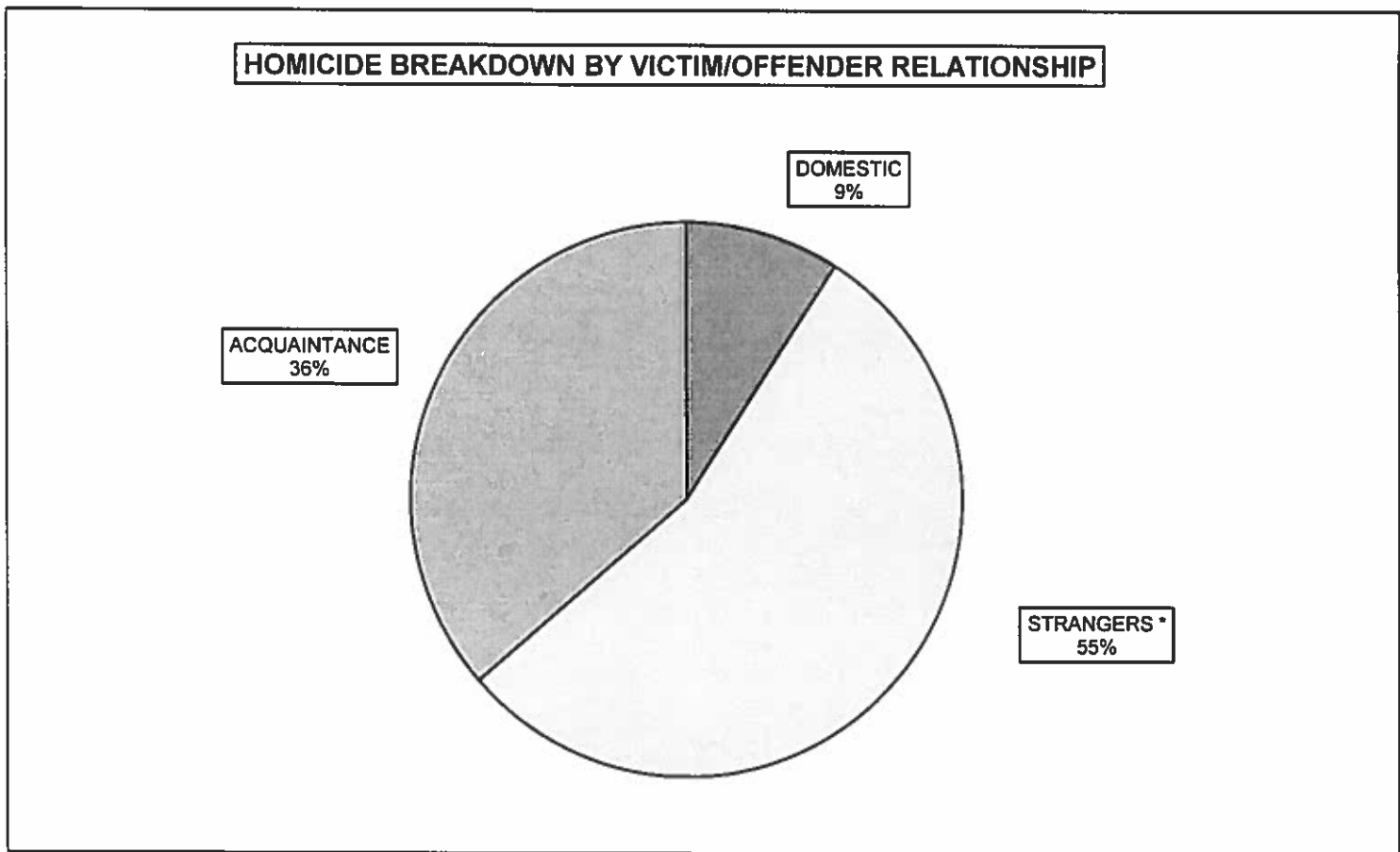
B/F	100%	0%
W/F	0%	0%
HB/F	0%	0%
HW/F	0%	0%
A/F	0%	0%

**PERPETRATOR UNKNOWN FOR 6 HOMICIDES**



**2017  
HOMICIDE BREAKDOWN  
YEAR TO DATE**

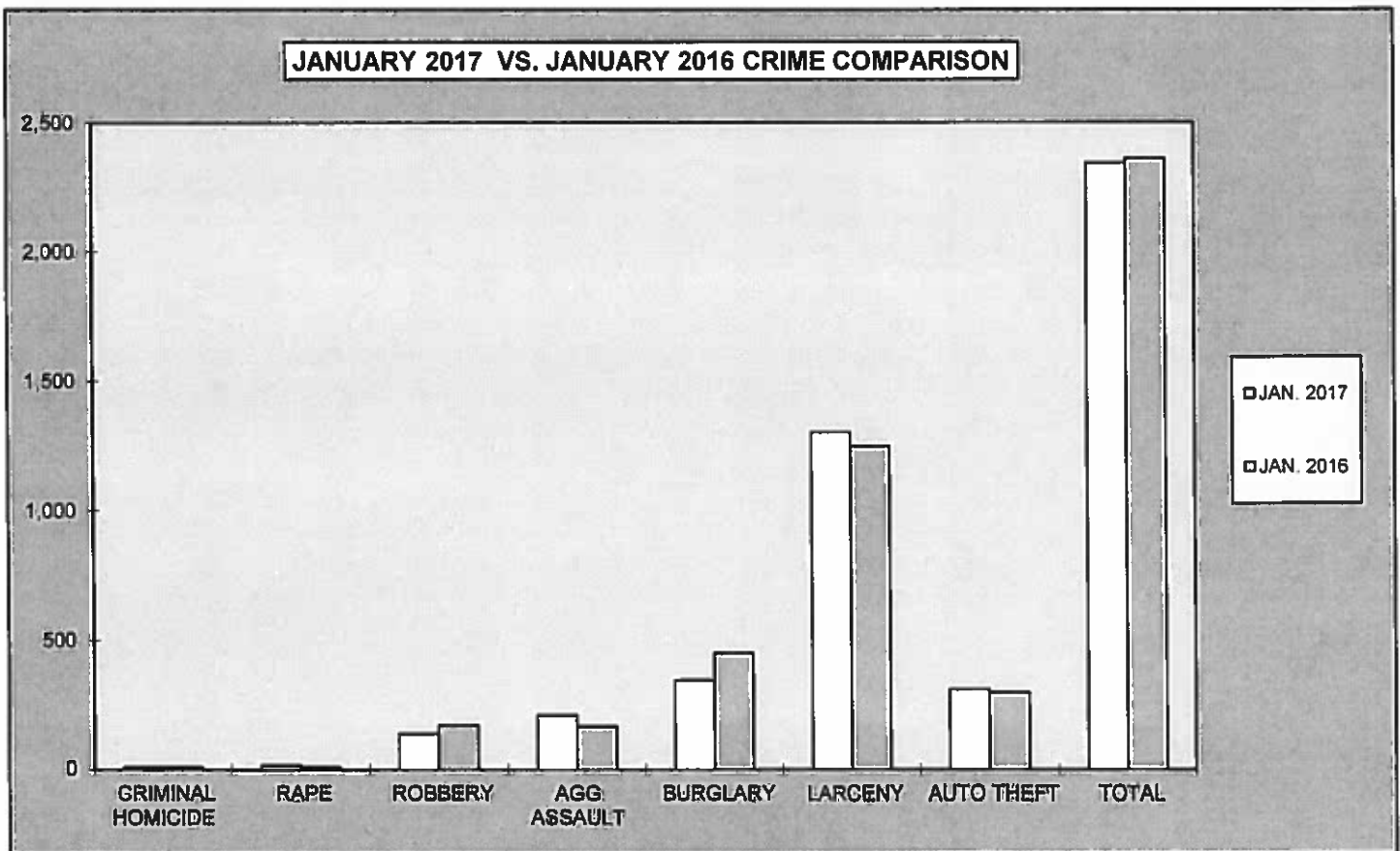
JANUARY							
MONTH	ACTUAL	DOMESTIC	%	STRANGERS *	%	ACQUAINTANCE	%
JANUARY	11	1	9%	6	55%	4	36%
FEBRUARY							
MARCH							
APRIL							
MAY							
JUNE							
JULY							
AUGUST							
SEPTEMBER							
OCTOBER							
NOVEMBER							
DECEMBER							
<b>TOTAL</b>	<b>11</b>	<b>1</b>	<b>9%</b>	<b>6</b>	<b>55%</b>	<b>4</b>	<b>36%</b>



\* UNKNOWN INCLUDED IN WITH STRANGERS

**2017  
MONTHLY CRIME COMPARISON**

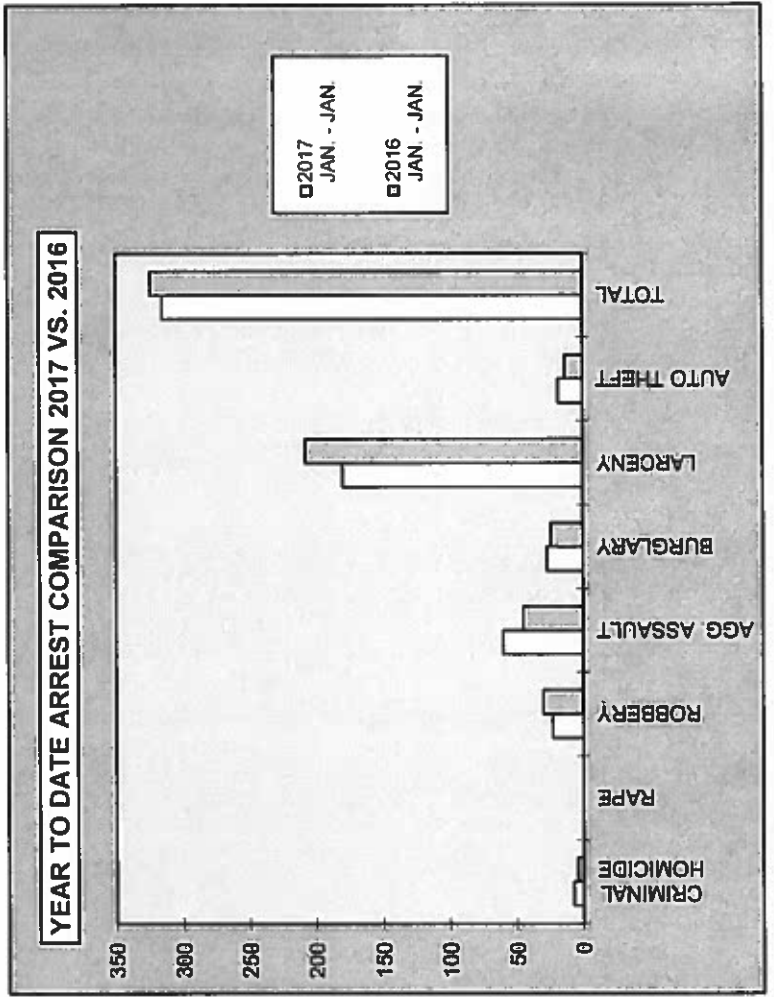
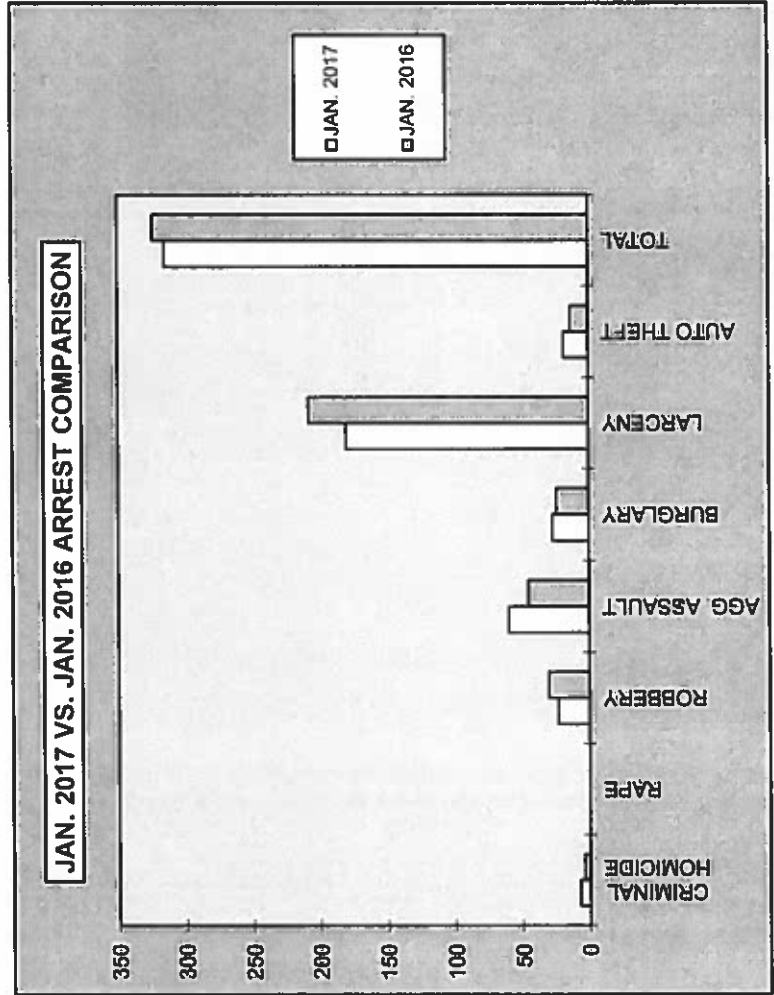
CRIME	JAN. 2017	JAN. 2016	# DIFFERENCE	% DIFFERENCE
CRIMINAL HOMICIDE	11	9	2	22%
RAPE	17	9	8	89%
ROBBERY	141	172	-31	-18%
AGG. ASSAULT	213	170	43	25%
BURGLARY	347	451	-104	-23%
RESIDENCE	254	351	-97	-28%
NON-RESIDENCE	93	100	-7	-7%
LARCENY	1,303	1,249	54	4%
POCKETPICKING	10	8	2	25%
PURSE SNATCHING	16	22	-6	-27%
SHOPLIFTING	210	243	-33	-14%
FROM MOTOR VEHICLES	693	618	75	12%
MOTOR VEH. PARTS/ACCESSORIES	67	83	-16	-19%
BICYCLES	18	22	-4	-18%
FROM BUILDINGS	104	108	-4	-4%
FROM COIN OPERATED MACHINES	1	3	-2	-67%
ALL OTHER	184	142	42	30%
AUTO THEFT	311	300	11	4%
<b>TOTAL</b>	<b>2,343</b>	<b>2,360</b>	<b>-17</b>	<b>-1%</b>



2017  
ARREST COMPARISON

JANUARY ARREST COMPARISON				
CRIME	JAN. 2017	JAN. 2016	# DIFFERENCE	% DIFFERENCE
CRIMINAL HOMICIDE	7	4	3	75%
RAPE	0	0	0	0%
ROBBERY	23	30	-7	-23%
AGG. ASSAULT	60	45	15	33%
BURGLARY	27	24	3	13%
LARCENY	180	208	-28	-13%
AUTO THEFT	18	13	5	38%
<b>TOTAL</b>	<b>315</b>	<b>324</b>	<b>-9</b>	<b>-3%</b>

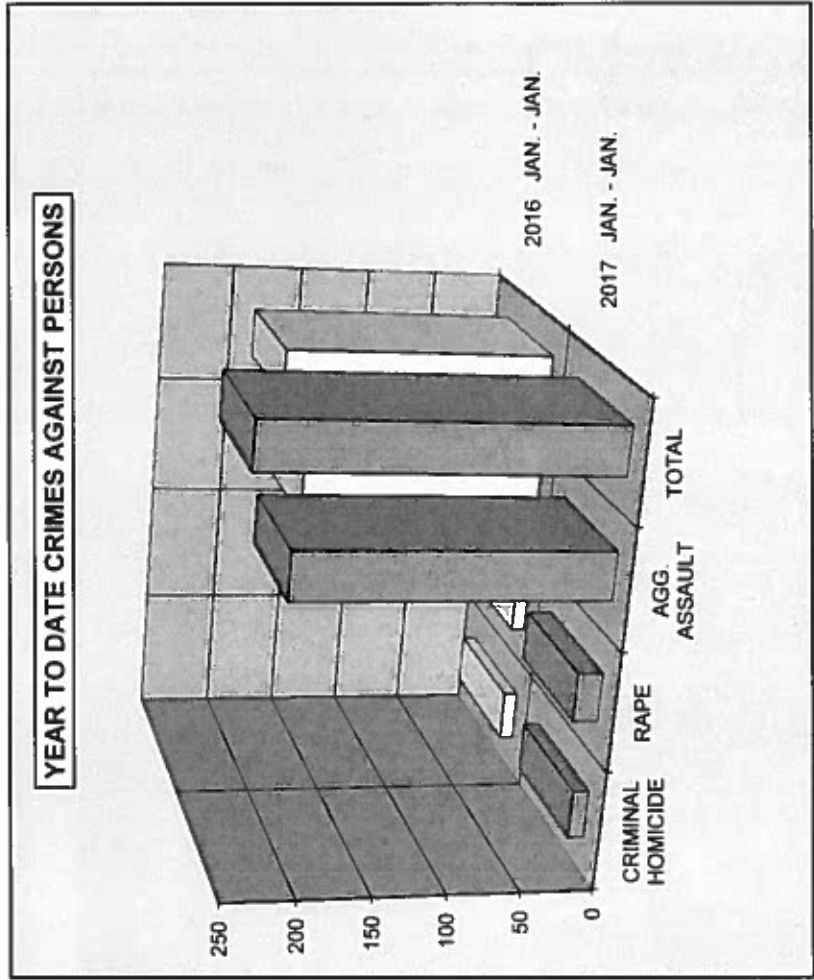
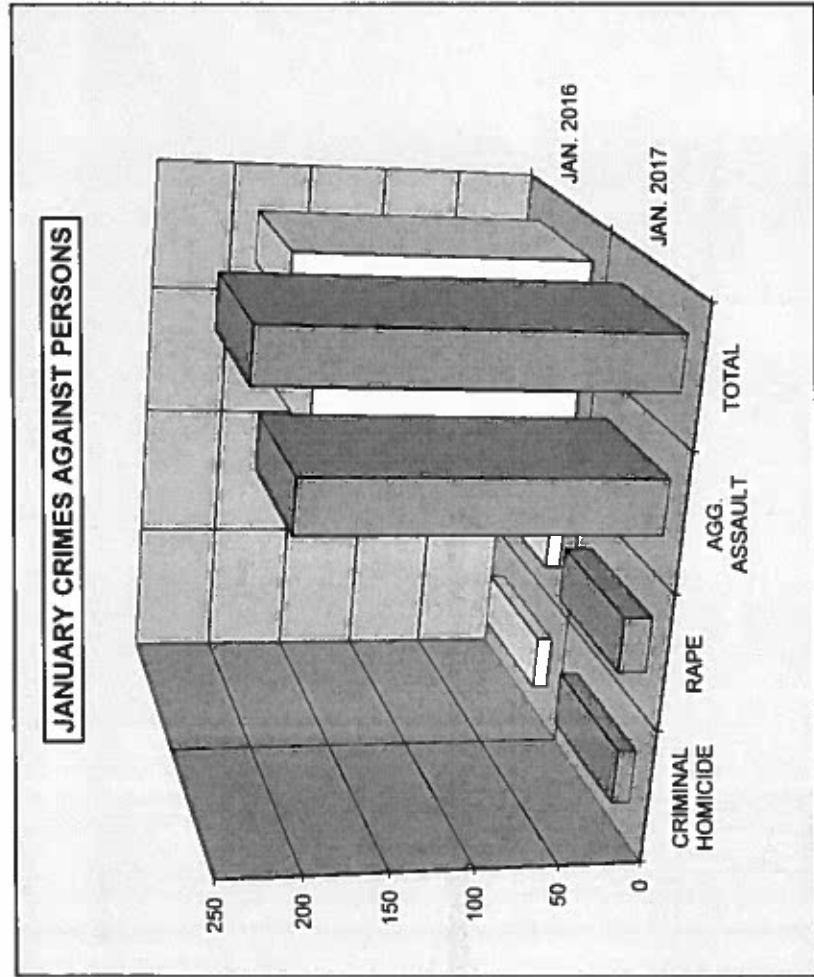
FIRST MONTH ARREST COMPARISON				
CRIME	2017 JAN. - JAN.	2016 JAN. - JAN.	# DIFFERENCE	% DIFFERENCE
CRIMINAL HOMICIDE	7	4	3	75%
RAPE	0	0	0	0%
ROBBERY	23	30	-7	-23%
AGG. ASSAULT	60	45	15	33%
BURGLARY	27	24	3	13%
LARCENY	180	208	-28	-13%
AUTO THEFT	18	13	5	38%
<b>TOTAL</b>	<b>315</b>	<b>324</b>	<b>-9</b>	<b>-3%</b>



**2017  
CRIME COMPARISON  
CRIMES AGAINST PERSONS**

JANUARY				
CRIME	JAN. 2017	JAN. 2016	# DIFFERENCE	% DIFFERENCE
CRIMINAL HOMICIDE	11	9	2	22%
RAPE	17	9	8	89%
AGG. ASSAULT	213	170	43	25%
<b>TOTAL</b>	<b>241</b>	<b>188</b>	<b>53</b>	<b>28%</b>

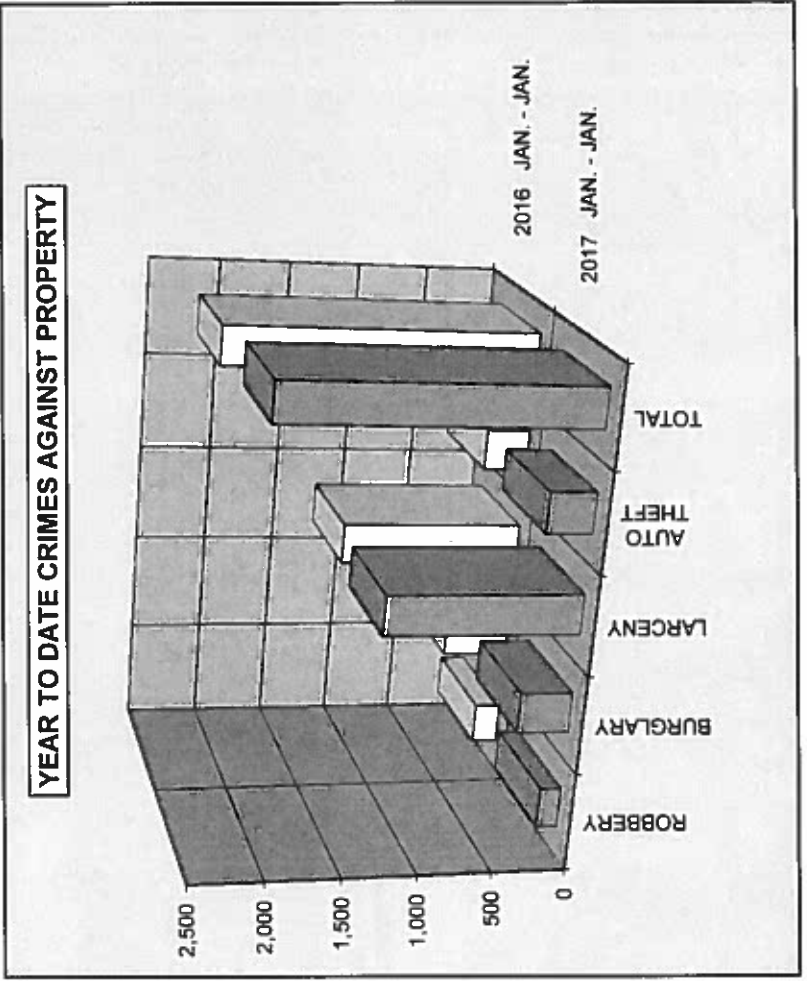
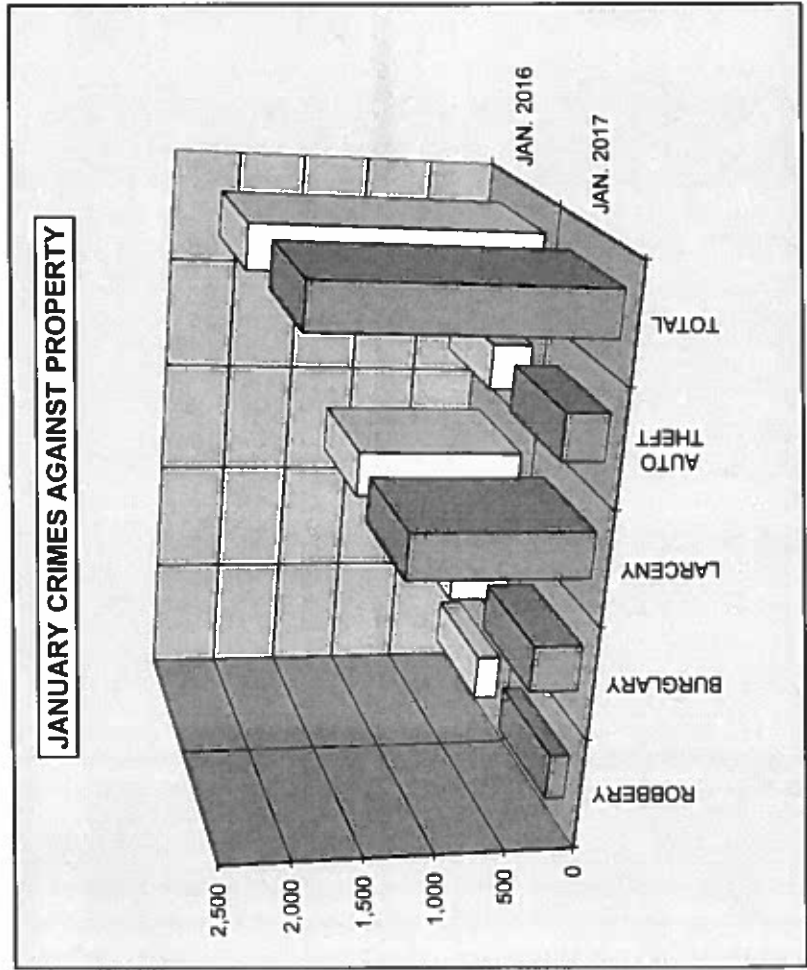
FIRST MONTH				
CRIME	2017 JAN. - JAN.	2016 JAN. - JAN.	# DIFFERENCE	% DIFFERENCE
CRIMINAL HOMICIDE	11	9	2	22%
RAPE	17	9	8	89%
AGG. ASSAULT	213	170	43	25%
<b>TOTAL</b>	<b>241</b>	<b>188</b>	<b>53</b>	<b>28%</b>



**2017  
CRIME COMPARISON  
CRIMES AGAINST PROPERTY**

JANUARY					
CRIME	JAN 2017	JAN 2016	# DIFFERENCE	% DIFFERENCE	
ROBBERY	141	172	-31	-18%	
BURGLARY	347	451	-104	-23%	
LARCENY	1,303	1,249	54	4%	
AUTO THEFT	311	300	11	4%	
<b>TOTAL</b>	<b>2,102</b>	<b>2,172</b>	<b>-70</b>	<b>-3%</b>	

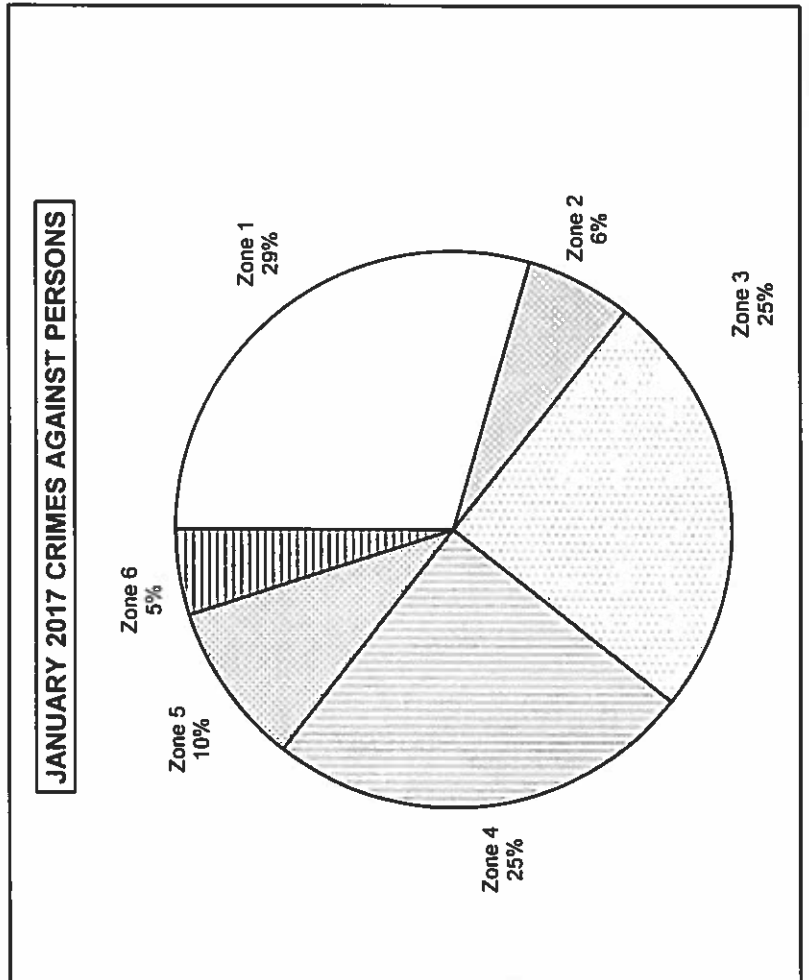
FIRST MONTH					
CRIME	2017 JAN - JAN	2016 JAN - JAN	# DIFFERENCE	% DIFFERENCE	
ROBBERY	141	172	-31	-18%	
BURGLARY	347	451	-104	-23%	
LARCENY	1,303	1,249	54	4%	
AUTO THEFT	311	300	11	4%	
<b>TOTAL</b>	<b>2,102</b>	<b>2,172</b>	<b>-70</b>	<b>-3%</b>	



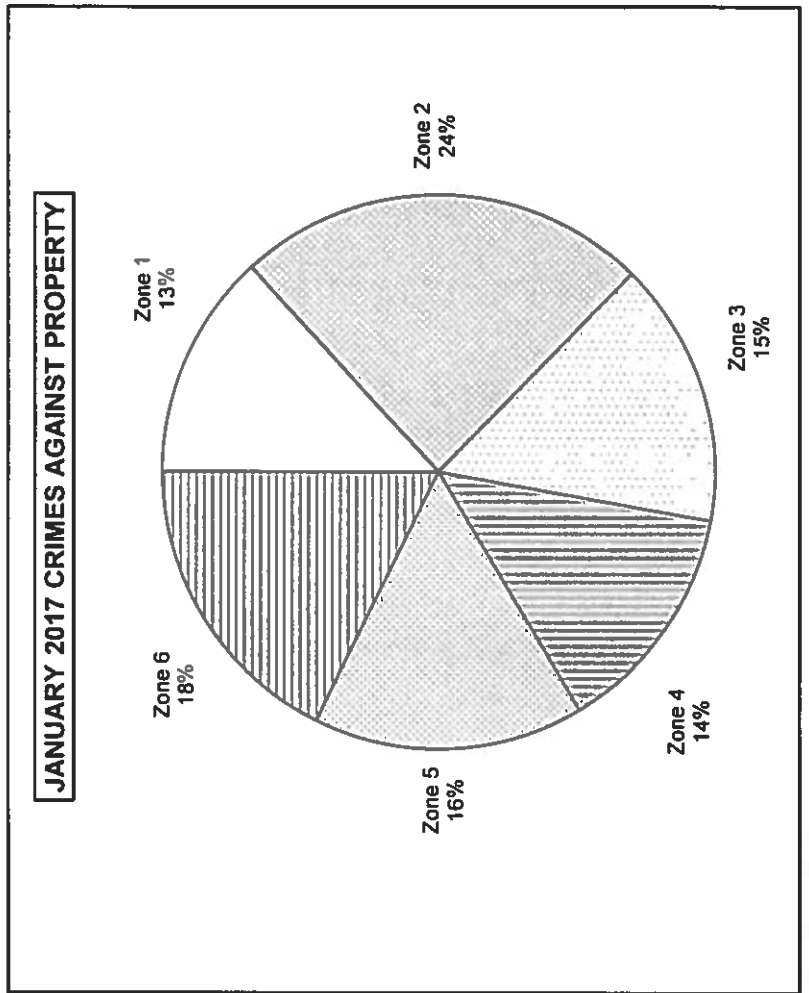


**2017  
AREA BREAKDOWN  
CRIMES AGAINST PERSONS AND PROPERTY**

JANUARY 2017 CRIMES AGAINST PERSONS BY ZONE						
CRIME	Zone 1	Zone 2	Zone 3	Zone 4	Zone 5	Zone 6
CRIMINAL HOMICIDE	3	1	0	3	3	1
RAPE	6	2	5	2	1	1
AGG. ASSAULT	62	12	55	55	19	10
<b>TOTAL CRIMES AGAINST PERSONS</b>	<b>71</b>	<b>15</b>	<b>60</b>	<b>60</b>	<b>23</b>	<b>12</b>

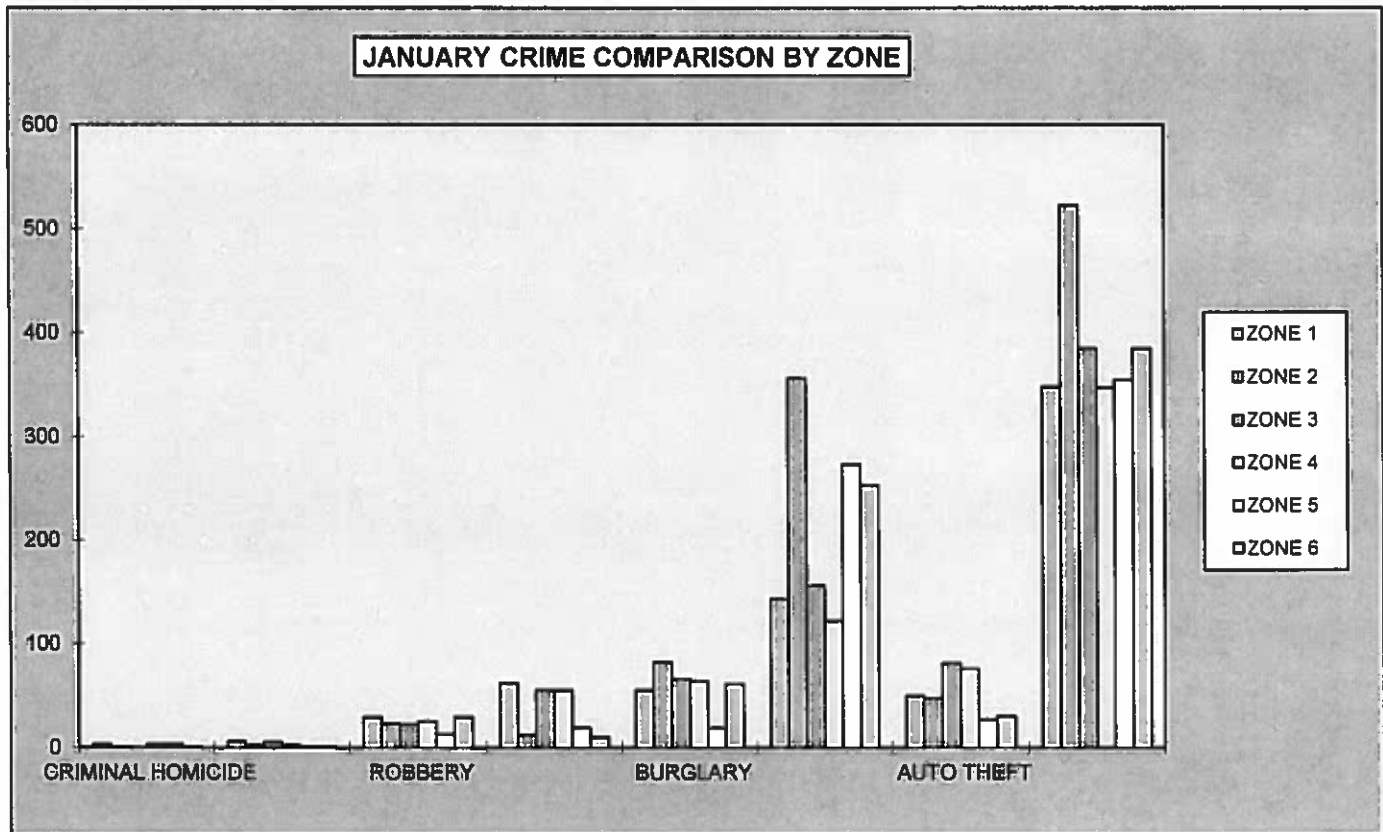


JANUARY 2017 CRIMES AGAINST PROPERTY BY ZONE						
CRIME	Zone 1	Zone 2	Zone 3	Zone 4	Zone 5	Zone 6
ROBBERY	29	23	22	25	13	29
BURGLARY	55	82	66	64	19	61
LARCENY	143	356	156	122	273	253
AUTO THEFT	50	47	81	76	27	30
<b>TOTAL CRIMES AGAINST PROPERTY</b>	<b>277</b>	<b>508</b>	<b>325</b>	<b>287</b>	<b>332</b>	<b>373</b>



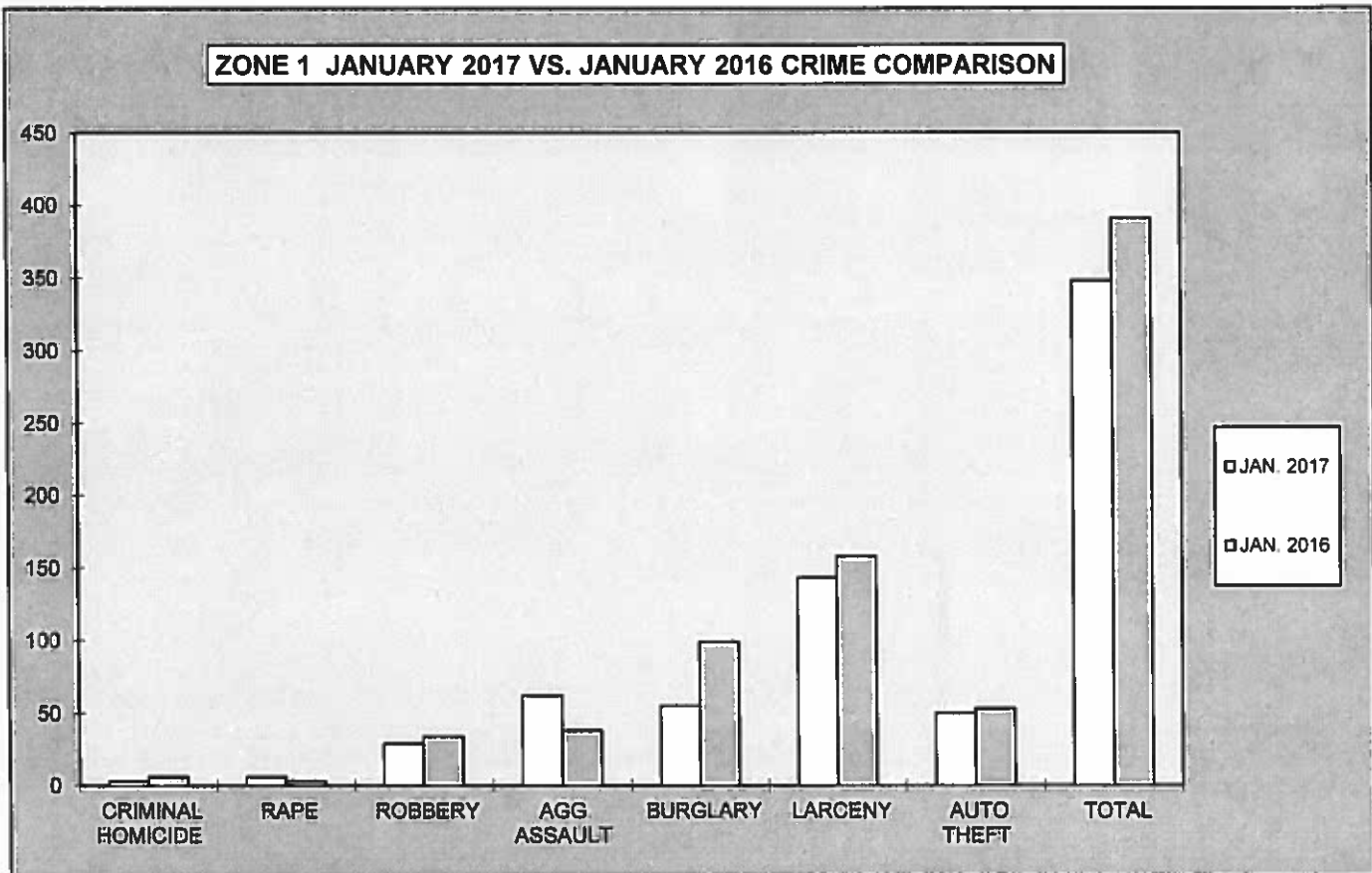
**2017  
AREA BREAKDOWN**

<b>JANUARY CRIME COMPARISON BY ZONE</b>						
<b>CRIME</b>	<b>ZONE 1</b>	<b>ZONE 2</b>	<b>ZONE 3</b>	<b>ZONE 4</b>	<b>ZONE 5</b>	<b>ZONE 6</b>
CRIMINAL HOMICIDE	3	1	0	3	3	1
RAPE	6	2	5	2	1	1
ROBBERY	29	23	22	25	13	29
AGG. ASSAULT	62	12	55	55	19	10
BURGLARY	55	82	66	64	19	61
RESIDENCE	47	47	50	57	10	43
NON-RESIDENCE	8	35	16	7	9	18
LARCENY	143	356	156	122	273	253
POCKETPICKING	1	4	1	0	3	1
PURSE SNATCHING	5	1	2	4	4	0
SHOPLIFTING	14	104	7	19	19	47
FROM MOTOR VEHICLES	60	170	93	58	171	141
MOTOR VEH. PARTS/ACCESSORIES	17	13	14	12	4	7
BICYCLES	0	2	0	3	5	8
FROM BUILDINGS	13	32	3	6	35	15
FROM COIN OPERATED MACHINES	1	0	0	0	0	0
ALL OTHER	32	30	36	20	32	34
AUTO THEFT	50	47	81	76	27	30
<b>TOTAL</b>	<b>348</b>	<b>523</b>	<b>385</b>	<b>347</b>	<b>355</b>	<b>385</b>



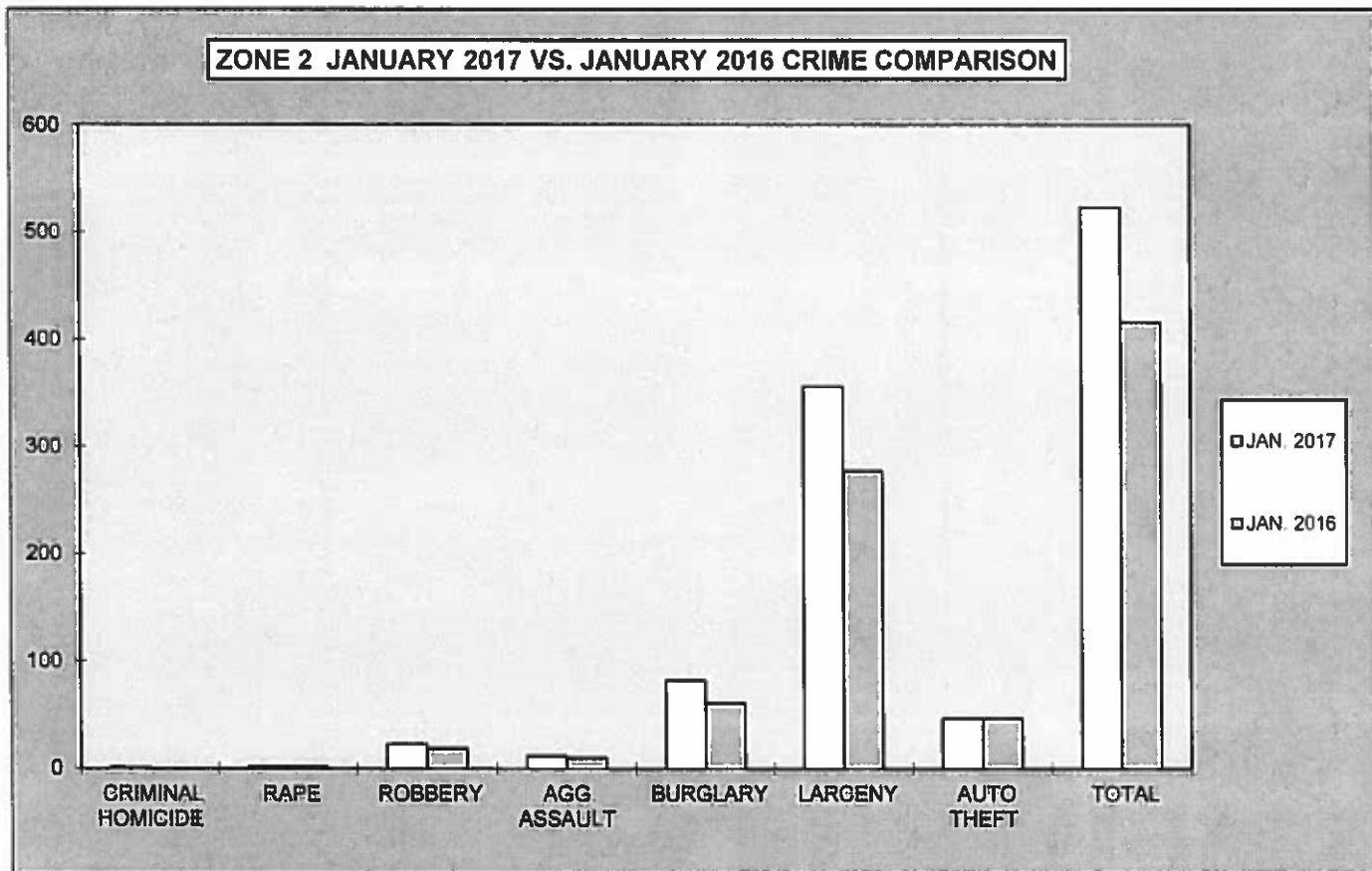
**2017  
MONTHLY CRIME COMPARISON**

<b>ZONE 1</b>				
<b>CRIME</b>	<b>JAN. 2017</b>	<b>JAN. 2016</b>	<b># DIFFERENCE</b>	<b>% DIFFERENCE</b>
CRIMINAL HOMICIDE	3	6	-3	-50%
RAPE	6	3	3	100%
ROBBERY	29	34	-5	-15%
AGG. ASSAULT	62	38	24	63%
BURGLARY	55	99	-44	-44%
RESIDENCE	47	90	-43	-48%
NON-RESIDENCE	8	9	-1	-11%
LARCENY	143	158	-15	-9%
POCKETPICKING	1	1	0	0%
PURSE SNATCHING	5	3	2	67%
SHOPLIFTING	14	31	-17	-55%
FROM MOTOR VEHICLES	60	65	-5	-8%
MOTOR VEH. PARTS/ACCESSORIES	17	24	-7	-29%
BICYCLES	0	1	-1	-100%
FROM BUILDINGS	13	10	3	30%
FROM COIN OPERATED MACHINES	1	0	1	100%
ALL OTHER	32	23	9	39%
AUTO THEFT	50	53	-3	-6%
<b>TOTAL</b>	<b>348</b>	<b>391</b>	<b>-43</b>	<b>-11%</b>



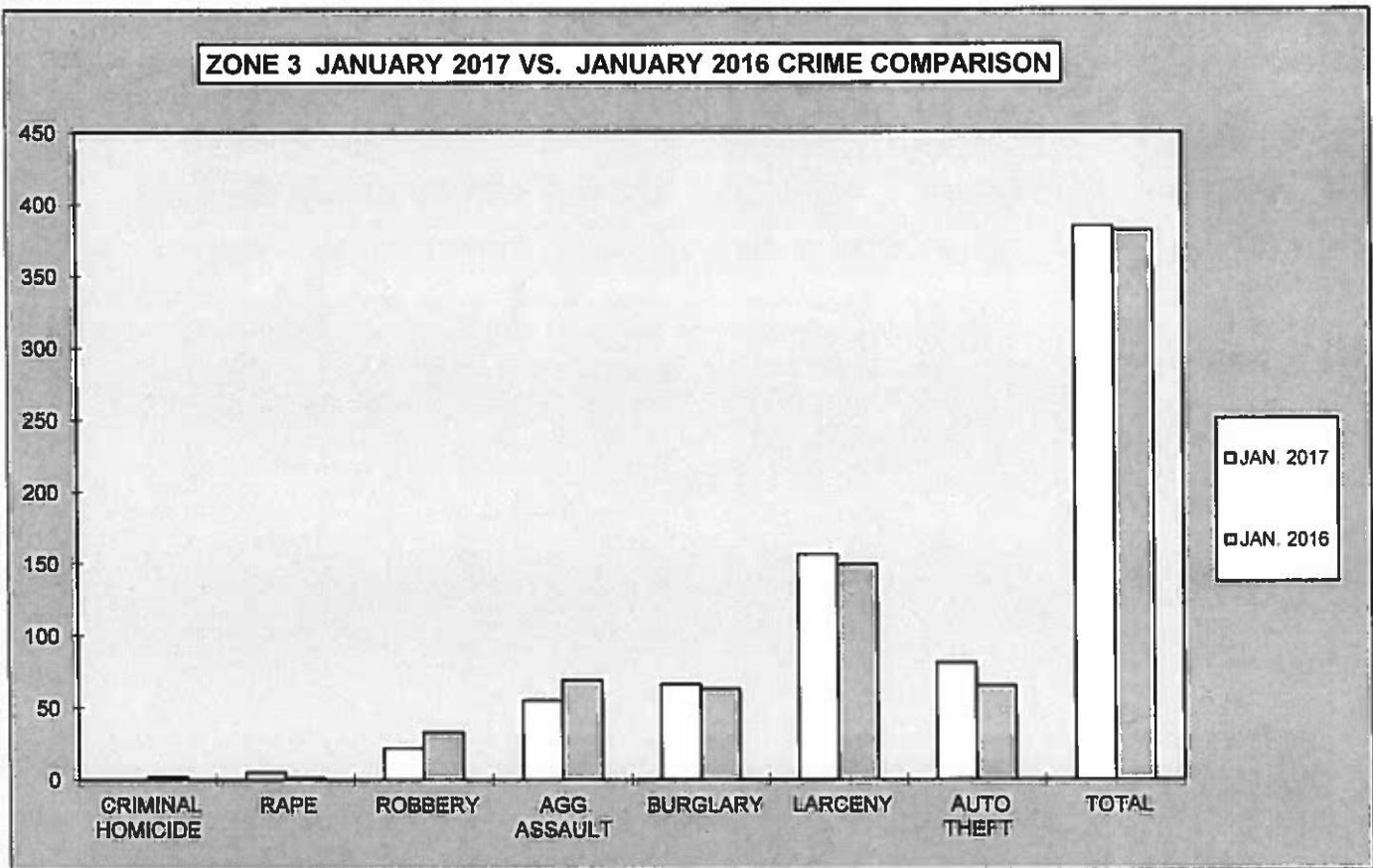
**2017  
MONTHLY CRIME COMPARISON**

<b>ZONE 2</b>				
<b>CRIME</b>	<b>JAN. 2017</b>	<b>JAN. 2016</b>	<b># DIFFERENCE</b>	<b>% DIFFERENCE</b>
CRIMINAL HOMICIDE	1	0	1	100%
RAPE	2	2	0	0%
ROBBERY	23	19	4	21%
AGG. ASSAULT	12	10	2	20%
BURGLARY	82	61	21	34%
RESIDENCE	47	36	11	31%
NON-RESIDENCE	35	25	10	40%
LARCENY	356	277	79	29%
POCKETPICKING	4	2	2	100%
PURSE SNATCHING	1	2	-1	-50%
SHOPLIFTING	104	102	2	2%
FROM MOTOR VEHICLES	170	112	58	52%
MOTOR VEH. PARTS/ACCESSORIES	13	12	1	8%
BICYCLES	2	0	2	100%
FROM BUILDINGS	32	23	9	39%
FROM COIN OPERATED MACHINES	0	0	0	0%
ALL OTHER	30	24	6	25%
AUTO THEFT	47	47	0	0%
<b>TOTAL</b>	<b>523</b>	<b>416</b>	<b>107</b>	<b>26%</b>



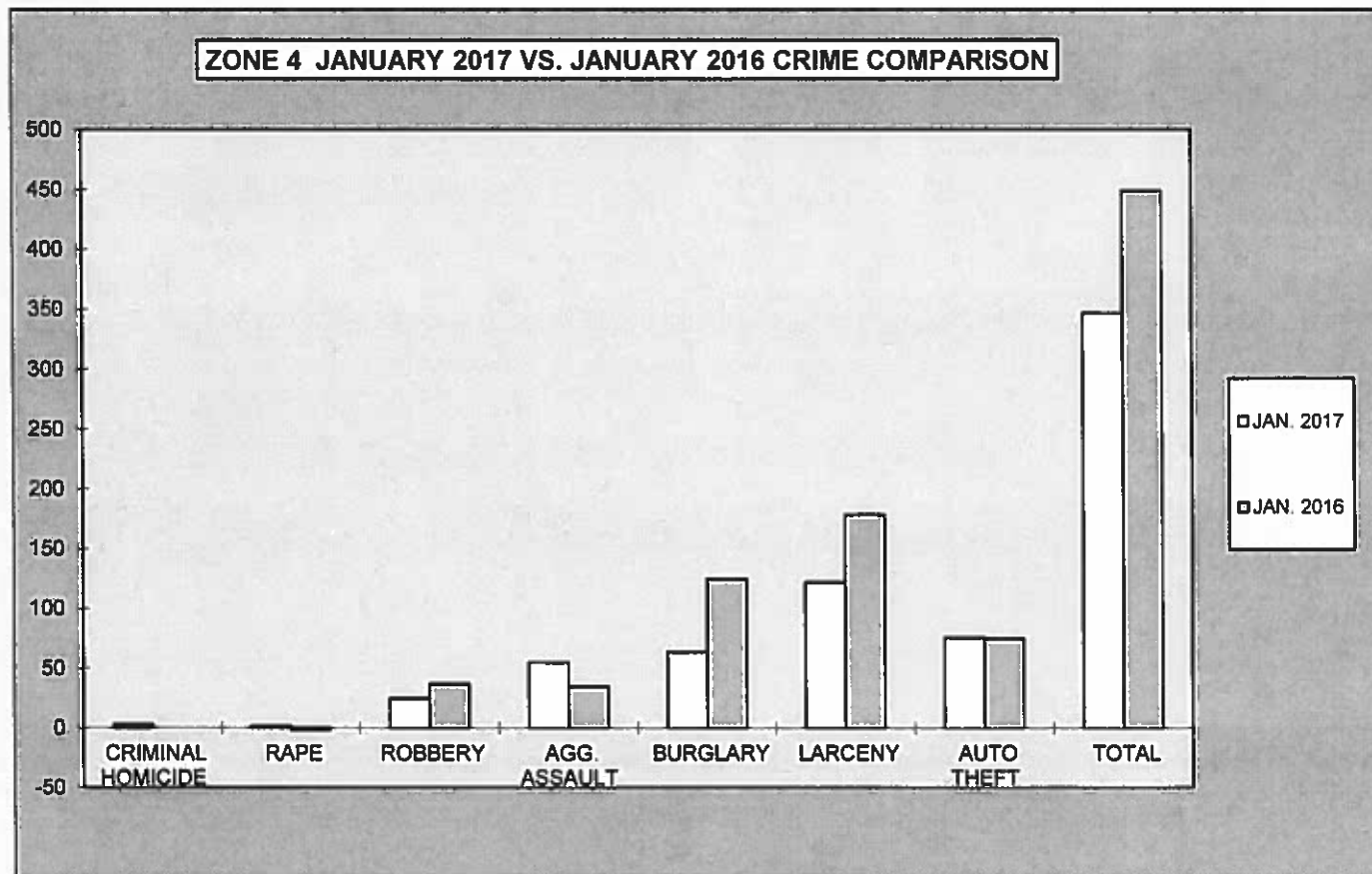
**2017  
MONTHLY CRIME COMPARISON**

<b>ZONE 3</b>				
<b>CRIME</b>	<b>JAN. 2017</b>	<b>JAN. 2016</b>	<b># DIFFERENCE</b>	<b>% DIFFERENCE</b>
CRIMINAL HOMICIDE	0	2	-2	-100%
RAPE	5	1	4	400%
ROBBERY	22	33	-11	-33%
AGG. ASSAULT	55	69	-14	-20%
BURGLARY	66	63	3	5%
RESIDENCE	50	55	-5	-9%
NON-RESIDENCE	16	8	8	100%
LARCENY	156	149	7	5%
POCKETPICKING	1	1	0	0%
PURSE SNATCHING	2	3	-1	-33%
SHOPLIFTING	7	22	-15	-68%
FROM MOTOR VEHICLES	93	74	19	26%
MOTOR VEH. PARTS/ACCESSORIES	14	14	0	0%
BICYCLES	0	0	0	0%
FROM BUILDINGS	3	11	-8	-73%
FROM COIN OPERATED MACHINES	0	2	-2	-100%
ALL OTHER	36	22	14	64%
AUTO THEFT	81	65	16	25%
<b>TOTAL</b>	<b>385</b>	<b>382</b>	<b>3</b>	<b>1%</b>



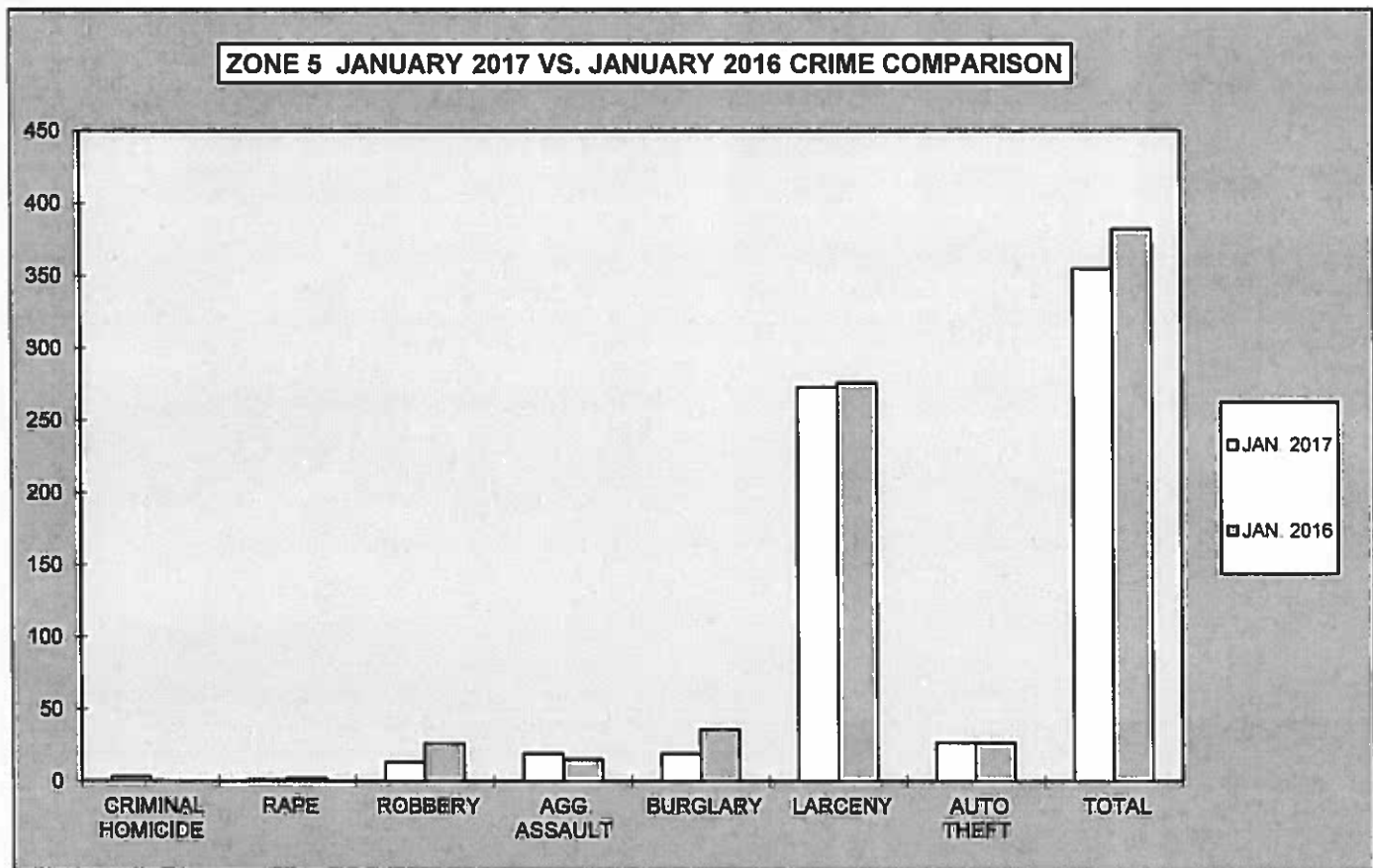
**2017  
MONTHLY CRIME COMPARISON**

<b>ZONE 4</b>				
<b>CRIME</b>	<b>JAN. 2017</b>	<b>JAN. 2016</b>	<b># DIFFERENCE</b>	<b>% DIFFERENCE</b>
CRIMINAL HOMICIDE	3	0	3	100%
RAPE	2	-2	4	200%
ROBBERY	25	37	-12	-32%
AGG. ASSAULT	55	35	20	57%
BURGLARY	64	125	-61	-49%
RESIDENCE	57	102	-45	-44%
NON-RESIDENCE	7	23	-16	-70%
LARCENY	122	179	-57	-32%
POCKETPICKING	0	0	0	0%
PURSE SNATCHING	4	6	-2	-33%
SHOPLIFTING	19	27	-8	-30%
FROM MOTOR VEHICLES	58	86	-28	-33%
MOTOR VEH. PARTS/ACCESSORIES	12	15	-3	-20%
BICYCLES	3	2	1	50%
FROM BUILDINGS	6	11	-5	-45%
FROM COIN OPERATED MACHINES	0	0	0	0%
ALL OTHER	20	32	-12	-38%
AUTO THEFT	76	75	1	1%
<b>TOTAL</b>	<b>347</b>	<b>449</b>	<b>-102</b>	<b>-23%</b>



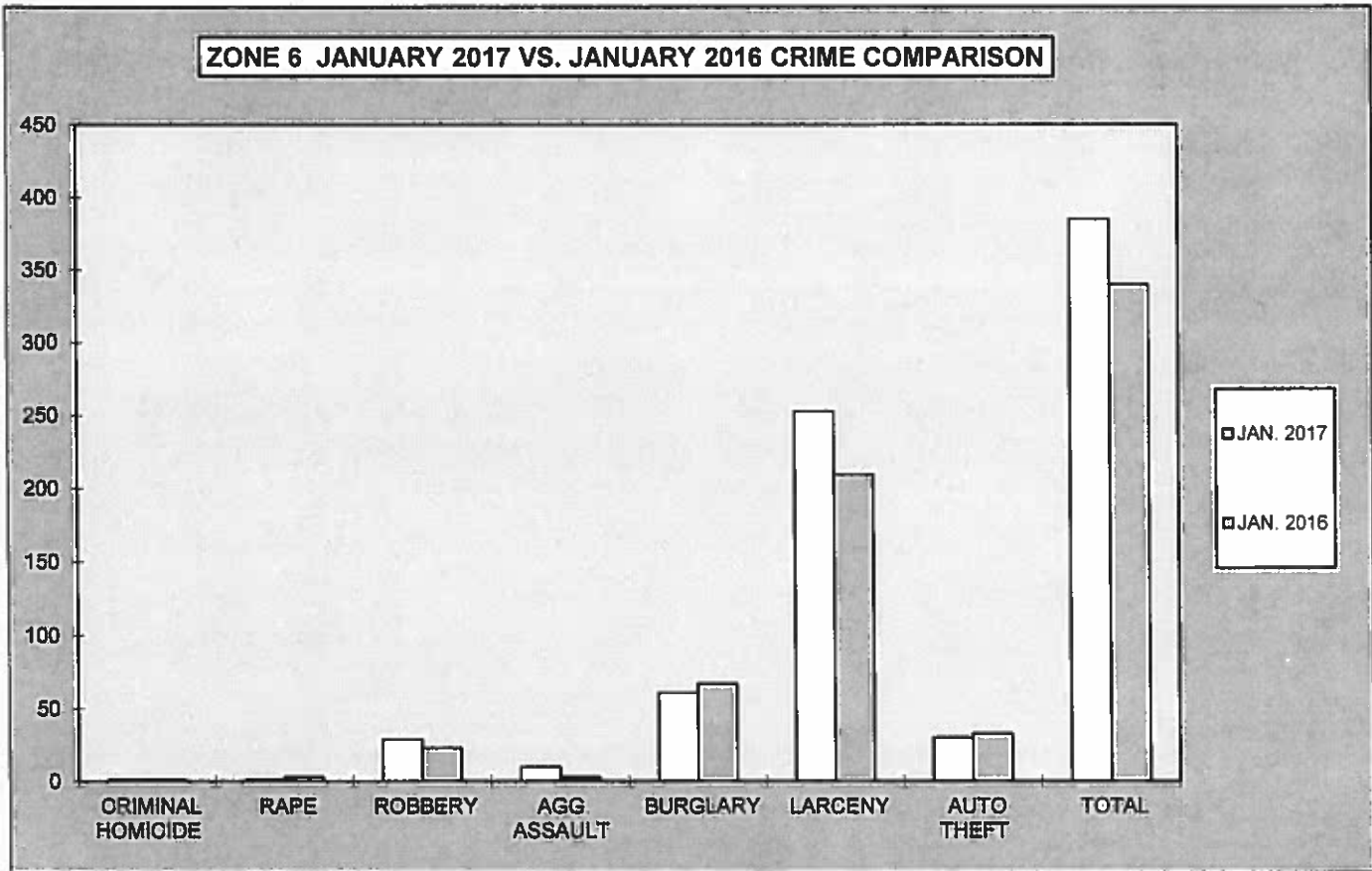
**2017  
MONTHLY CRIME COMPARISON**

<b>ZONE 5</b>				
<b>CRIME</b>	<b>JAN. 2017</b>	<b>JAN. 2016</b>	<b># DIFFERENCE</b>	<b>% DIFFERENCE</b>
CRIMINAL HOMICIDE	3	0	3	100%
RAPE	1	2	-1	-50%
ROBBERY	13	26	-13	-50%
AGG. ASSAULT	19	15	4	27%
BURGLARY	19	36	-17	-47%
RESIDENCE	10	18	-8	-44%
NON-RESIDENCE	9	18	-9	-50%
LARCENY	273	276	-3	-1%
POCKETPICKING	3	3	0	0%
PURSE SNATCHING	4	5	-1	-20%
SHOPLIFTING	19	19	0	0%
FROM MOTOR VEHICLES	171	160	11	7%
MOTOR VEH. PARTS/ACCESSORIES	4	10	-6	-60%
BICYCLES	5	13	-8	-62%
FROM BUILDINGS	35	37	-2	-5%
FROM COIN OPERATED MACHINES	0	1	-1	-100%
ALL OTHER	32	28	4	14%
AUTO THEFT	27	27	0	0%
<b>TOTAL</b>	<b>355</b>	<b>382</b>	<b>-27</b>	<b>-7%</b>



**2017  
MONTHLY CRIME COMPARISON**

<b>ZONE 6</b>				
<b>CRIME</b>	<b>JAN. 2017</b>	<b>JAN. 2016</b>	<b># DIFFERENCE</b>	<b>% DIFFERENCE</b>
CRIMINAL HOMICIDE	1	1	0	0%
RAPE	1	3	-2	-67%
ROBBERY	29	23	6	26%
AGG. ASSAULT	10	3	7	233%
BURGLARY	61	67	-6	-9%
RESIDENCE	43	50	-7	-14%
NON-RESIDENCE	18	17	1	6%
LARCENY	253	210	43	20%
POCKETPICKING	1	1	0	0%
PURSE SNATCHING	0	3	-3	-100%
SHOPLIFTING	47	42	5	12%
FROM MOTOR VEHICLES	141	121	20	17%
MOTOR VEH. PARTS/ACCESSORIES	7	8	-1	-13%
BICYCLES	8	6	2	33%
FROM BUILDINGS	15	16	-1	-6%
FROM COIN OPERATED MACHINES	0	0	0	0%
ALL OTHER	34	13	21	162%
AUTO THEFT	30	33	-3	-9%
<b>TOTAL</b>	<b>385</b>	<b>340</b>	<b>45</b>	<b>13%</b>

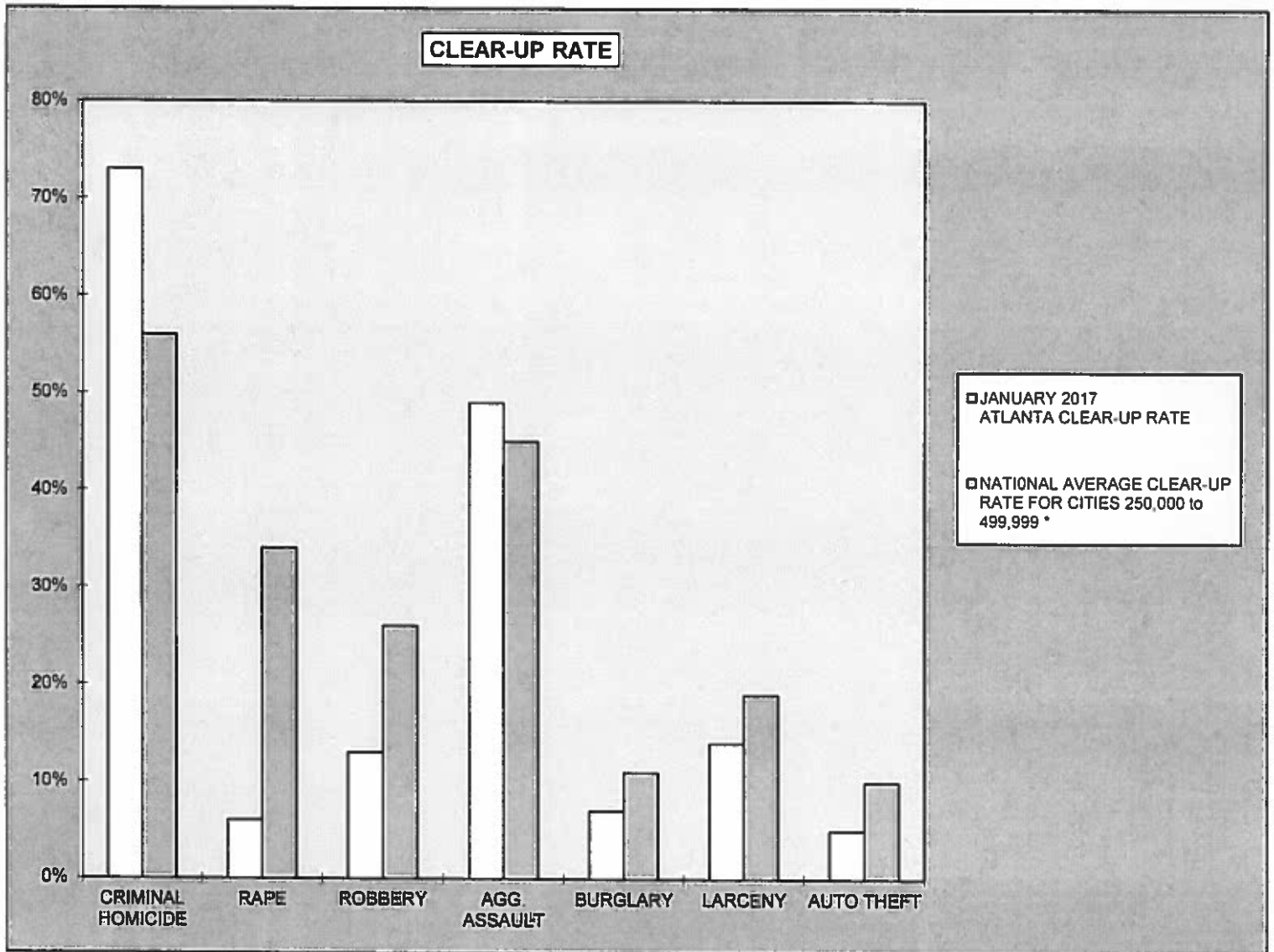




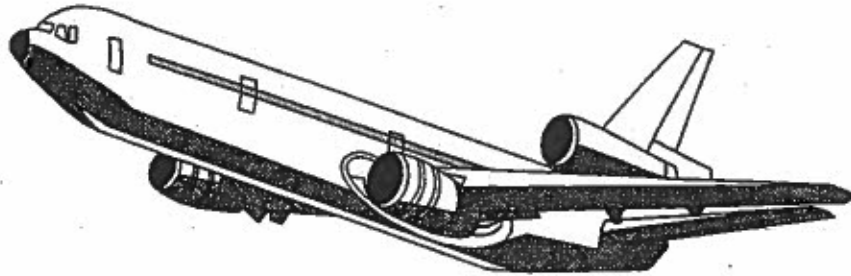
**2017  
CRIME COMPARISON  
CLEAR-UP RATE**

<b>CRIME</b>	<b>JANUARY 2017 ATLANTA CLEAR-UP RATE</b>	<b>NATIONAL AVERAGE CLEAR-UP RATE FOR CITIES 250,000 to 499,999 *</b>
CRIMINAL HOMICIDE	73%	56%
RAPE	6%	34%
ROBBERY	13%	26%
AGG. ASSAULT	49%	45%
BURGLARY	7%	11%
LARCENY	14%	19%
AUTO THEFT	5%	10%

\* National Average for Cities 250,000 to 499,999 Based on Latest Annual (2015) FBI Uniform Crime Report



# APD



The Atlanta Airport  
UNIFORM CRIME REPORTING



JANUARY 2017

SUPPORT SERVICES DIVISION  
INFORMATION SERVICES SECTION

**RETURN A - MONTHLY RETURN OF OFFENSES KNOWN TO THE POLICE**

This report is authorized by law Title 28, Section 534, U. S. Code. While you are not required to respond, your cooperation in forwarding this report by the 7th day after the close of the month to Uniform Crime Reports, Federal Bureau of Investigation, Washington, D.C. 20535, will assist in compiling comprehensive, accurate national crime figures on a timely basis.

1-720b (Rev. 8-30-94)  
OMB No. 1110-0001

1	2	3	4	5	6
CLASSIFICATION OF OFFENSES	OFFENSES REPORTED OR KNOWN TO POLICE (INCLUDE "UNFOUNDED" AND ATTEMPTS)	UNFOUNDED, I.E. FALSE OR BASELESS COMPLAINTS	NUMBER OF ACTUAL OFFENSES (COLUMN 2 MINUS COLUMN 3) INCLUDE ATTEMPTS	TOTAL OFFENSES CLEARED BY ARREST OR EXCEPTIONAL MEANS (INCLUDES COL. 6)	NUMBER OF CLEARANCES INVOLVING ONLY PERSONS UNDER 18 YEARS OF AGE
1. CRIMINAL HOMICIDE					
a. MURDER AND NONNEGUGENT HOMICIDE	0	0	0	0	0
b. MANSLAUGHTER BY NEGLIGENCE					
2. FORCIBLE RAPE TOTAL	1	0	1	1	0
a. Rape by Force	1	0	1	1	0
b. Attempts to commit Forcible Rape	0	0	0	0	0
3. ROBBERY TOTAL	0	0	0	0	0
a. Firearm	0	0	0	0	0
b. Knife or Cutting Instrument	0	0	0	0	0
c. Other Dangerous Weapon	0	0	0	0	0
d. Strong-Arm (Hands, Fists, Feet, etc.)	0	0	0	0	0
4. ASSAULT TOTAL	8	0	8	3	0
a. Firearm	0	0	0	0	0
b. Knife or cutting instrument	0	0	0	0	0
c. Other Dangerous Weapon	0	0	0	0	0
d. Strong-Arm	0	0	0	0	0
e. Other Assaults - Simple, Not Aggravated	8	0	8	3	0
5. BURGLARY TOTAL	0	0	0	0	0
a. Forcible Entry	0	0	0	0	0
b. Unlawful Entry - No Force	0	0	0	0	0
c. Attempted Forcible Entry	0	0	0	0	0
6. LARCENY THEFT TOTAL (except Motor Vehicle Theft)	34	0	34	2	0
7. MOTOR VEHICLE THEFT TOTAL	17	0	17	4	0
a. Autos	17	0	17	4	0
b. Trucks and Buses	0	0	0	0	0
c. Other Vehicles	0	0	0	0	0
<b>GRAND TOTAL</b>	<b>60</b>	<b>0</b>	<b>60</b>	<b>10</b>	<b>0</b>

CHECKING ANY OF THE APPROPRIATE BLOCKS BELOW WILL ELIMINATE YOUR NEED TO SUBMIT REPORTS WHEN THE VALUES ARE ZERO. THIS WILL ALSO AID THE NATIONAL PROGRAM IN ITS QUALITY CONTROL EFFORTS.

NO SUPPLEMENTARY HOMICIDE REPORT SUBMITTED SINCE NO MURDERS, JUSTIFIABLE HOMICIDES, OR MANSLAUGHTER BY NEGLIGENCE OCCURRED IN THIS JURISDICTION DURING THE MONTH.

NO SUPPLEMENT TO RETURN A REPORT SINCE NO CRIME OFFENSES OR RECOVERY OF PROPERTY REPORTED DURING THE MONTH.

NO LAW ENFORCEMENT OFFICERS KILLED OR ASSAULTED REPORT SINCE NONE OF THE OFFICERS WERE ASSAULTED OR KILLED DURING THE MONTH.

NO AGE, SEX, AND RACE OF PERSONS ARRESTED UNDER 18 YEARS OF AGE REPORT SINCE NO ARRESTS OF PERSONS WITHIN THIS AGE GROUP.

NO AGE, SEX, AND RACE OF PERSONS ARRESTED 18 YEARS OF AGE AND OVER REPORT SINCE NO ARRESTS OF PERSONS WITHIN THIS AGE GROUP.

NO MONTHLY RETURN OF ARSON OFFENSES KNOWN TO LAW ENFORCEMENT REPORT SINCE NO ARSONS OCCURRED.

DO NOT USE THIS SPACE

	INITIALS
RECORDED	
EDITED	
ENTERED	
ADJUSTED	
LINKED	

\* TOTALS INCLUDE PREVIOUS OFFENSES

JANUARY 2017

Month and Year of Report

GA 060240X

Agency Identifier

FEBRUARY 15, 2017

Date

ATLANTA AIRPORT POLICE - GEORGIA

Agency and State

LT Edwin And **LIEUTENANT**

Prepared By

Title

Chief E. Swetts

**CHIEF**

Chief, Commissioner, Sheriff, or Superintendent

## PROPERTY STOLEN BY CLASSIFICATION

CLASSIFICATION	DATA ENTRY	Number of Actual (Column 4	Offenses Return A)	Monetary Value of Property Stolen
1. MURDER AND NONNEGLIGENT MANSLAUGHTER	12		0	0.00
2. FORCIBLE RAPE	20		0	0.00
3. ROBBERY				
(a) HIGHWAY (streets, alleys, etc.)	31		0	0.00
(b) COMMERCIAL HOUSE (except c, d, and f)	32		0	0.00
(c) GAS OR SERVICE STATION	33		0	0.00
(d) CONVENIENCE STORE	34		0	0.00
(e) RESIDENCE (anywhere on premises)	35		0	0.00
(f) BANK	36		0	0.00
(g) MISCELLANEOUS	37		0	0.00
TOTAL ROBBERY	30		0	\$ 0.00
5. BURGLARY - BREAKING OR ENTERING				
(a) RESIDENCE (dwelling)				
(1) NIGHT (6 p.m. - 6 a.m.)	51		0	0.00
(2) DAY (6 a.m. - 6 p.m.)	52		0	0.00
(3) UNKNOWN	53		0	0.00
(b) NON-RESIDENCE (store, office, etc.)				
(1) NIGHT (6 p.m. - 6 a.m.)	54		0	0.00
(2) DAY (6 a.m. - 6 p.m.)	55		0	0.00
(3) UNKNOWN	56		0	0.00
TOTAL BURGLARY	50		0	\$ 0.00
6. LARCENY - THEFT (Except Motor Vehicle Theft)				
(a) \$200 AND OVER	61		9	8,735.00
(b) \$50 TO \$200	62		4	436.00
(c) UNDER \$50	63		21	77.00
TOTAL LARCENY (Same as Item 6X)	60		34	\$ 9,248.00
7. MOTOR VEHICLE THEFT (Include Alleged Joy Ride)	70		17	\$ 456,001.00
GRAND TOTAL - ALL ITEMS	77			\$ 465,249.00
<b>ADDITIONAL ANALYSIS OF LARCENY AND MOTOR VEHICLE THEFT</b>				
6X. NATURE OF LARCENIES UNDER ITEM 6				
(a) POCKET-PICKING	81		0	0.00
(b) PURSE-SNATCHING	82		0	0.00
(c) SHOPLIFTING	83		1	360.00
(d) FROM MOTOR VEHICLES (except e)	84		0	0.00
(e) MOTOR VEHICLE PARTS AND ACCESSORIES	85		2	30.00
(f) BICYCLES	86		1	180.00
(g) FROM BUILDING (except c and h)	87		4	900.00
(h) FROM ANY COIN-OPERATED MACHINES (parking meters, etc.)	88		0	0.00
(i) ALL OTHER	89		26	7,778.00
TOTAL LARCENIES (Same as Item 6)	80		34	\$ 9,248.00
7X. MOTOR VEHICLES RECOVERED				
(a) STOLEN LOCALLY AND RECOVERED LOCALLY	91		7	
(b) STOLEN LOCALLY AND RECOVERED BY OTHER JURISDICTIONS	92		0	
(c) TOTAL LOCALLY STOLEN MOTOR VEHICLES RECOVERED (a & b)	93		7	
(d) STOLEN IN OTHER JURISDICTIONS AND RECOVERED LOCALLY	90		4	

SUPPLEMENT TO RETURN A  
MONTHLY RETURN OF OFFENSES KNOWN TO THE POLICE

1-706 (Rev.8-30-94)  
Form Approved  
OMB No. 1110-0007

This report is authorized by law, Title 28, Section 534, U. S. Code. While you are not required to respond, your cooperation in submitting this report with the Return A will assist the FBI in compiling comprehensive, accurate figures on a timely basis.

This form deals with the nature of crime and the monetary value of property stolen and recovered. The total offenses recorded on the form should be the same as the number of actual offenses listed in Column 4 of the Return A for each crime class. Include attempted crimes on this form, but do not include unfounded offenses. If you cannot complete the report in all areas, please record as much information as is available. Tally sheets will be sent upon request.

PROPERTY BY TYPE AND VALUE

Type of Property (1)	Data Entry	Monetary Value of Property Stolen in Your Jurisdiction	
		Stolen (2)	Recovered (3)
(A) Currency, Notes, Etc.	01	\$ 956.00	\$ 0.00
(B) Jewelry and Precious Metals	02	2,787.00	0.00
(C) Clothing and Furs	03	2.00	0.00
(D) Locally Stolen Motor Vehicles	04	456,001.00	26,506.00
(E) Office Equipment	05	0.00	0.00
(F) Televisions, Radios, Stereos, Etc.	06	3,908.00	0.00
(G) Firearms	07	0.00	0.00
(H) Household Goods	08	0.00	0.00
(I) Consumable Goods	09	0.00	0.00
(J) Livestock	10	0.00	0.00
(K) Miscellaneous	11	1,595.00	0.00
<b>TOTAL</b>	<b>00</b>	<b>\$ 465,249.00</b>	<b>\$ 26,506.00</b>

The total of this column should agree with the Grand Total (DATA ENTRY 77) shown on page 2.

Include in this column all property recovered even though stolen in prior months. The above is an accounting for only that property stolen in your jurisdiction. This will include property recovered for you by other jurisdictions, but not property you recover for them.

FEBRUARY 15, 2017  
DATE

*Lt William Huff* LIEUTENANT  
PREPARED BY TITLE

*Chris E. Shields* CHIEF  
CHIEF, COMMISSIONER, SHERIFF OR SUPERINTENDENT

JANUARY 2017  
Month and Year of Report

GA 060240X  
Agency Identifier

ATLANTA AIRPORT POLICE - GEORGIA  
Agency and State



ATLANTA AIRPORT POLICE  
AGE, SEX, AND RACE OF PERSONS ARRESTED  
17 YEARS OF AGE AND OVER

MONTH JANUARY

YEAR 2017

CLASSIFICATION OF OFFENSES	SEX	AGE OF PERSON ARRESTED											RACE				ETHNIC												
		17	18	19	20	21	22	23	24	30	35	40	45	50	55	60	65	White	Black	Native Amer.	Asian/Pacific	Whl. Hispanic	Blck Hispanic						
		17	18	19	20	21	22	23	24	30	35	40	45	50	55	60	65	TOTAL	White	Black	Native Amer.	Asian/Pacific	Whl. Hispanic	Blck Hispanic					
16	M																												
Commercialized Vice	F																												
17	M																												
Sex Offenses (except Rape and Prostitution)	F																												
18	M	0	0	0	0	0	1	0	0	0	0	0	0	0	0	0	1												
Drug Abuse Violations	F	0	0	0	0	0	0	0	2	0	0	0	0	0	0	0	2												
Grand Total																													
180	M	0	0	0	0	0	0	0	0	0	0	0	0	0	0	0	0												
(1) Sale/Manufacturing Subtotal	F	0	0	0	0	0	0	0	0	0	0	0	0	0	0	0	0												
a	M																												
Opium or Cocaine and their derivatives	F																												
b	M																												
Marjuana	F																												
c	M																												
Synthetic Narcotics	F																												
d	M																												
Other Dangerous Non-Narcotic Drugs	F																												
185	M	0	0	0	0	0	1	0	0	0	0	0	0	0	0	0	1												
(2) Possession Subtotal	F	0	0	0	0	0	0	0	2	0	0	0	0	0	0	0	2												
e	M																												
Opium or Cocaine and their derivatives	F																												
f	M						1										1												
Marjuana	F											2					2												
g	M																												
Synthetic Narcotics	F																												
h	M																												
Other Dangerous Non-Narcotic Drugs	F																												
19	M	0	0	0	0	0	0	0	0	0	0	0	0	0	0	0	0												
Gambling	F	0	0	0	0	0	0	0	0	0	0	0	0	0	0	0	0												
Total																													
a	M																												
Bookmaking	F																												
b	M																												
Numbers and Lottery	F																												





ATLANTA AIRPORT POLICE  
 AGE, SEX, AND RACE OF PERSONS ARRESTED  
 16 YEARS OF AGE AND UNDER

MONTH JANUARY

YEAR 2017

CLASSIFICATION OF OFFENSES	SEX	AGE						TOTAL	RACE				ETHNIC		
		0 9	10 12	13 14	15	16	White		Black	Native Amer.	Asian/Pacific	Whi. Hispanic	Blk Hispanic		
Murder/Nonnegligent Manslaughter 01a	M						0								
	F						0								
Manslaughter by Negligence 01b	M						0								
	F						0								
Forcible Rape 02	M						0								
	F						0								
Robbery 03	M						0								
	F						0								
Aggravated Assault 04	M						0								
	F						0								
Burglary- Breaking of Entering 05	M						0								
	F						0								
Larceny - Theft (except Motor Vehicle Theft) 06	M						0								
	F						0								
Motor Vehicle Theft 07	M						0								
	F						0								
Other Assaults 08	M						0								
	F						0								
Arson 09	M						0								
	F						0								
Forgery and Counterfeiting 10	M						0								
	F						0								
Fraud 11	M						0								
	F						0								
Embezzlement 12	M						0								
	F						0								
Stolen Property: Buying, Receiving, Possessing 13	M						0								
	F						0								
Vandalism 14	M						0								
	F						0								
Weapons 15	M						0								
	F						0								
Prostitution and Commercialized Vice 16	M						0								
	F						0								

ATLANTA AIRPORT POLICE  
AGE, SEX, AND RACE OF PERSONS ARRESTED  
16 YEARS OF AGE AND UNDER

CLASSIFICATION OF OFFENSES	SEX	AGE						RACE				ETHNIC							
		0 9		10 12		13 14		15		16		TOTAL		White	Black	Native Amer.	Asian/Pacific	Wht. Hispanic	Blck Hispanic
17 Sex Offenses (except Rape and Prostitution)	M																		
	F																		
18 Drug Abuse Violations Grand Total	M	0	0	0	0	0	0	0	0	0	0	0	0	0	0	0	0	0	0
	F	0	0	0	0	0	0	0	0	0	0	0	0	0	0	0	0	0	0
180 (1) Sale/Manufacturing Subtotal	M	0	0	0	0	0	0	0	0	0	0	0	0	0	0	0	0	0	0
	F	0	0	0	0	0	0	0	0	0	0	0	0	0	0	0	0	0	0
a Opium or Cocaine and their Derivatives	M																		
	F																		
b Marijuana	M																		
	F																		
c Synthetic Narcotics	M																		
	F																		
d Other Dangerous Non-Narcotic Drugs	M																		
	F																		
185 (2) Possession Subtotal	M	0	0	0	0	0	0	0	0	0	0	0	0	0	0	0	0	0	0
	F	0	0	0	0	0	0	0	0	0	0	0	0	0	0	0	0	0	0
e Opium or Cocaine and their Derivatives	M																		
	F																		
f Marijuana	M																		
	F																		
g Synthetic Narcotics	M																		
	F																		
h Other Dangerous Non-Narcotic Drugs	M																		
	F																		
19 Gambling Total	M	0	0	0	0	0	0	0	0	0	0	0	0	0	0	0	0	0	0
	F	0	0	0	0	0	0	0	0	0	0	0	0	0	0	0	0	0	0
a Bookmaking	M																		
	F																		
b Numbers and Lottery	M																		
	F																		
c All Other Gambling	M																		
	F																		
20 Offenses Against Family and Children	M																		
	F																		

ATLANTA AIRPORT POLICE  
AGE, SEX, AND RACE OF PERSONS ARRESTED  
16 YEARS OF AGE AND UNDER

MONTH JANUARY

YEAR 2017

CLASSIFICATION OF OFFENSES	SEX	AGE						RACE					ETHNIC			
		0 9	10 12	13 14	15	16	TOTAL	White	Black	Native Amer.	Asian/Pacific	Whl. Hispanic	Blck Hispanic			
Driving Under the Influence	M						0									
	F						0									
Liquor Laws	M						0									
	F						0									
Drunkenness	M						0									
	F						0									
Disorderly Conduct	M						0									
	F						0									
Vagrancy	M						0									
	F						0									
All Other Offenses (except Traffic)	M						0									
	F						0									
Suspicion	M						0									
	F						0									
Curfew and Loitering	M						0									
	F						0									
Run-Aways	M						0									
	F						0									
<b>Total</b>		0	0	0	0	0	0	0	0	0	0	0	0	0	0	0

JANUARY 2017

Month and Year of Report

GA 060240X

Agency Identifier

FEBRUARY 15, 2017

Date

ATLANTA AIRPORT POLICE - GEORGIA

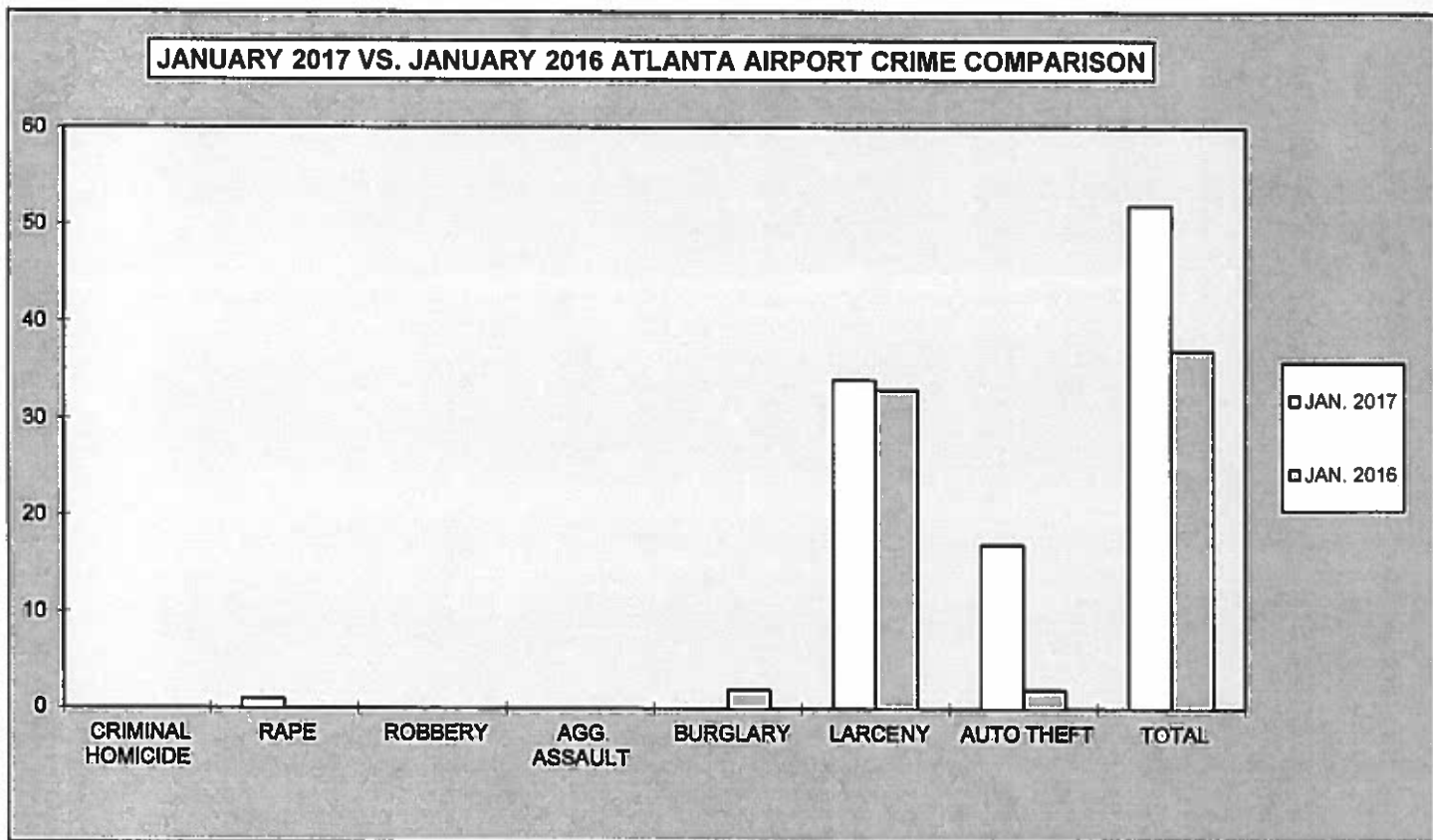
Agency and State

*[Signature]*  
Prepared By LIEUTENANT

*[Signature]*  
Chief, Commissioner, Sheriff, or Superintendent CHIEF

**2017  
ATLANTA AIRPORT  
MONTHLY CRIME COMPARISON**

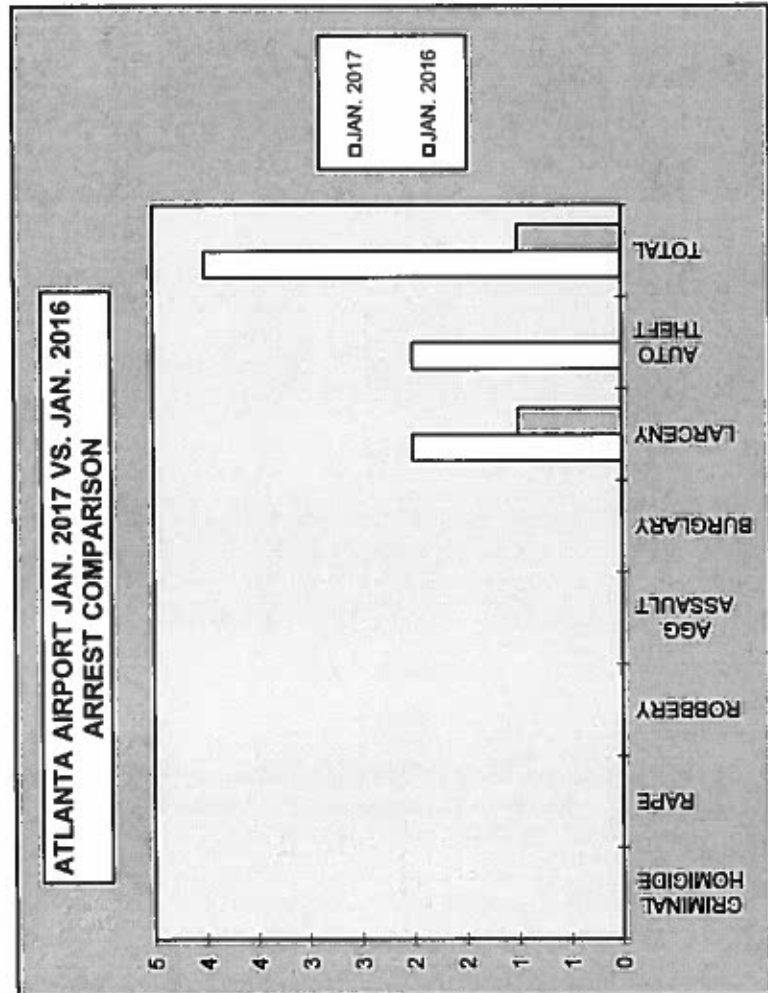
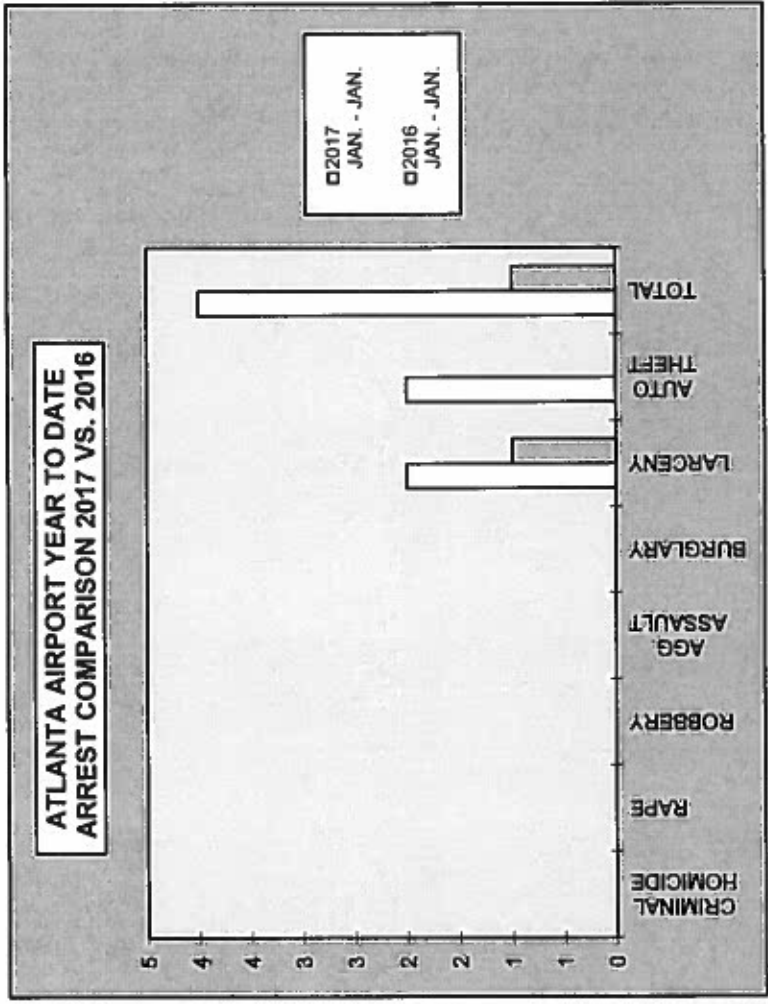
CRIME	JAN. 2017	JAN. 2016	# DIFFERENCE	% DIFFERENCE
CRIMINAL HOMICIDE	0	0	0	0%
RAPE	1	0	1	100%
ROBBERY	0	0	0	0%
AGG. ASSAULT	0	0	0	0%
BURGLARY	0	2	-2	-100%
RESIDENCE	0	0	0	0%
NON-RESIDENCE	0	2	-2	-100%
LARCENY	34	33	1	3%
POCKETPICKING	0	0	0	0%
PURSE SNATCHING	0	2	-2	-100%
SHOPLIFTING	1	0	1	100%
FROM MOTOR VEHICLES	0	4	-4	-100%
MOTOR VEH. PARTS/ACCESSORIES	2	6	-4	-67%
BICYCLES	1	0	1	100%
FROM BUILDINGS	4	14	-10	-71%
FROM COIN OPERATED MACHINES	0	0	0	0%
ALL OTHER	26	7	19	271%
AUTO THEFT	17	2	15	750%
<b>TOTAL</b>	<b>52</b>	<b>37</b>	<b>15</b>	<b>41%</b>



2017  
ATLANTA AIRPORT  
ARREST COMPARISON

FIRST MONTH ARREST COMPARISON					
CRIME	2017 JAN. - JAN.	2016 JAN. - JAN.	# DIFFERENCE	% DIFFERENCE	
CRIMINAL HOMICIDE	0	0	0	0%	
RAPE	0	0	0	0%	
ROBBERY	0	0	0	0%	
AGG. ASSAULT	0	0	0	0%	
BURGLARY	0	0	0	0%	
LARCENY	2	1	1	100%	
AUTO THEFT	2	0	2	100%	
<b>TOTAL</b>	<b>4</b>	<b>1</b>	<b>3</b>	<b>300%</b>	

JANUARY ARREST COMPARISON					
CRIME	JAN. 2017	JAN. 2016	# DIFFERENCE	% DIFFERENCE	
CRIMINAL HOMICIDE	0	0	0	0%	
RAPE	0	0	0	0%	
ROBBERY	0	0	0	0%	
AGG. ASSAULT	0	0	0	0%	
BURGLARY	0	0	0	0%	
LARCENY	2	1	1	100%	
AUTO THEFT	2	0	2	100%	
<b>TOTAL</b>	<b>4</b>	<b>1</b>	<b>3</b>	<b>300%</b>	



**2017  
ATLANTA AIRPORT  
CLEAR-UP RATE**

<b>CRIME</b>	<b>ATLANTA AIRPORT JAN. 2017 CLEAR-UP RATE</b>	<b>ATLANTA AIRPORT JAN. 2016 CLEAR-UP RATE</b>
CRIMINAL HOMICIDE	0%	0%
RAPE	100%	0%
ROBBERY	0%	0%
AGG. ASSAULT	0%	0%
BURGLARY	0%	0%
LARCENY	6%	3%
AUTO THEFT	24%	0%

