

FBI

UNIFORM CRIME REPORTING

ATLANTA POLICE DEPARTMENT

226 PEACHTREE STREET, SW

ATLANTA, GEORGIA 30303



MAY 2015

SUPPORT SERVICES DIVISION
INFORMATION SERVICES SECTION

TABLE OF CONTENTS

	Page
U. C. R. COMPARATIVE CRIME REPORT -----	1
RETURN A - MONTHLY RETURN OF OFFENSES KNOWN TO THE POLICE -----	2
PROPERTY STOLEN BY CLASSIFICATION -----	3
	3a
LAW ENFORCEMENT OFFICERS KILLED OR ASSAULTED -----	4
MONTHLY RETURN OF ARSON OFFENSES KNOWN TO LAW ENFORCEMENT -----	5
POLICE DISPOSITION OF JUVENILES -----	6
SUPPLEMENTARY HOMICIDE REPORT -----	7
	7a
SEX AND RACE OF PERSONS ARRESTED -----	8
	8a-8e
HOMICIDE COMPARISON REPORT -----	9
HOMICIDE BREAKDOWN REPORT -----	10
SEVEN MAJOR CRIMES - MONTHLY CRIME COMPARISON -----	11
SEVEN MAJOR CRIMES - YEAR TO DATE CRIME COMPARISON -----	12
SEVEN MAJOR CRIMES ARREST MONTHLY AND YEAR TO DATE COMPARISON -----	13
CRIMES AGAINST PERSONS MONTHLY AND YEAR TO DATE COMPARISON -----	14
CRIMES AGAINST PROPERTY MONTHLY AND YEAR TO DATE COMPARISON -----	15
CRIMES AGAINST PERSONS & PROPERTY MONTHLY COMPARISON BY ZONES -----	16
CRIMES AGAINST PERSONS & PROPERTY YEAR TO DATE COMPARISON BY ZONES -----	17
SEVEN MAJOR CRIMES MONTHLY CRIME COMPARISON BY ZONES -----	18
SEVEN MAJOR CRIMES - YEAR TO DATE CRIME COMPARISON BY ZONES -----	19
SEVEN MAJOR CRIMES - MONTHLY CRIME COMPARISON - ZONE 1 -----	20
SEVEN MAJOR CRIMES - YEAR TO DATE CRIME COMPARISON - ZONE 1 -----	21
SEVEN MAJOR CRIMES - MONTHLY CRIME COMPARISON - ZONE 2 -----	22
SEVEN MAJOR CRIMES - YEAR TO DATE CRIME COMPARISON - ZONE 2 -----	23
SEVEN MAJOR CRIMES - MONTHLY CRIME COMPARISON - ZONE 3 -----	24
SEVEN MAJOR CRIMES - YEAR TO DATE CRIME COMPARISON - ZONE 3 -----	25
SEVEN MAJOR CRIMES - MONTHLY CRIME COMPARISON - ZONE 4 -----	26
SEVEN MAJOR CRIMES - YEAR TO DATE CRIME COMPARISON - ZONE 4 -----	27
SEVEN MAJOR CRIMES - MONTHLY CRIME COMPARISON - ZONE 5 -----	28
SEVEN MAJOR CRIMES - YEAR TO DATE CRIME COMPARISON - ZONE 5 -----	29
SEVEN MAJOR CRIMES - MONTHLY CRIME COMPARISON - ZONE 6 -----	30
SEVEN MAJOR CRIMES - YEAR TO DATE CRIME COMPARISON - ZONE 6 -----	31
CLEAR-UP RATE COMPARISON -----	32
ATLANTA AIRPORT -----	33
RETURN A - MONTHLY RETURN OF OFFENSES KNOWN TO THE POLICE -----	34
PROPERTY STOLEN BY CLASSIFICATION -----	35
	35a
SEX AND RACE OF PERSONS ARRESTED -----	36
	36a-36e
SEVEN MAJOR CRIMES - MONTHLY CRIME COMPARISON -----	37
SEVEN MAJOR CRIMES - YEAR TO DATE CRIME COMPARISON -----	38
SEVEN MAJOR CRIMES ARREST MONTHLY AND YEAR TO DATE COMPARISON -----	39
CLEAR-UP RATE COMPARISON -----	40

MAY 2015
U.C.R. COMPARATIVE CRIME REPORT
SUPPORT SERVICES DIVISION
INFORMATION SERVICES SECTION

	MAY 2015		MAY 2014		COMPARATIVE ACTUAL	% CHANGE ACTUAL	COMPARATIVE CLEARED	% CHANGE CLEARED
	ACTUAL	CLEARED	ACTUAL	CLEARED				
MURDER	10	7	5	0	5	100%	7	100%
RAPE	17	5	19	6	-2	-11%	-1	-17%
ROBBERY	164	41	199	56	-35	-18%	-15	-27%
AGG. ASSAULT	246	99	241	163	5	2%	-64	-39%
BURGLARY - RESIDENCE	374		350		24	7%		
BURGLARY - NON-RESIDENCE	64	27	61	40	3	5%	-13	-33%
LARCENY - \$200 AND OVER	313		351		-38	-11%		
LARCENY - \$50 TO \$199	81	247	84	230	-3	-4%	17	7%
LARCENY - UNDER \$50	1,036		910		126	14%		
AUTO THEFT	400	26	305	36	95	31%	-10	-28%
TOTAL	2,705		2,525		180	7%		
AUTOS RECOVERED	120		74		46	62%		

	2015		2014		COMPARATIVE ACTUAL	% CHANGE ACTUAL	COMPARATIVE CLEARED	% CHANGE CLEARED
	JANUARY - MAY	CLEARED	JANUARY - MAY	CLEARED				
MURDER	39	23	27	17	12	44%	6	35%
RAPE	66	33	62	25	4	6%	8	32%
ROBBERY	764	185	853	188	-89	-10%	-3	-2%
AGG. ASSAULT	1,216	631	1,164	629	52	4%	2	0%
BURGLARY - RESIDENCE	1,579		1,718		-139	-8%		
BURGLARY - NON-RESIDENCE	290	162	371	193	-81	-22%	-31	-16%
LARCENY - \$200 AND OVER	1,338		1,668		-330	-20%		
LARCENY - \$50 TO \$199	384	1,238	390	1,153	-6	-2%	85	7%
LARCENY - UNDER \$50	4,482		4,015		467	12%		
AUTO THEFT	1,726	103	1,570	146	156	10%	-43	-29%
TOTAL	11,884		11,838		46	0%		
AUTOS RECOVERED	400		516		-116	-22%		

RETURN A - MONTHLY RETURN OF OFFENSES KNOWN TO THE POLICE

1-720b (Rev 8-30-94)
OMB No 1110-0001

This report is authorized by law Title 28, Section 534, U. S. Code. While you are not required to respond, your cooperation in forwarding this report by the 7th day after the close of the month to Uniform Crime Reports, Federal Bureau of Investigation, Washington, D.C. 20535, will assist in compiling comprehensive, accurate national crime figures on a timely basis.

1 CLASSIFICATION OF OFFENSES	Date Entry	2 OFFENSES REPORTED OR KNOWN TO POLICE (INCLUDE "UNFOUNDED" AND ATTEMPTS)	3 UNFOUNDED, I.E. FALSE OR BASELESS COMPLAINTS	4 NUMBER OF ACTUAL OFFENSES (COLUMN 2 MINUS COLUMN 3) INCLUDE ATTEMPTS	5 TOTAL OFFENSES CLEARED BY ARREST OR EXCEPTIONAL MEANS (INCLUDES COL. 8)	6 NUMBER OF CLEARANCES INVOLVING ONLY PERSONS UNDER 18 YEARS OF AGE
1. CRIMINAL HOMICIDE						
a. MURDER AND NONNEGLIGENT HOMICIDE	11	11	1	10	7	0
b. MANSLAUGHTER BY NEGLIGENCE	12					
2. FORCIBLE RAPE TOTAL	20	18	1	17	5	0
a. Rape by Force	21	14	1	13	4	0
b. Attempts to commit Forcible Rape	22	4	0	4	1	0
3. ROBBERY TOTAL	30	165	1	164	41	2
a. Firearm	31	96	1	95	17	1
b. Knife or Cutting Instrument	32	8	0	8	1	0
c. Other Dangerous Weapon	33	8	0	8	3	0
d. Strong-Arm (Hands, Fists, Feet, etc.)	34	53	0	53	20	1
4. ASSAULT TOTAL	40	767	11	756	346	20
a. Firearm	41	134	2	132	34	1
b. Knife or cutting instrument	42	33	0	33	16	1
c. Other Dangerous Weapon	43	61	1	60	41	3
d. Strong-Arm	44	22	1	21	8	1
e. Other Assaults - Simple, Not Aggravated	45	517	7	510	247	14
5. BURGLARY TOTAL	50	440	2	438	27	7
a. Forcible Entry	51	315	1	314	15	5
b. Unlawful Entry - No Force	52	80	0	80	7	1
c. Attempted Forcible Entry	53	45	1	44	5	1
6. LARCENY THEFT TOTAL (except Motor Vehicle Theft)	60	1,448	18	1,430	247	15
7. MOTOR VEHICLE THEFT TOTAL	70	413	13	400	26	8
a. Autos	71	374	13	361	24	8
b. Trucks and Buses	72	27	0	27	2	0
c. Other Vehicles	73	12	0	12	0	0
GRAND TOTAL	77	3,262	47	3,215	699	52

CHECKING ANY OF THE APPROPRIATE BLOCKS BELOW WILL ELIMINATE YOUR NEED TO SUBMIT REPORTS WHEN THE VALUES ARE ZERO. THIS WILL ALSO AID THE NATIONAL PROGRAM IN ITS QUALITY CONTROL EFFORTS.

- NO SUPPLEMENTARY HOMICIDE REPORT SUBMITTED SINCE NO MURDERS, JUSTIFIABLE HOMICIDES, OR MANSLAUGHTER BY NEGLIGENCE OCCURRED IN THIS JURISDICTION DURING THE MONTH.
- NO SUPPLEMENT TO RETURN A REPORT SINCE NO CRIME OFFENSES OR RECOVERY OF PROPERTY REPORTED DURING THE MONTH.
- NO LAW ENFORCEMENT OFFICERS KILLED OR ASSAULTED REPORT SINCE NONE OF THE OFFICERS WERE ASSAULTED OR KILLED DURING THE MONTH.

- NO AGE, SEX, AND RACE OF PERSONS ARRESTED UNDER 18 YEARS OF AGE REPORT SINCE NO ARRESTS OF PERSONS WITHIN THIS AGE GROUP.
- NO AGE, SEX, AND RACE OF PERSONS ARRESTED 18 YEARS OF AGE AND OVER REPORT SINCE NO ARRESTS OF PERSONS WITHIN THIS AGE GROUP.
- NO MONTHLY RETURN OF ARSON OFFENSES KNOWN TO LAW ENFORCEMENT REPORT SINCE NO ARSONS OCCURRED.

DO NOT USE THIS SPACE

	INITIALS
RECORDED	
EDITED	
ENTERED	
ADJUSTED	
CHECKED	

* TOTALS INCLUDE PREVIOUS OFFENSES

MAY 2015

Month and Year of Report

GAAPD 0000

Agency Identifier

JUNE 16, 2015

Date

ATLANTA POLICE DEPARTMENT - GEORGIA

Agency and State

Wail J. Koo LIEUTENANT
Prepared By Title
George J. ... CHIEF
Chief, Commissioner, Sheriff, or Superintendent

PROPERTY STOLEN BY CLASSIFICATION

CLASSIFICATION	DATA ENTRY	Number of Actual Offenses (Column 4 Return A)	Monetary Value of Property Stolen
1. MURDER AND NONNEGLIGENT MANSLAUGHTER	12	10	\$ 0.00
2. FORCIBLE RAPE	20	17	\$ 0.00
3. ROBBERY			
(a) HIGHWAY (streets, alleys, etc.)	31	120	19,542.00
(b) COMMERCIAL HOUSE (except c, d, and f)	32	10	3,003.00
(c) GAS OR SERVICE STATION	33	2	1.00
(d) CONVENIENCE STORE	34	3	572.00
(e) RESIDENCE (anywhere on premises)	35	19	11,714.00
(f) BANK	36	1	2,320.00
(g) MISCELLANEOUS	37	9	854.00
TOTAL ROBBERY	30	164	\$ 38,006.00
5. BURGLARY - BREAKING OR ENTERING			
(a) RESIDENCE (dwelling)			
(1) NIGHT (6 p.m. - 6 a.m.)	51	110	54,967.00
(2) DAY (6 a.m. - 6 p.m.)	52	264	236,378.00
(3) UNKNOWN	53	0	0.00
(b) NON-RESIDENCE (store, office, etc.)			
(1) NIGHT (6 p.m. - 6 a.m.)	54	40	20,418.00
(2) DAY (6 a.m. - 6 p.m.)	55	24	8,934.00
(3) UNKNOWN	56	0	0.00
TOTAL BURGLARY	50	438	\$ 320,697.00
6. LARCENY - THEFT (Except Motor Vehicle Theft)			
(a) \$200 AND OVER	61	313	704,171.00
(b) \$50 TO \$200	62	81	8,077.00
(c) UNDER \$50	63	1,036	2,887.00
TOTAL LARCENY (Same as Item 6X)	60	1,430	\$ 715,135.00
7. MOTOR VEHICLE THEFT (Include Alleged Joy Ride)	70	400	\$ 120,158.00
GRAND TOTAL - ALL ITEMS	77		\$ 1,193,996.00
<u>ADDITIONAL ANALYSIS OF LARCENY AND MOTOR VEHICLE THEFT</u>			
6X. NATURE OF LARCENIES UNDER ITEM 6			
(a) POCKET-PICKING	81	4	477.00
(b) PURSE-SNATCHING	82	26	2,412.00
(c) SHOPLIFTING	83	235	31,780.00
(d) FROM MOTOR VEHICLES (except e)	84	746	288,199.00
(e) MOTOR VEHICLE PARTS AND ACCESSORIES	85	84	12,571.00
(f) BICYCLES	86	21	9,006.00
(g) FROM BUILDING (except c and h)	87	108	125,476.00
(h) FROM ANY COIN-OPERATED MACHINES (parking meters, etc.)	88	4	291.00
(i) ALL OTHER	89	202	244,923.00
TOTAL LARCENIES (Same as Item 6)	80	1,430	\$ 715,135.00
7X. MOTOR VEHICLES RECOVERED			
(a) STOLEN LOCALLY AND RECOVERED LOCALLY	91	120	
(b) STOLEN LOCALLY AND RECOVERED BY OTHER JURISDICTIONS	92	0	
(c) TOTAL LOCALLY STOLEN MOTOR VEHICLES RECOVERED (a & b)	93	120	
(d) STOLEN IN OTHER JURISDICTIONS AND RECOVERED LOCALLY	90	N/A	

SUPPLEMENT TO RETURN A
MONTHLY RETURN OF OFFENSES KNOWN TO THE POLICE

1-706 (Rev 8-30-94)
Form Approved
OMB No. 1110-0007

This report is authorized by law, Title 28, Section 534, U. S. Code. While you are not required to respond, your cooperation in submitting this report with the Return A will assist the FBI in compiling comprehensive, accurate figures on a timely basis.

This form deals with the nature of crime and the monetary value of property stolen and recovered. The total offenses recorded on the form should be the same as the number of actual offenses listed in Column 4 of the Return A for each crime class. Include attempted crimes on this form, but do not include unfounded offenses. If you cannot complete the report in all areas, please record as much information as is available. Tally sheets will be sent upon request.

PROPERTY BY TYPE AND VALUE

Type of Property (1)	Data Entry	Monetary Value of Property Stolen in Your Jurisdiction	
		Stolen (2)	Recovered (3)
(A) Currency, Notes, Etc.	01	\$ 192,816.00	\$ 1.00
(B) Jewelry and Precious Metals	02	243,391.00	0.00
(C) Clothing and Furs	03	41,174.00	1.00
(D) Locally Stolen Motor Vehicles	04	120,158.00	36,899.00
(E) Office Equipment	05	8,922.00	0.00
(F) Televisions, Radios, Stereos, Etc.	06	247,874.00	0.00
(G) Firearms	07	7,856.00	2.00
(H) Household Goods	08	4,089.00	0.00
(I) Consumable Goods	09	3,253.00	0.00
(J) Livestock	10	0.00	0.00
(K) Miscellaneous	11	324,463.00	1.00
TOTAL	00	\$ 1,193,996.00	\$ 36,904.00

The total of this column should agree with the Grand Total (DATA ENTRY 77) shown on page 2.

Include in this column all property recovered even though stolen in prior months. The above is an accounting for only that property stolen in your jurisdiction. This will include property recovered for you by other jurisdictions, but not property you recover for them.

JUNE 16, 2015
DATE
Nail S. Klay LIEUTENANT
PREPARED BY TITLE
George M. ... CHIEF
CHIEF, COMMISSIONER, SHERIFF OR SUPERINTENDENT

MAY 2015 Month and Year of Report
GAAPD 0000 Agency Identifier

ATLANTA POLICE DEPARTMENT - GEORGIA
Agency and State

LAW ENFORCEMENT OFFICERS KILLED OR ASSAULTED

It is requested this report be completed and transmitted with monthly crime reports to: Director, Federal Bureau of Investigation, Uniform Crime Reports, Washington, D. C. 20535. This form should be used to report the number of your officers who were assaulted or killed in the line of duty during the month. Additional information concerning officers killed will be requested by a separate questionnaire.

OFFICERS KILLED	
Number of your law enforcement officers killed in the line of duty this month.	By felonious act <u>0</u>
	By accident or negligence <u>0</u>

Officers Assaulted (Do not include officers killed) - See other side for instructions.

Type of Activity	Total Assaults by Weapon A	Type of Weapon					Type of Assignment						Police Assaults Cleared M	
		Firearm B	Knife or Other Cutting Instrument C	Other Other Dangerous Weapon D	Hands, Fists, Feet, etc. E	Two-Officer Vehicle F	One-Officer Vehicle		Detective or Special Assign.		Other			
							Alone G	As-sisted H	Alone I	As-sisted J	Alone K	As-sisted L		
1. Responding to "Disturbance" calls (family quarrels, man with gun, etc.)	0													
2. Burglaries in progress or pursuing burglary suspects	0													
3. Robberies in progress or pursuing robbery suspects	0													
4. Attempting other arrests	0													
5. Civil disorder (riot, mass disobedience)	0													
6. Handling, transporting, custody of prisoners	6				6		2	1					3	6
7. Investigating suspicious persons or circumstances	0													
8. Ambush - no warning	3				3			3						3
9. Mentally deranged	0													
10. Traffic pursuits and stops	0													
11. All Other	2			1	1		1	1						2
12. TOTAL (1-11)	11	0	0	1	10	0	3	5	0	0	0	3	11	
13. Number with personal injury	0													
14. Number without personal injury	11			1	10									
15. Time of assaults														
	AM	3	1	1										
	PM		1	1	3	1								

DO NOT WRITE HERE	
Recorded	Initials
Edited	
Punched	
Verified	
Adjusted	
DOJ/FBI	

12:01 2:00 4:00 6:00 8:00 10:00 12:00

MAY 2015 GAAPD 0000
 Month and Year Agency Identifier
 ATLANTA POLICE DEPARTMENT GEORGIA
 Agency State
 Prepared By: Nail J. Kloss LIEUTENANT
 Title: CHIEF
 Chief, Sheriff, Commissioner, Superintendent

MONTHLY RETURN OF ARSON OFFENSES KNOWN TO LAW ENFORCEMENT

DO-73 (2-11-82)
Form Approved
OMB No. 1110-0008

This report is authorized by law Title 28, Section 534, United States Code, and the enactment of the fiscal year 1979, Department of Justice Authorization Bill S. 3151. While you are not required to respond, your cooperation in using this form to report all incidents of arson which become known to your department during the month will assist the FBI in compiling comprehensive, accurate data on a timely basis. Instructions appear on reverse side.

1 PROPERTY CLASSIFICATION	2 Offenses Reported or Known to Police (Include Unfounded and Attempts)	3 Unfounded, i.e. False or Baseless Complaints	4 Number of Actual Offenses (Column 2 Minus Column 3 (Include Attempts))	5 Total Offenses Cleared by Arrest or Exceptional Means (Include Column 6)	6 Number of Clearances Involving Only Persons Under 18 Years of Age	7 Offenses Where Structures Uninhabited, Abandoned, or not Normally in Use	8 Estimated Value of Property Damage
STRUCTURAL							
A. Single Occupancy Residential: Houses, Townhouses, Duplexes, etc.	10	7	3			3	\$ 55,000.
B. Other Residential: Apartments, Tenements, Flats, Hotels, Motels, Inns, Dormitories, Boarding Houses, etc.	8	5	3			1	\$ 9,000.
C. Storage: Barns, Garages, Warehouses, etc.	2	1	1			1	\$ 15,000.
D. Industrial/Manufacturing							\$
E. Other Commercial: Stores, Restaurants, Offices, etc.	2		2			1	\$ 76,000.
F. Community/Public: Churches, Jails, Schools, Colleges, Hospitals, etc.							\$
G. All Other Structure: Out Buildings, Monuments, Buildings Under Construction, etc.							\$
TOTAL STRUCTURE	22	13	9			6	\$ 155,000.
MOBILE							
H. Motor Vehicles: Automobiles, Trucks, Buses, Motorcycles, etc.: UCR Definition	1	1					\$
I. Other Mobile Property: Trailers, Recreational Vehicles, Airplanes, Boats, etc.	1	1					\$
TOTAL MOBILE	2	2					\$
J. TOTAL OTHER Crops, Timber, Fences, Signs, etc.							\$
GRAND TOTAL	24	15	9			6	\$ 155,000.

Agency Identifier: GAAPD 0000 Month: MAY 2015
 Agency: ATLANTA POLICE DEPARTMENT State: GEORGIA
 Prepared by: *May J. King* LIEUTENANT
[Signature] Chief, Commissioner, Sheriff, or Superintendent CHIEF

DO NOT WRITE HERE	
Recorded	
Edited	
Entered	
Adjusted	
Corres.	

AGENCY IDENTIFIER GAAPD 0000 REPORTING PERIOD MAY 2015

AGENCY NAME ATLANTA POLICE DEPARTMENT

POLICE DISPOSITION OF JUVENILES

-Not to include neglect or traffic cases-

- 1. Handled within Department and released.
(Warning, released to parents, etc.) _____
 - 2. Referred to juvenile court or probation department. _____ 119
 - 3. Referred to welfare agency. _____
 - 4. Referred to other police agency. _____
 - 5. Referred to criminal or adult court. _____
- TOTAL _____ 119

JUNE 11, 2015
DATE

Neal J. King LIEUTENANT
PREPARED BY TITLE

George W. Jones CHIEF
APPROVED BY TITLE

GCIC USE ONLY

Recorded	_____
Reviewed	_____
Punched	_____
Verified	_____

RETURN TO
Georgia Crime Information Center/Uniform Crime Reporting
P. O. Box 1456
Atlanta, Georgia 30301

Return on or before the 7th of the following month.

GCIC/UCR-012 (9/74)

SUPPLEMENTARY HOMICIDE REPORT

This report is authorized by law Title 28, Section 534, United States Code. While you are not required to respond, your cooperation in using this form to list data pertaining to all homicides reported on your Return A will assist the FBI in compiling comprehensive, accurate data regarding this important classification on a timely basis.

1a. Murder and Nonnegligent Manslaughter

List below specific information for all offenses shown in item 1a of the monthly Return A. In addition, list all justifiable killings of felons by a citizen or by a peace officer in the line of duty. A brief explanation in the circumstances column regarding unfounded homicide offenses will aid the national Uniform Crime Reporting Program in editing the reports.

Incident	Situation	Victim **				Offender**			Data Code	Weapon Used (Handgun, Rifle, Shotgun, Club, Poison, etc.)	Relationship of Victim to Offender (Husband, Wife, Son, Father, Acquaintance, Neighbor, Stranger, etc.)	Circumstances (Victim shot by robber, robbery victim shot robber, killed by patron during barroom brawl, etc.)
		Age	Sex	Race	Ethnicity	Age	Sex	Race				
	B	41	F	B	N					STRANGULATION	UNKNOWN	OTHER
	B	42	M	B	N					HANDGUN - 9 MM	UNKNOWN	OTHER
	C	25	M	B	N	27	M	B	N	HANDGUN	ACQUAINTANCE	OTHER ARGUMENTS
	A	33	F	B	N	23	M	B	N	HANDGUN	ACQUAINTANCE	OTHER ARGUMENTS
	A	49	M	B	N	38	M	B	N	HANDGUN	OTHER - KNOWN TO VICTIM	OTHER - DOMESTIC
	B	00	F	B	N	34	F	B	N	BLUNT OBJECT	OTHER - KNOWN TO VICTIM	OTHER - DOMESTIC
	B	47	M	B	N					HANDGUN	UNKNOWN	OTHER
	B	51	M	B	N					RIFLE - 223 CAL.	UNKNOWN	OTHER
	A	40	M	B	N	36	M	B	N	KNIFE	OTHER FAMILY	OTHER ARGUMENTS

** - See reverse side for explanation

DO NOT WRITE HERE				
Recorded				
Edited				
Punched				
Verified				
Adjusted				

MAY 2015
 Month and Year
 ATLANTA POLICE DEPARTMENT
 Agency
 GAAPD 0000
 Agency Identifier
 GEORGIA
 State
 Prepared By Nail J. King
 Title LIEUTENANT
 Chief, Sheriff, Commissioner, Superintendent Chief

SUPPLEMENTARY HOMICIDE REPORT

I-704 (Rev. 4-24-95)
Form Approved
OMB No. 1110-0002

This report is authorized by law Title 28, Section 534, United States Code. While you are not required to respond, your cooperation in using this form to list data pertaining to all homicides reported on your Return A will assist the FBI in compiling comprehensive, accurate data regarding this important classification on a timely basis.

1a. Murder and Nonnegligent Manslaughter

List below specific information for all offenses shown in item 1a of the monthly Return A. In addition, list all justifiable killings of felons by a citizen or by a peace officer in the line of duty. A brief explanation in the circumstances column regarding unfounded homicide offenses will aid the national Uniform Crime Reporting Program in editing the reports.

Incident	Situation*	Victim **			Offender**			Data Code		Weapon Used (Handgun, Rifle, Shotgun, Club, Poison, etc.)	Relationship of Victim to Offender (Husband, Wife, Son, Father, Acquaintance, Neighbor, Stranger, etc.)	Circumstances (Victim shot by robber, robbery victim shot robber, killed by patron during barroom brawl, etc.)
		Age	Sex	Race	Ethnicity	Age	Sex	Race	Ethnicity			
	B	32	M	B	N					HANDGUN	UNKNOWN	OTHER
	A	40	M	B	N	31	F	B	N	HANDGUN	BOYFRIEND	FELON KILLED BY PRIVATE CITIZEN *

** - See reverse side for explanation

DO NOT WRITE HERE				
Recorded				
Edited				
Punched				
Verified				
Adjusted				

MAY 2015
Month and Year

GAAPD 0000
Agency Identifier

GEORGIA
State

Prepared By: *Nash J. K...*
Title: LIEUTENANT

[Signature]
Chief, Sheriff, Commissioner, Superintendent

ATLANTA POLICE DEPARTMENT
Agency

SSD/6-10-15

ATLANTA POLICE DEPARTMENT
AGE, SEX, AND RACE OF PERSONS ARRESTED
17 YEARS OF AGE AND OVER

MONTH MAYYEAR 2015

CLASSIFICATION OF OFFENSES	SEX	AGE OF PERSON ARRESTED											TOTAL	RACE				ETHNIC																	
		17	18	19	20	21	22	23	24	30	35	40		45	50	55	60	65	White	Black	Native Amer.	Asian/Pacific	Whi. Hispanic	Blck Hispanic											
		29	34	39	44	49	54	59	64	UP																									
Murder/Nonnegligent Manslaughter	M				1				2	1													5												
	F												1											1											6
Manslaughter by Negligence	M																							0											
	F																							0											
Forcible Rape	M																							2											
	F																							0											2
Robbery	M	1	5	1	2	6					1	10	3	2	2	1							1	35											
	F	4		1		2						2		1	3									13											46
Aggravated Assault	M	1				2	1	3	16	8	4	1	1	3	3	1	1						45												
	F		2		1		2	1	5	2														15											56
Burglary- Breaking or Entering	M	2				2					1	2	2										13												
	F											4											4											17	
Larceny - Theft (except Motor Vehicle Theft)	M		1	7	6	8	1	5	24	18	18	12	23	20	11	3	2						159												
	F	3	3	4	12	3	3	2	11	6	5	6	5	4	2								69								31	196		1	
Motor Vehicle Theft	M	5	1	2	2						1	2	1	2									18												
	F												1										2											4	
Other Assaults	M		2	3	2		6	2	34	14	17	13	11	6	4	5	1						120												
	F	3	2	1	1	3	5	1	10	6	2	3	2	6	3								48								12	156			
Arson	M																						0												
	F																						0												
Forgery and Counterfeiting	M			1					1	3	2	1	1										0												
	F									1	1												11												
Fraud	M										4	6	5	2	1	5	2						29												
	F					1					5	1	2	2									12									6	35		
Embezzlement	M										3	2											6												
	F				2												1						3											8	
Stolen Property; Buying, Receiving, Possessing	M				2			1	2	4	2	1	5	4	3								24												
	F								1	1		1		1	1								5									4	25		
Vandalism	M		1								1	1	2	4	3	1							15												
	F								1	1		2	1	3	1								9									1	23		
Weapons	M	1	1	2		4	2		7	3	4	2		1	1								28												
	F									1		1											2									1	29		

ATLANTA POLICE DEPARTMENT
 AGE, SEX, AND RACE OF PERSONS ARRESTED
 17 YEARS OF AGE AND OVER

MONTH MAY
 YEAR 2015

CLASSIFICATION OF OFFENSES	SEX	AGE OF PERSON ARRESTED										RACE				ETHNIC													
		17	18	19	20	21	22	23	24	29	30	34	35	40	45	50	54	55	59	60	64	65	TOTAL	White	Black	Native Amer.	Asian/Pacific	Wtl. Hispanic	Blck Hispanic
		31	37	43	64	66	66	63	444	243	187	173	196	190	122	70	37	2032	266	1758	0	8	0	0					
All Other Gambling	M	2						1															3						
	F																						0						
Offenses Against Family And Children	M																						4						
	F																						3						
Driving Under the Influence	M																						73						
	F																						25						
Liquor Laws	M	1	4																				141						
	F																						22						
Drunkenness	M																						45						
	F																						9						
Disorderly Conduct	M	1	1	2	6	5	2	3	39	17	16	10	13	22	14	9	8						168						
	F	2	2		1	6	7	5	14	7	1	6	3	2	1								57						
Vagrancy	M																						74						
	F																						12						
All Other Offenses (except Traffic)	M	2	5	3	3	5	8	6	51	32	32	19	34	28	22	13	8						271						
	F																						38						
Suspicion	M																						0						
	F																						0						
TOTAL																													

MAY 2015
 Month and Year of Report

GAAPD 0000
 Agency Identifier

JUNE 16, 2015
 Date

ATLANTA POLICE DEPARTMENT - GEORGIA
 Agency and State

Prepared By Near J. King LIEUTENANT
 Title
Wayne A. J. CHIEF
 Chief, Commissioner, Sheriff, or Superintendent

ATLANTA POLICE DEPARTMENT
 AGE, SEX, AND RACE OF PERSONS ARRESTED
 16 YEARS OF AGE AND UNDER

MONTH MAY

YEAR 2015

CLASSIFICATION OF OFFENSES	SEX	AGE						RACE					ETHNIC				
		09	10	12	13	14	15	16	TOTAL	White	Black	Native Amer	Asian/Pacific	Wht. Hispanic	Blk Hispanic		
Murder/Nonnegligent Manslaughter	M																
	F																
Manslaughter by Negligence	M																
	F																
Forcible Rape	M																
	F																
Robbery	M		1		1	4	4	10									
	F							2	2		12						
Aggravated Assault	M				1		1	2									
	F				1		1	2			4						
Burglary- Breaking or Entering	M				4	3	8	15									
	F							0			15						
Larceny - Theft (except Motor Vehicle Theft)	M				10	4	4	18									
	F				1	1	3	5	3	20							
Motor Vehicle Theft	M				1	2	9	12									
	F					1	1	2			13						
Other Assaults	M		1		5	1	7										
	F		1		2	3	7				14						
Arson	M							0									
	F							0									
Forgery and Counterfeiting	M							0									
	F							0									
Fraud	M							0									
	F							0									
Embezzlement	M							0									
	F							0									
Stolen Property; Buying, Receiving, Possessing	M					1		1									
	F							0								1	
Vandalism	M							0									
	F				1			1								1	
Weapons	M				2		2	4									
	F							0			4						
Prostitution and Commercialized Vice	M							0									
	F							0									

ATLANTA POLICE DEPARTMENT
 AGE, SEX, AND RACE OF PERSONS ARRESTED
 16 YEARS OF AGE AND UNDER

MONTH MAY

YEAR 2015

CLASSIFICATION OF OFFENSES	SEX	AGE					RACE					ETHNIC							
		0 9		10 12		13 14		15		16		TOTAL		White	Black	Native Amer.	Asian/Pacific	Whi. Hispanic	Blk Hispanic
17 Sex Offenses (except Rape and Prostitution)	M																		
	F																		
18 Drug Abuse Violations	M	0	0	0	0	1	1												
	F	0	0	0	0	0	0	0	0	0	0	0	0	0	0	0	0	0	0
180 Grand Total	M	0	0	0	0	0	0	0	0	0	0	0	0	0	0	0	0	0	0
	F	0	0	0	0	0	0	0	0	0	0	0	0	0	0	0	0	0	0
a Opium or Cocaine and their Derivatives	M																		
	F																		
b Marijuana	M																		
	F																		
c Synthetic Narcotics	M																		
	F																		
d Other Dangerous Non-Narcotic Drugs	M																		
	F																		
185 Subtotal	M	0	0	0	0	1	1	1											
	F	0	0	0	0	0	0	0	0	0	0	0	0	0	0	0	0	0	0
e Opium or Cocaine and their Derivatives	M																		
	F																		
f Marijuana	M																		
	F																		
g Synthetic Narcotics	M																		
	F																		
h Other Dangerous Non-Narcotic Drugs	M																		
	F																		
19 Total	M	0	0	0	0	0	0	0	0	0	0	0	0	0	0	0	0	0	0
	F	0	0	0	0	0	0	0	0	0	0	0	0	0	0	0	0	0	0
a Bookmaking	M																		
	F																		
b Numbers and Lottery	M																		
	F																		
c All Other Gambling	M																		
	F																		
20 Offenses Against Family and Children	M																		
	F																		

ATLANTA POLICE DEPARTMENT
AGE, SEX, AND RACE OF PERSONS ARRESTED
16 YEARS OF AGE AND UNDER

MONTH MAY

YEAR 2015

CLASSIFICATION OF OFFENSES	SEX	AGE						RACE				ETHNIC		
		0	10	13	14	15	16	TOTAL	White	Black	Native Amer.	Asian/Pacific	Whl. Hispanic	Blck Hispanic
		9	12	14	14	15	16							
Driving Under the Influence	M						0							
	F						0							
Liquor Laws	M						0							
	F						0							
Drunkennes	M						0							
	F						0							
Disorderly Conduct	M			2		1	3							
	F					4	1	5	8					
Vagrancy	M						0							
	F						0							
All Other Offenses (except Traffic)	M		1	2		1	3	7						
	F			1			1	1	8					
Suspicion	M						0							
	F						0							
Curfew and Loitering	M		1	6		2	1	10						
	F					2	2	4	14					
Run-Aways	M						0							
	F						0							
Total		0	5	40		32	42	119	5	114	0	0	0	0

MAY 2015

Month and Year of Report

GAAPD 0000

Agency Identifier

JUNE 16, 2015

Date

Prepared By Walter J. Koop LIEUTENANT

Chief, Commissioner, Sheriff, or Superintendent

ATLANTA POLICE DEPARTMENT - GEORGIA

Agency and State

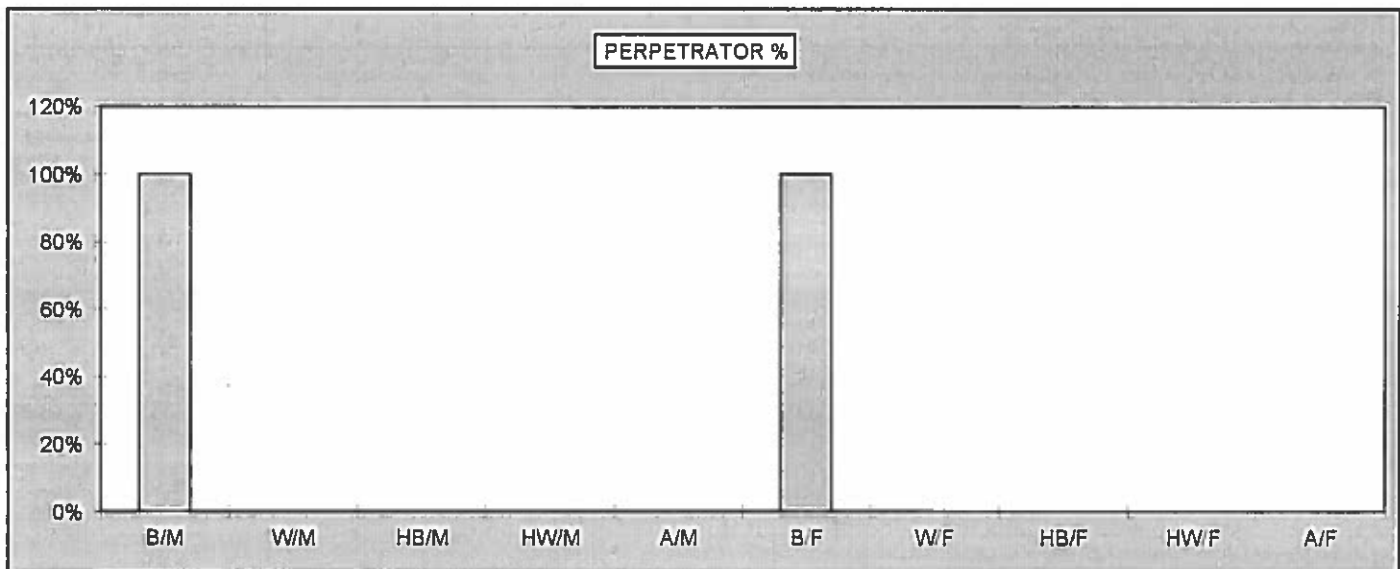
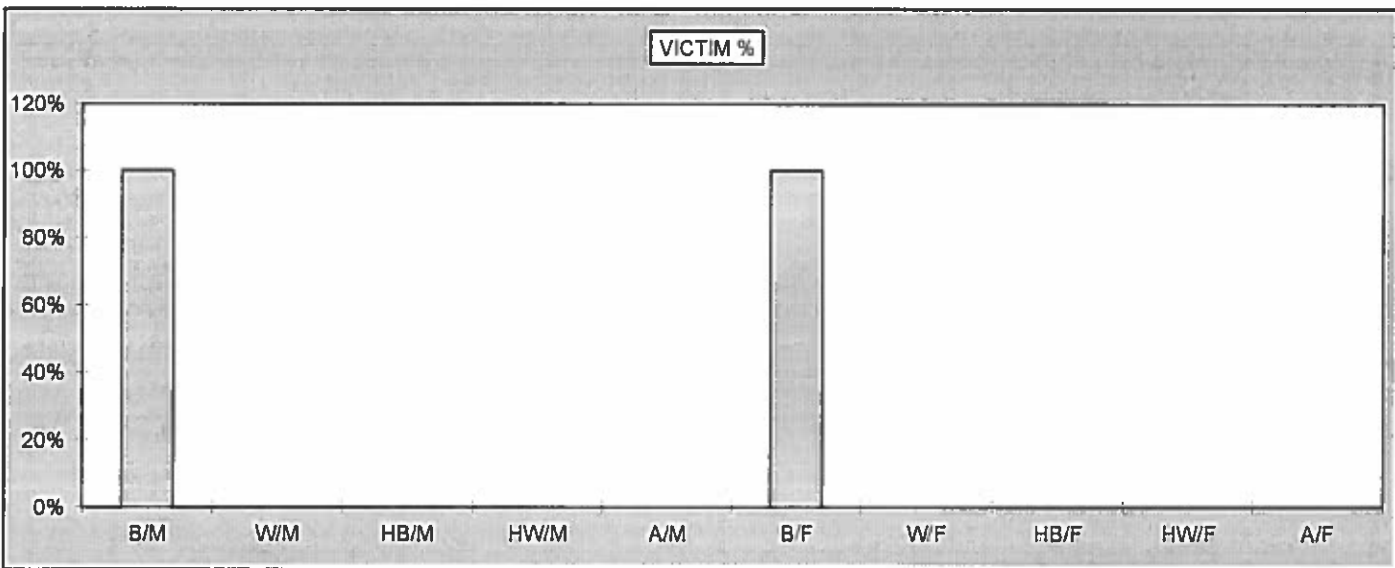
**2015
MAY HOMICIDE COMPARISON
BY RACE, SEX, AND ETHNIC ORIGIN**

	VICTIM	PERPETRATOR
B/M	7	3
W/M	0	0
HB/M	0	0
HW/M	0	0
A/M	0	0
TOTAL MALES	7	3
B/F	3	1
W/F	0	0
HB/F	0	0
HW/F	0	0
A/F	0	0
TOTAL FEMALES	3	1
TOTAL	10	4

	VICTIM %	PERPETRATOR %
B/M	100%	100%
W/M	0%	0%
HB/M	0%	0%
HW/M	0%	0%
A/M	0%	0%

B/F	100%	100%
W/F	0%	0%
HB/F	0%	0%
HW/F	0%	0%
A/F	0%	0%

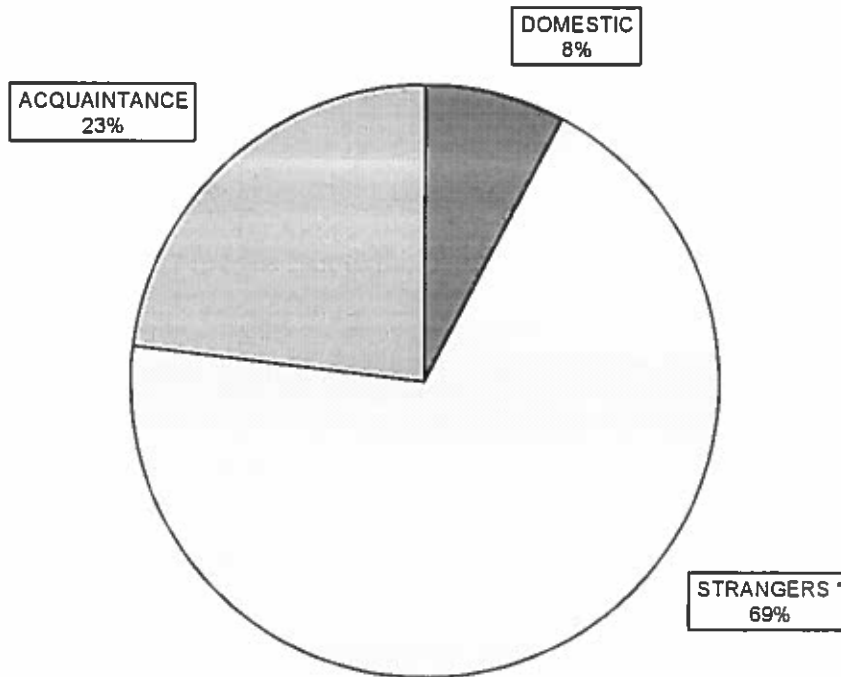
PERPETRATOR UNKNOWN FOR 6 HOMICIDES	
--	--



**2015
HOMICIDE BREAKDOWN
YEAR TO DATE**

MAY							
MONTH	ACTUAL	DOMESTIC	%	STRANGERS *	%	ACQUAINTANCE	%
JANUARY	6	1	17%	2	33%	3	50%
FEBRUARY	9	0	0%	8	89%	1	11%
MARCH	5	0	0%	5	100%	0	0%
APRIL	9	0	0%	6	67%	3	33%
MAY	10	2	20%	6	60%	2	20%
JUNE							
JULY							
AUGUST							
SEPTEMBER							
OCTOBER							
NOVEMBER							
DECEMBER							
TOTAL	39	3	8%	27	69%	9	23%

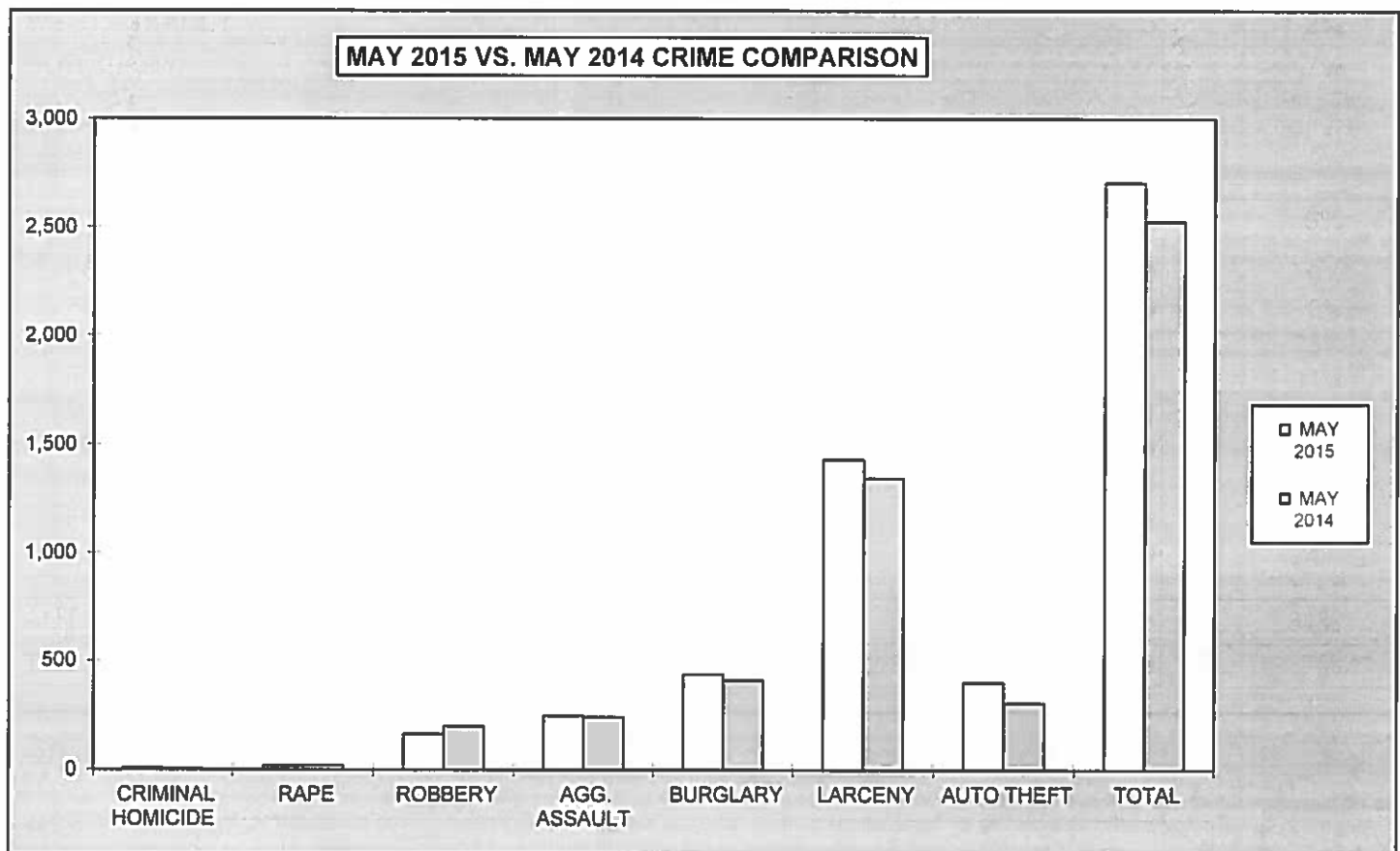
HOMICIDE BREAKDOWN BY VICTIM/OFFENDER RELATIONSHIP



* UNKNOWN INCLUDED IN WITH STRANGERS

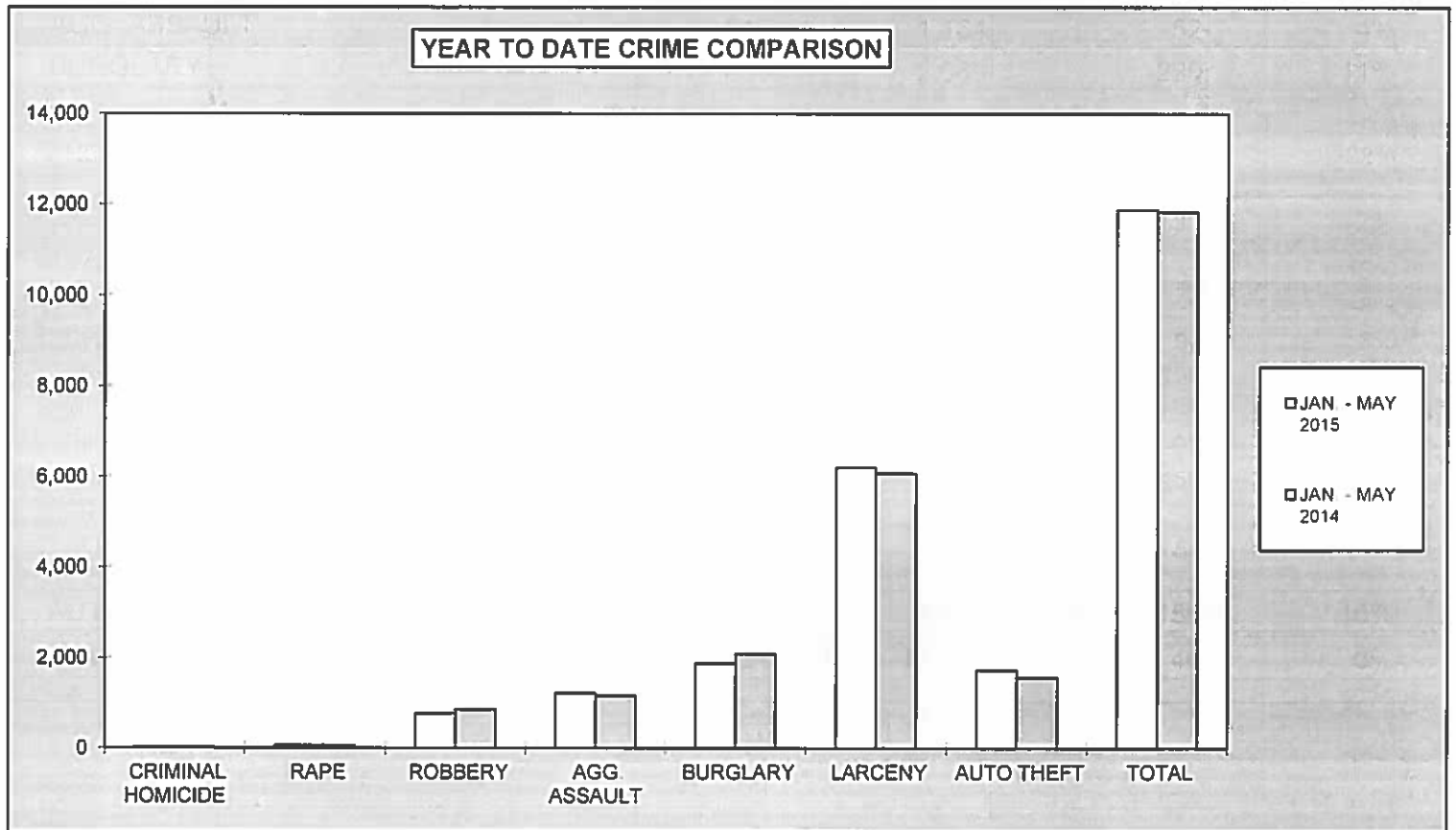
**2015
MONTHLY CRIME COMPARISON**

CRIME	MAY 2015	MAY 2014	# DIFFERENCE	% DIFFERENCE
CRIMINAL HOMICIDE	10	5	5	100%
RAPE	17	19	-2	-11%
ROBBERY	164	199	-35	-18%
AGG. ASSAULT	246	241	5	2%
BURGLARY	438	411	27	7%
RESIDENCE	374	350	24	7%
NON-RESIDENCE	64	61	3	5%
LARCENY	1,430	1,345	85	6%
POCKETPICKING	4	4	0	0%
PURSE SNATCHING	26	26	0	0%
SHOPLIFTING	235	191	44	23%
FROM MOTOR VEHICLES	746	670	76	11%
MOTOR VEH. PARTS/ACCESSORIES	84	105	-21	-20%
BICYCLES	21	30	-9	-30%
FROM BUILDINGS	108	154	-46	-30%
FROM COIN OPERATED MACHINES	4	2	2	100%
ALL OTHER	202	163	39	24%
AUTO THEFT	400	305	95	31%
TOTAL	2,705	2,525	180	7%



**2015
YEAR TO DATE CRIME COMPARISON**

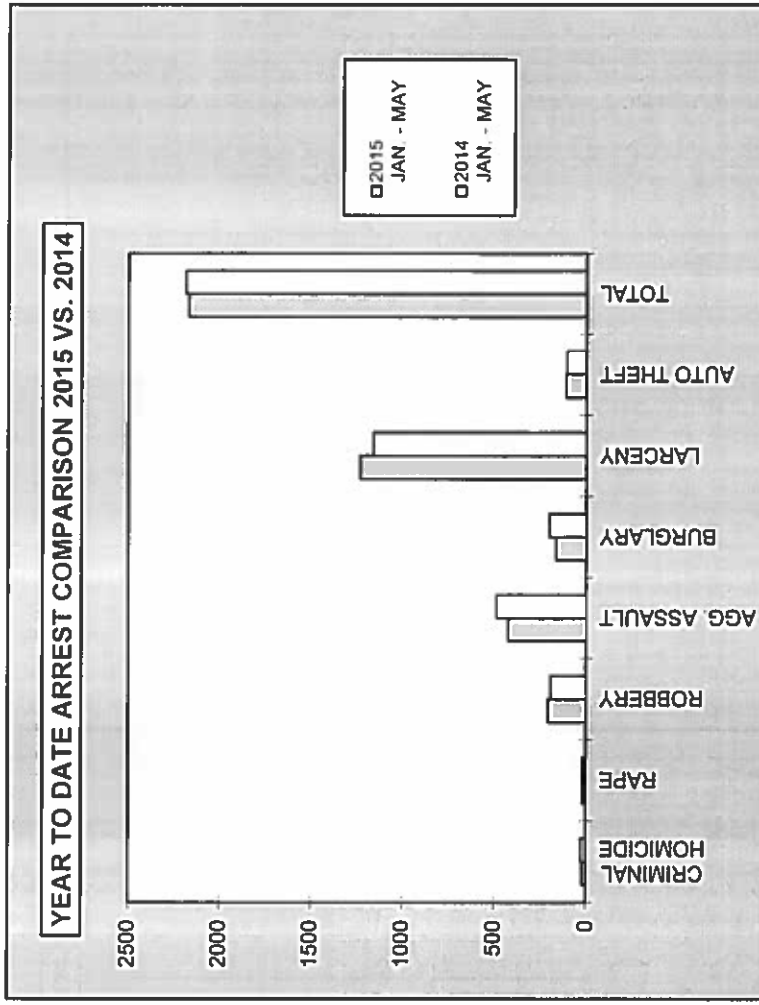
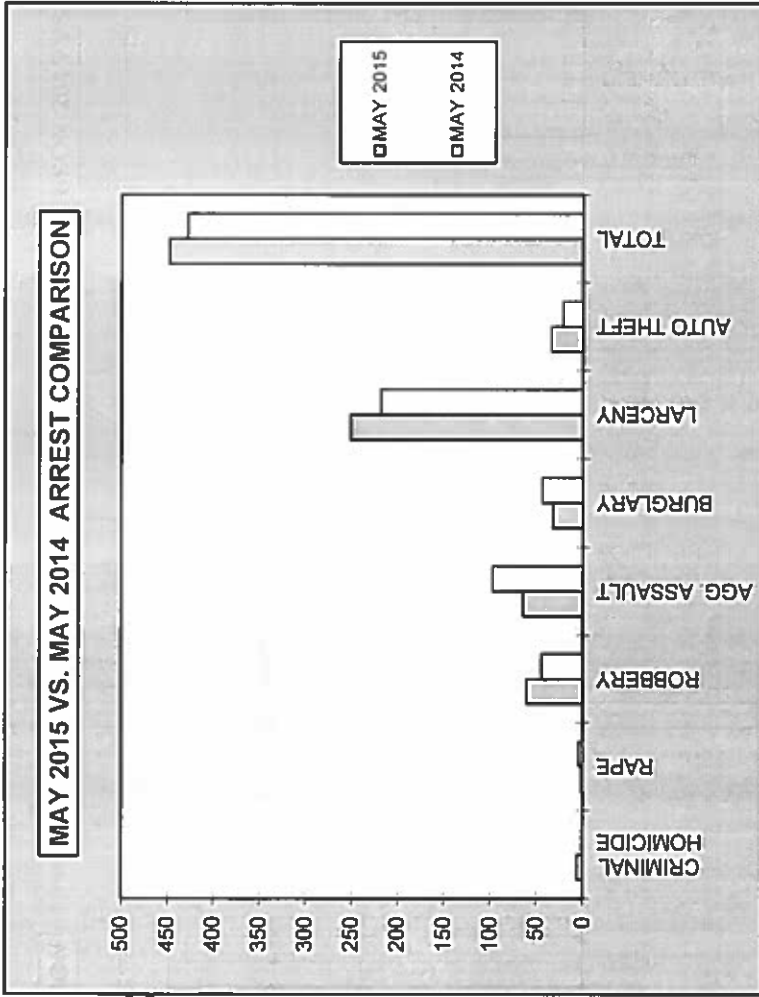
FIRST 5 MONTHS				
CRIME	JAN. - MAY 2015	JAN. - MAY 2014	# DIFFERENCE	% DIFFERENCE
CRIMINAL HOMICIDE	39	27	12	44%
RAPE	66	62	4	6%
ROBBERY	764	853	-89	-10%
AGG. ASSAULT	1,216	1,164	52	4%
BURGLARY	1,869	2,089	-220	-11%
RESIDENCE	1,579	1,718	-139	-8%
NON-RESIDENCE	290	371	-81	-22%
LARCENY	6,204	6,073	131	2%
POCKETPICKING	27	32	-5	-16%
PURSE SNATCHING	107	116	-9	-8%
SHOPLIFTING	1,174	1,084	90	8%
FROM MOTOR VEHICLES	3,077	2,882	195	7%
MOTOR VEH. PARTS/ACCESSORIES	389	394	-5	-1%
BICYCLES	71	100	-29	-29%
FROM BUILDINGS	548	703	-155	-22%
FROM COIN OPERATED MACHINES	9	11	-2	-18%
ALL OTHER	802	751	51	7%
AUTO THEFT	1,726	1,570	156	10%
TOTAL	11,884	11,838	46	0%



**2015
ARREST COMPARISON**

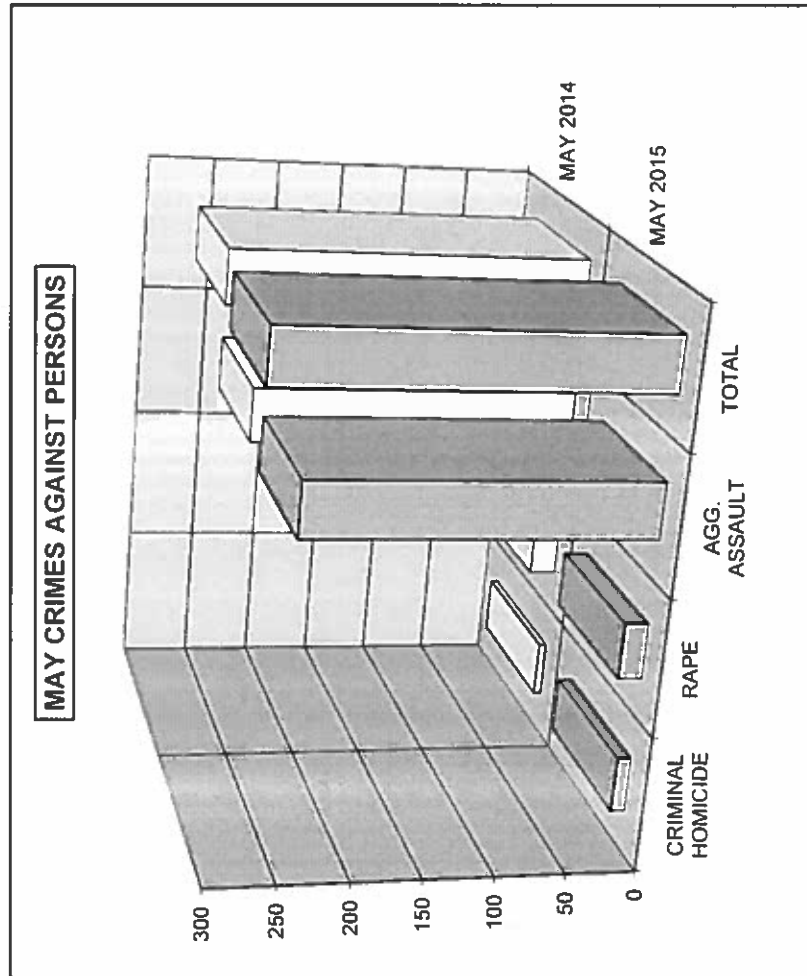
MAY ARREST COMPARISON					
CRIME	MAY 2015	MAY 2014	# DIFFERENCE	% DIFFERENCE	
CRIMINAL HOMICIDE	6	1	5	500%	
RAPE	2	4	-2	-50%	
ROBBERY	60	44	16	36%	
AGG ASSAULT	64	97	-33	-34%	
BURGLARY	32	43	-11	-26%	
LARCENY	251	218	33	15%	
AUTO THEFT	33	21	12	57%	
TOTAL	448	428	20	5%	

FIRST 5 MONTHS ARREST COMPARISON					
CRIME	2015 JAN. - MAY	2014 JAN. - MAY	# DIFFERENCE	% DIFFERENCE	
CRIMINAL HOMICIDE	20	27	-7	-26%	
RAPE	19	17	2	12%	
ROBBERY	206	191	15	8%	
AGG ASSAULT	421	486	-65	-13%	
BURGLARY	161	201	-40	-20%	
LARCENY	1,232	1,160	72	6%	
AUTO THEFT	109	102	7	7%	
TOTAL	2,168	2,184	-16	-1%	



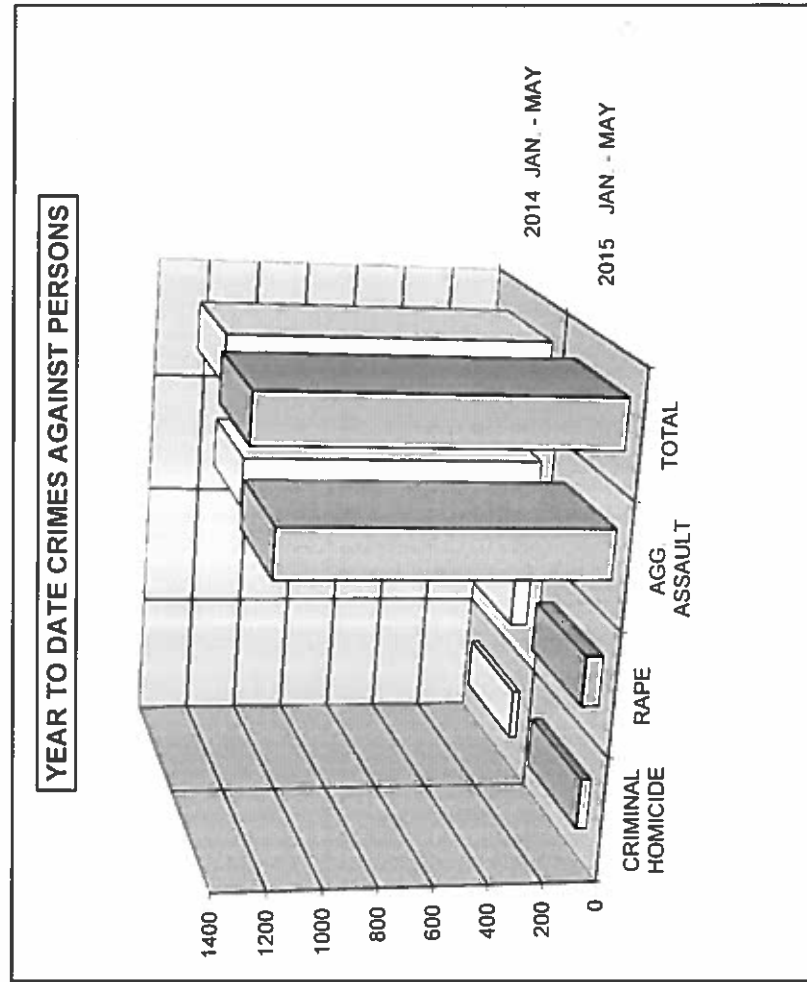
**2015
CRIME COMPARISON
CRIMES AGAINST PERSONS**

MAY				
CRIME	MAY 2015	MAY 2014	# DIFFERENCE	% DIFFERENCE
CRIMINAL HOMICIDE	10	5	5	100%
RAPE	17	19	-2	-11%
AGG. ASSAULT	246	241	5	2%
TOTAL	273	265	8	3%



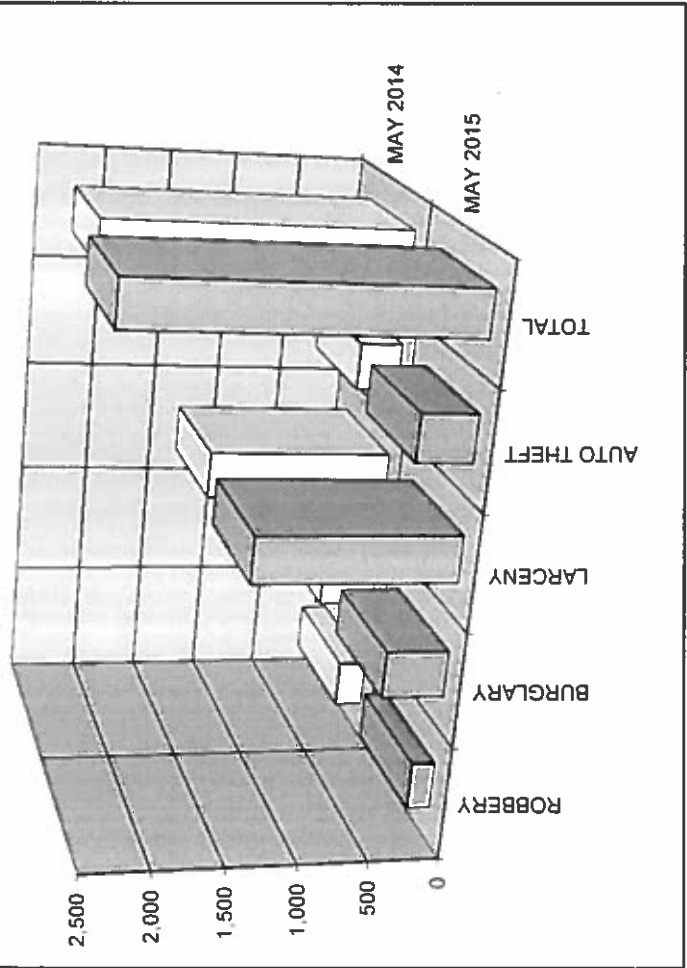
FIRST 5 MONTHS

CRIME	2015 JAN. - MAY	2014 JAN. - MAY	# DIFFERENCE	% DIFFERENCE
CRIMINAL HOMICIDE	39	27	12	44%
RAPE	66	62	4	6%
AGG. ASSAULT	1,216	1,164	52	4%
TOTAL	1,321	1,253	68	5%

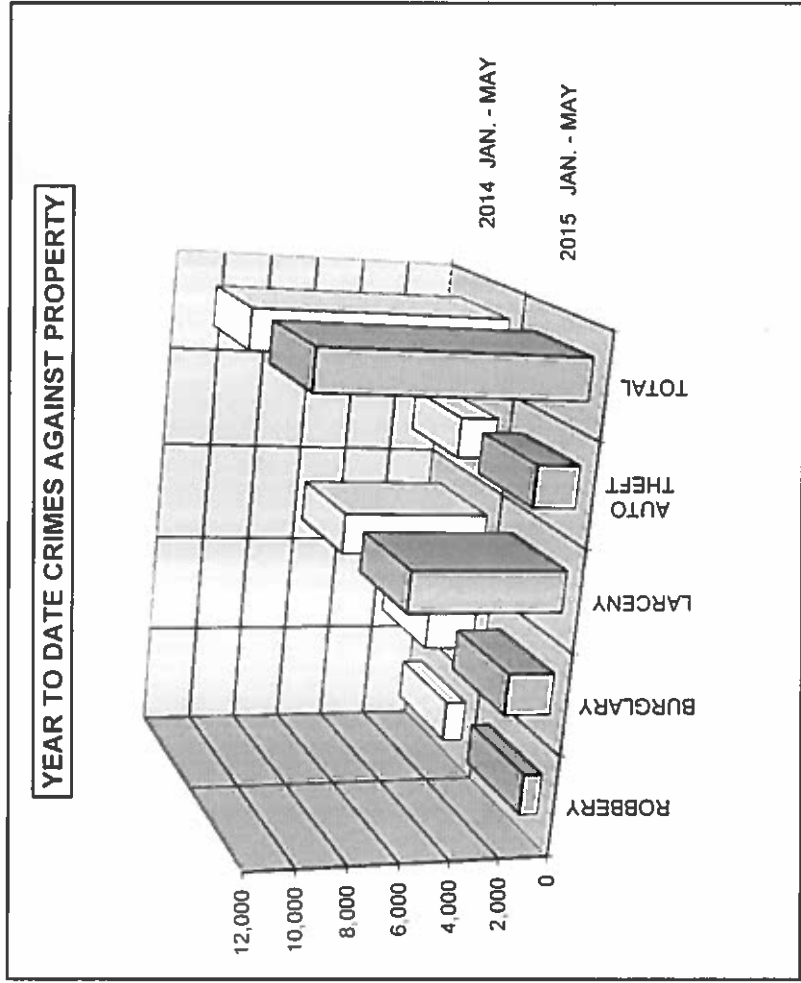


**2015
CRIME COMPARISON
CRIMES AGAINST PROPERTY**

MAY					
CRIME	MAY 2015	MAY 2014	# DIFFERENCE	% DIFFERENCE	
ROBBERY	164	199	-35	-18%	
BURGLARY	438	411	27	7%	
LARCENY	1,430	1,345	85	6%	
AUTO THEFT	400	305	95	31%	
TOTAL	2,432	2,260	172	8%	

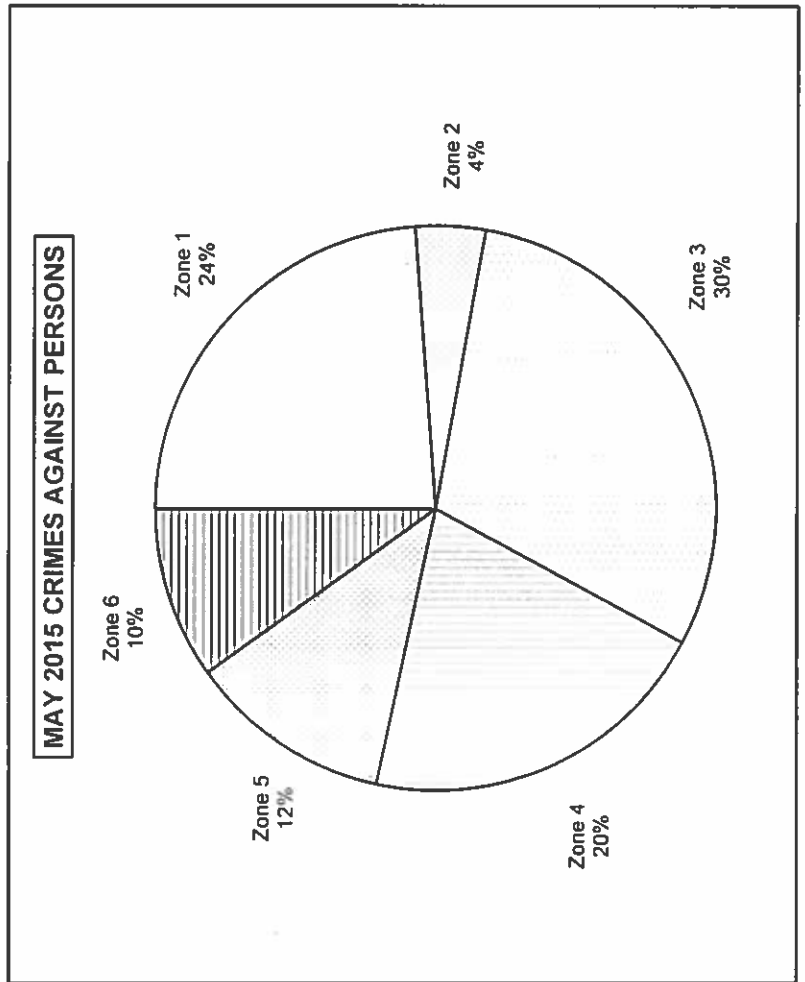


FIRST 5 MONTHS					
CRIME	2015 JAN - MAY	2014 JAN - MAY	# DIFFERENCE	% DIFFERENCE	
ROBBERY	764	853	-89	-10%	
BURGLARY	1,869	2,089	-220	-11%	
LARCENY	6,204	6,073	131	2%	
AUTO THEFT	1,726	1,570	156	10%	
TOTAL	10,563	10,585	-22	0%	

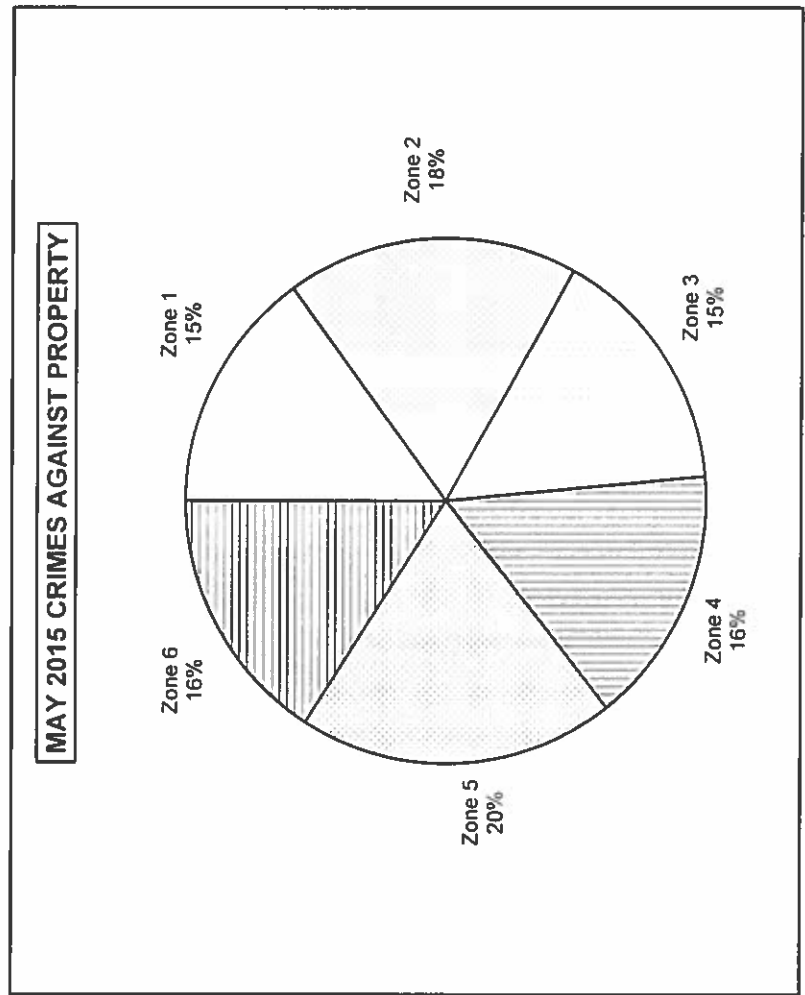


2015
AREA BREAKDOWN
CRIMES AGAINST PERSONS AND PROPERTY

MAY 2015 CRIMES AGAINST PERSONS BY ZONE						
CRIME	Zone 1	Zone 2	Zone 3	Zone 4	Zone 5	Zone 6
CRIMINAL HOMICIDE	1	0	4	3	0	2
RAPE	5	0	7	0	5	0
AGG. ASSAULT	59	11	71	53	27	25
TOTAL CRIMES AGAINST PERSONS	65	11	82	56	32	27



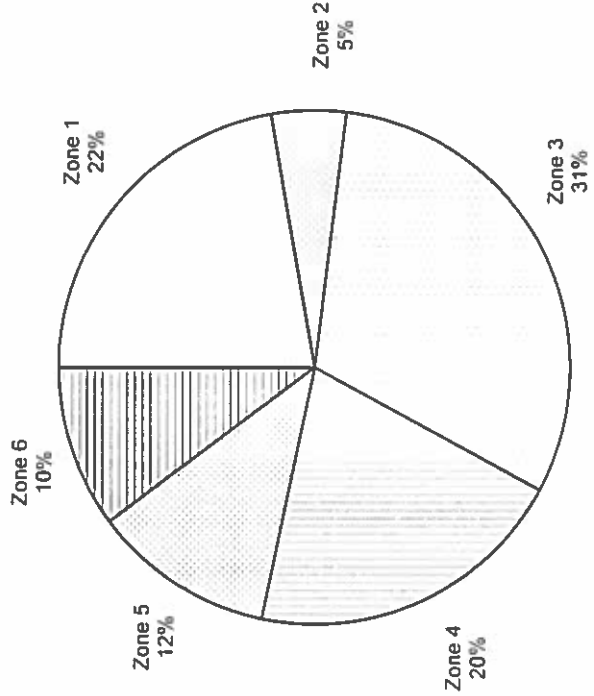
MAY 2015 CRIMES AGAINST PROPERTY BY ZONE						
CRIME	Zone 1	Zone 2	Zone 3	Zone 4	Zone 5	Zone 6
ROBBERY	44	18	24	28	31	19
BURGLARY	82	75	92	105	20	64
LARCENY	172	309	158	196	363	232
AUTO THEFT	66	38	102	58	63	73
TOTAL CRIMES AGAINST PROPERTY	364	440	376	387	477	388



**2015
YEAR TO DATE AREA BREAKDOWN
CRIMES AGAINST PERSONS AND PROPERTY**

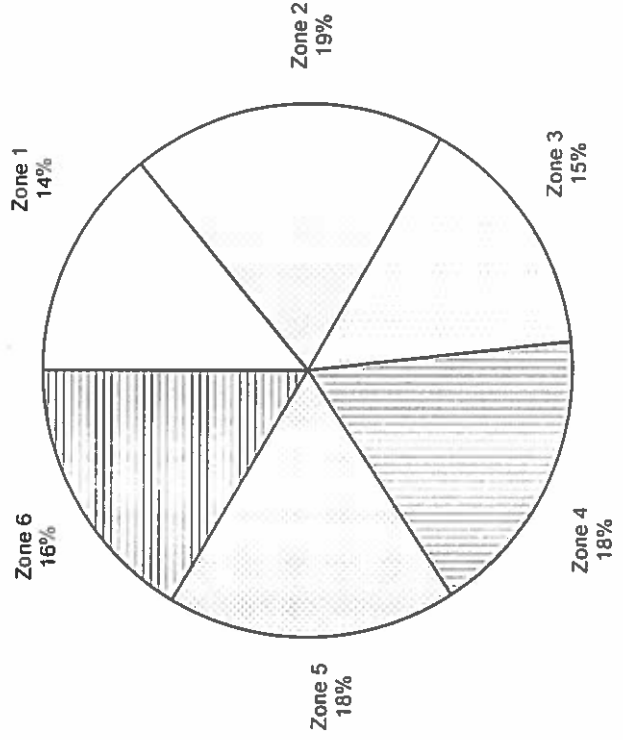
FIRST 5 MONTHS 2015 CRIMES AGAINST PERSONS BY ZONE						
CRIME	Zone 1	Zone 2	Zone 3	Zone 4	Zone 5	Zone 6
CRIMINAL HOMICIDE	13	1	9	9	1	6
RAPE	15	7	13	6	18	7
AGG. ASSAULT	266	54	387	254	133	122
TOTAL CRIMES AGAINST PERSONS	294	62	409	269	152	135

2015 YEAR TO DATE CRIMES AGAINST PERSONS



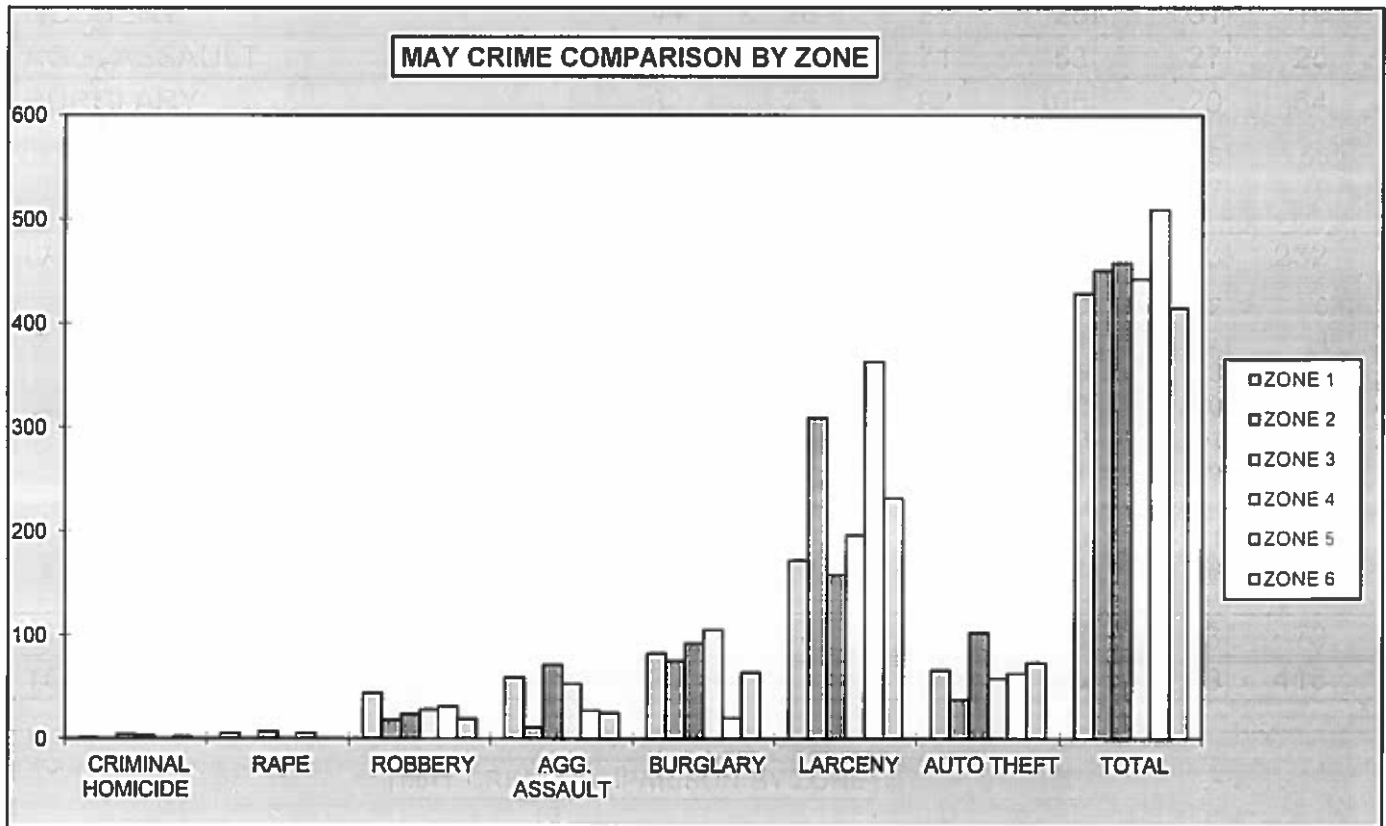
FIRST 5 MONTHS 2015 CRIMES AGAINST PROPERTY BY ZONE						
CRIME	Zone 1	Zone 2	Zone 3	Zone 4	Zone 5	Zone 6
ROBBERY	155	89	160	160	107	93
BURGLARY	339	302	397	444	105	282
LARCENY	720	1,466	657	862	1,454	1,045
AUTO THEFT	275	164	374	393	196	324
TOTAL CRIMES AGAINST PROPERTY	1,489	2,021	1,588	1,859	1,862	1,744

2015 YEAR TO DATE CRIMES AGAINST PROPERTY



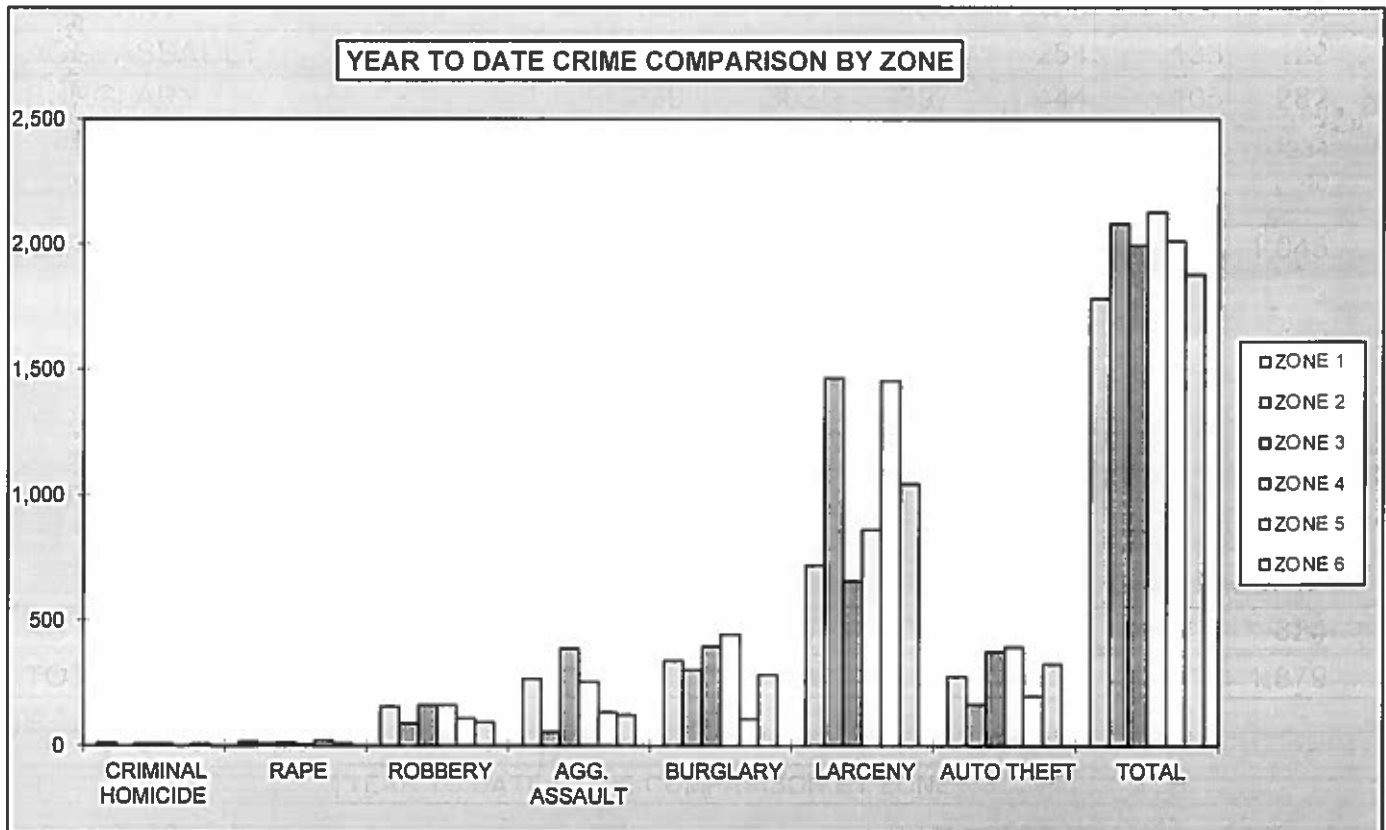
**2015
AREA BREAKDOWN**

MAY CRIME COMPARISON BY ZONE						
CRIME	ZONE 1	ZONE 2	ZONE 3	ZONE 4	ZONE 5	ZONE 6
CRIMINAL HOMICIDE	1	0	4	3	0	2
RAPE	5	0	7	0	5	0
ROBBERY	44	18	24	28	31	19
AGG. ASSAULT	59	11	71	53	27	25
BURGLARY	82	75	92	105	20	64
RESIDENCE	75	65	81	85	13	55
NON-RESIDENCE	7	10	11	20	7	9
LARCENY	172	309	158	196	363	232
POCKETPICKING	0	1	1	0	2	0
PURSE SNATCHING	7	2	2	4	7	4
SHOPLIFTING	37	95	10	35	23	35
FROM MOTOR VEHICLES	65	137	66	92	250	136
MOTOR VEH. PARTS/ACCESSORIES	15	10	20	20	11	8
BICYCLES	1	1	3	1	9	6
FROM BUILDINGS	15	29	10	10	24	20
FROM COIN OPERATED MACHINES	1	0	2	0	1	0
ALL OTHER	31	34	44	34	36	23
AUTO THEFT	66	38	102	58	63	73
TOTAL	429	451	458	443	509	415



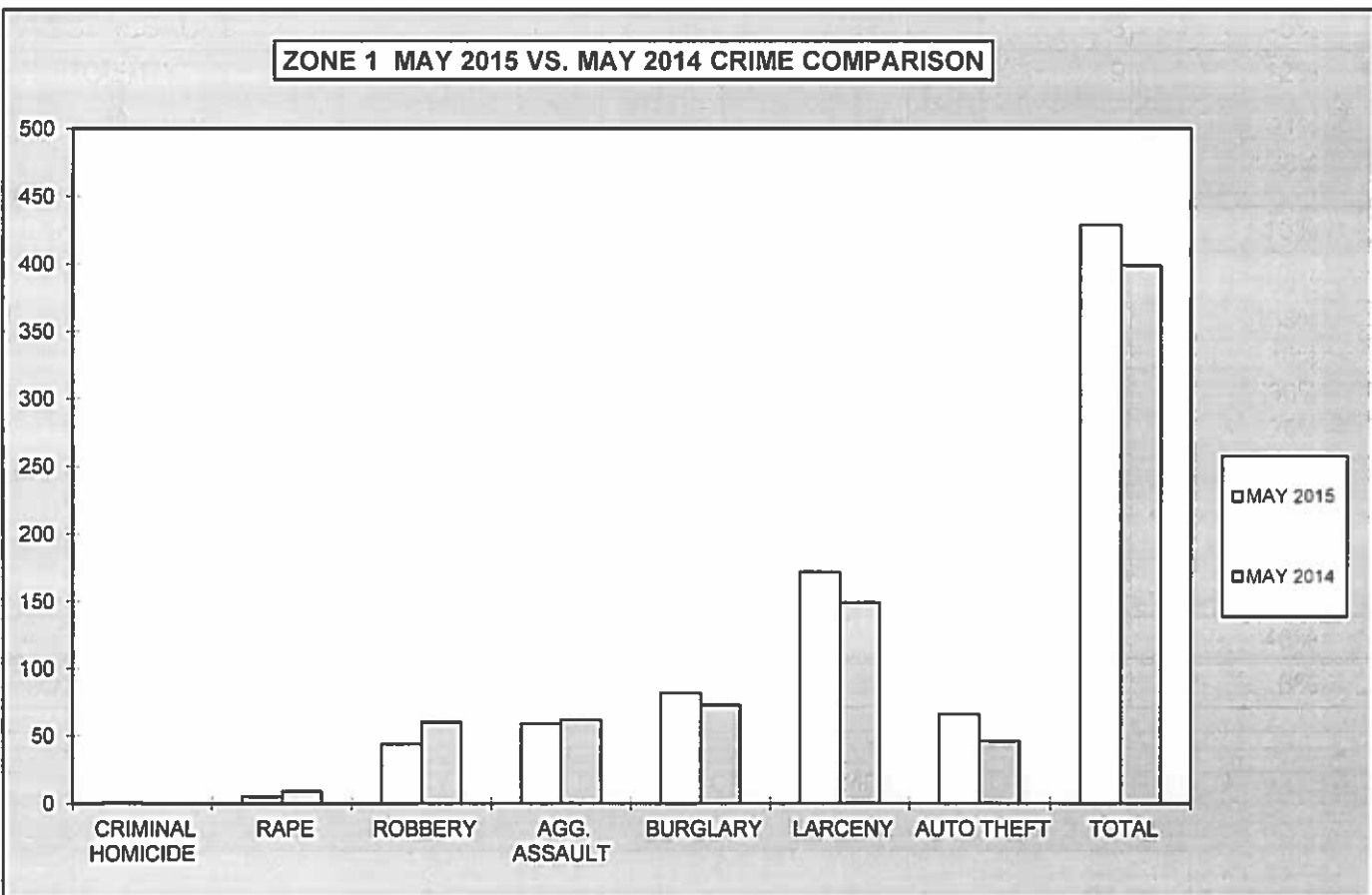
**2015
YEAR TO DATE AREA BREAKDOWN**

FIRST 5 MONTHS CRIME COMPARISON BY ZONE						
CRIME	ZONE 1	ZONE 2	ZONE 3	ZONE 4	ZONE 5	ZONE 6
CRIMINAL HOMICIDE	13	1	9	9	1	6
RAPE	15	7	13	6	18	7
ROBBERY	155	89	160	160	107	93
AGG. ASSAULT	266	54	387	254	133	122
BURGLARY	339	302	397	444	105	282
RESIDENCE	298	231	347	395	74	234
NON-RESIDENCE	41	71	50	49	31	48
LARCENY	720	1,466	657	862	1,454	1,045
POCKETPICKING	1	8	2	3	9	4
PURSE SNATCHING	21	7	13	19	32	15
SHOPLIFTING	186	448	73	164	131	172
FROM MOTOR VEHICLES	268	645	299	378	898	589
MOTOR VEH. PARTS/ACCESSORIES	67	56	74	90	51	51
BICYCLES	3	3	7	6	31	21
FROM BUILDINGS	61	144	46	53	166	78
FROM COIN OPERATED MACHINES	1	1	5	1	1	0
ALL OTHER	112	154	138	148	135	115
AUTO THEFT	275	164	374	393	196	324
TOTAL	1,783	2,083	1,997	2,128	2,014	1,879



2015
MONTHLY CRIME COMPARISON

ZONE 1				
CRIME	MAY 2015	MAY 2014	# DIFFERENCE	% DIFFERENCE
CRIMINAL HOMICIDE	1	0	1	100%
RAPE	5	9	-4	-44%
ROBBERY	44	60	-16	-27%
AGG. ASSAULT	59	62	-3	-5%
BURGLARY	82	73	9	12%
RESIDENCE	75	62	13	21%
NON-RESIDENCE	7	11	-4	-36%
LARCENY	172	149	23	15%
POCKETPICKING	0	-1	1	100%
PURSE SNATCHING	7	3	4	133%
SHOPLIFTING	37	32	5	16%
FROM MOTOR VEHICLES	65	50	15	30%
MOTOR VEH. PARTS/ACCESSORIES	15	12	3	25%
BICYCLES	1	1	0	0%
FROM BUILDINGS	15	20	-5	-25%
FROM COIN OPERATED MACHINES	1	0	1	100%
ALL OTHER	31	32	-1	-3%
AUTO THEFT	66	46	20	43%
TOTAL	429	399	30	8%

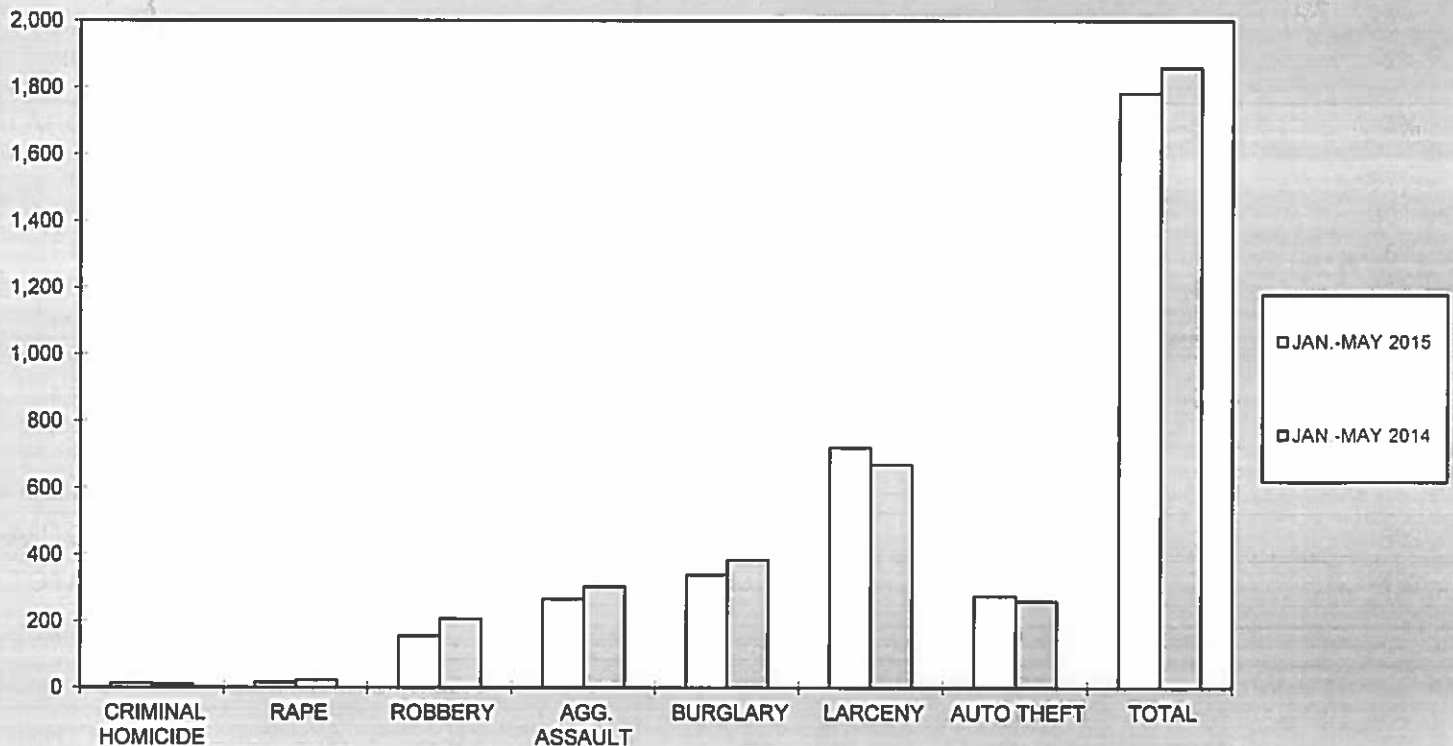


**2015
YEAR TO DATE CRIME COMPARISON**

ZONE 1

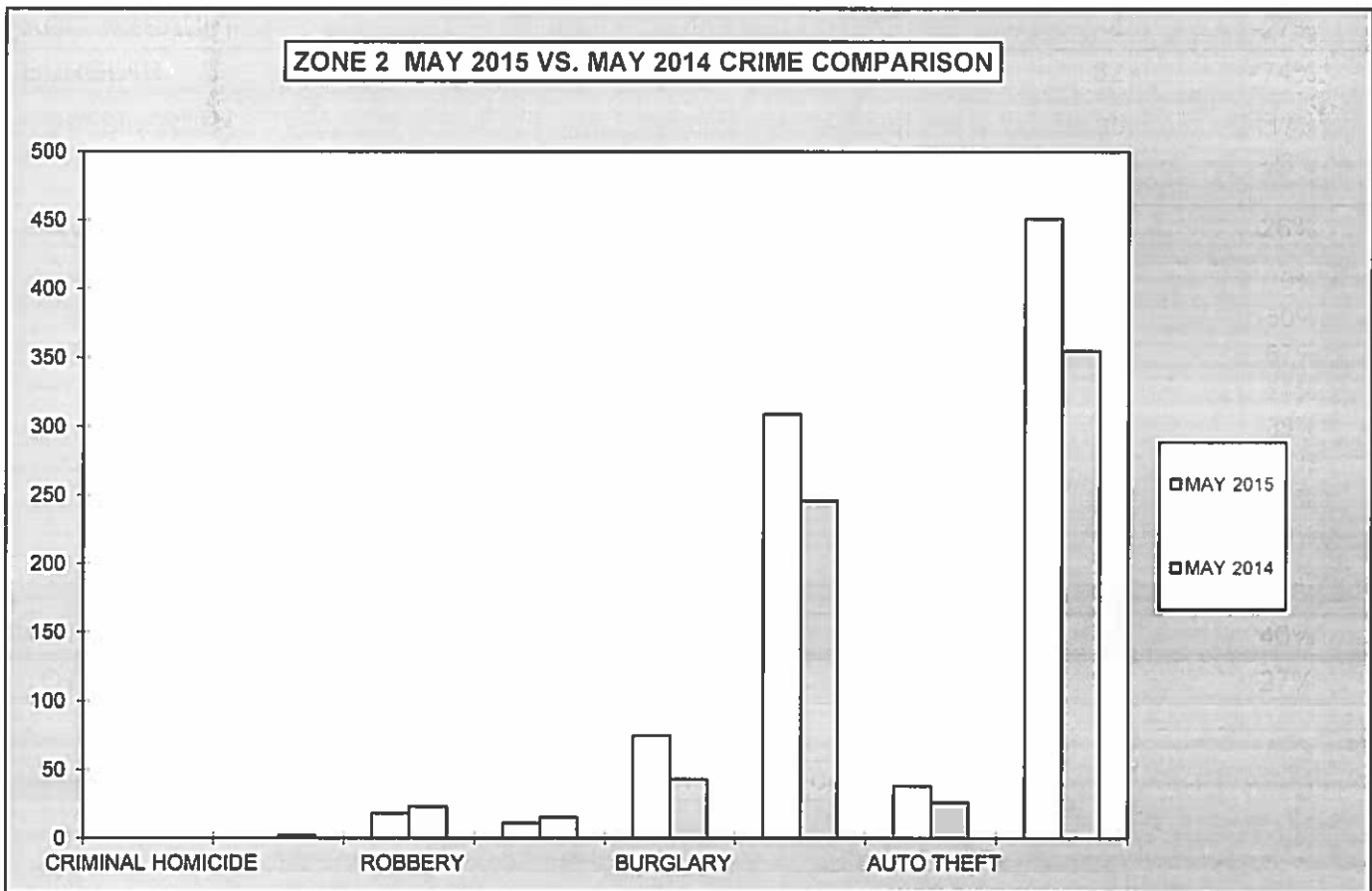
CRIME	JAN.-MAY 2015	JAN.-MAY 2014	# DIFFERENCE	% DIFFERENCE
CRIMINAL HOMICIDE	13	11	2	18%
RAPE	15	23	-8	-35%
ROBBERY	155	207	-52	-25%
AGG. ASSAULT	266	304	-38	-13%
BURGLARY	339	384	-45	-12%
RESIDENCE	298	342	-44	-13%
NON-RESIDENCE	41	42	-1	-2%
LARCENY	720	670	50	7%
POCKETPICKING	1	3	-2	-67%
PURSE SNATCHING	21	15	6	40%
SHOPLIFTING	186	177	9	5%
FROM MOTOR VEHICLES	268	190	78	41%
MOTOR VEH. PARTS/ACCESSORIES	67	64	3	5%
BICYCLES	3	2	1	50%
FROM BUILDINGS	61	96	-35	-36%
FROM COIN OPERATED MACHINES	1	2	-1	-50%
ALL OTHER	112	121	-9	-7%
AUTO THEFT	275	260	15	6%
TOTAL	1,783	1,859	-76	-4%

ZONE 1 YEAR TO DATE CRIME COMPARISON



**2015
MONTHLY CRIME COMPARISON**

ZONE 2				
CRIME	MAY 2015	MAY 2014	# DIFFERENCE	% DIFFERENCE
CRIMINAL HOMICIDE	0	0	0	0%
RAPE	0	2	-2	-100%
ROBBERY	18	23	-5	-22%
AGG. ASSAULT	11	15	-4	-27%
BURGLARY	75	43	32	74%
RESIDENCE	65	30	35	117%
NON-RESIDENCE	10	13	-3	-23%
LARCENY	309	246	63	26%
POCKETPICKING	1	1	0	0%
PURSE SNATCHING	2	4	-2	-50%
SHOPLIFTING	95	57	38	67%
FROM MOTOR VEHICLES	137	108	29	27%
MOTOR VEH. PARTS/ACCESSORIES	10	16	-6	-38%
BICYCLES	1	4	-3	-75%
FROM BUILDINGS	29	35	-6	-17%
FROM COIN OPERATED MACHINES	0	0	0	0%
ALL OTHER	34	21	13	62%
AUTO THEFT	38	26	12	46%
TOTAL	451	355	96	27%

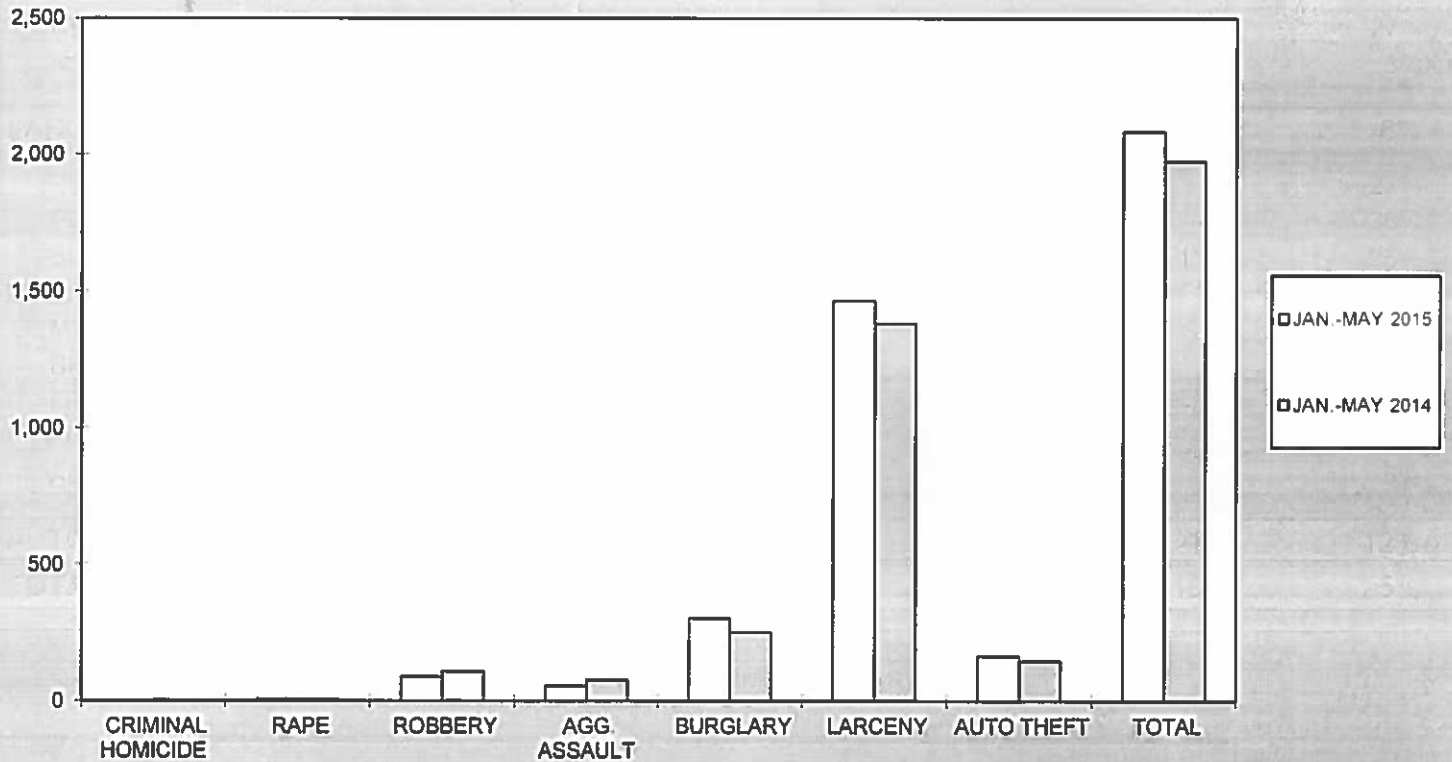


**2015
YEAR TO DATE CRIME COMPARISON**

ZONE 2

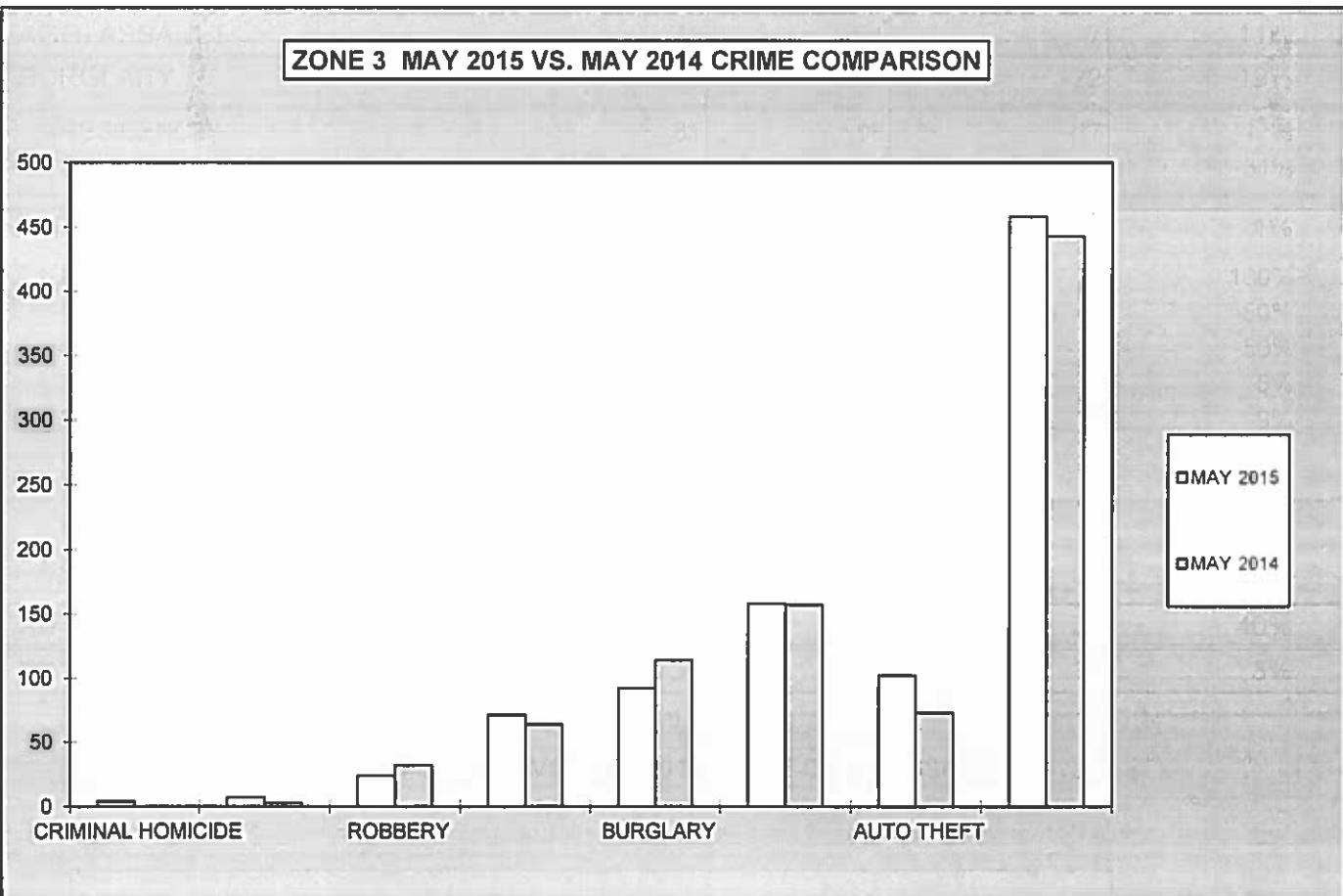
CRIME	JAN.-MAY 2015	JAN.-MAY 2014	# DIFFERENCE	% DIFFERENCE
CRIMINAL HOMICIDE	1	2	-1	-50%
RAPE	7	7	0	0%
ROBBERY	89	109	-20	-18%
AGG. ASSAULT	54	77	-23	-30%
BURGLARY	302	251	51	20%
RESIDENCE	231	182	49	27%
NON-RESIDENCE	71	69	2	3%
LARCENY	1,466	1,383	83	6%
POCKETPICKING	8	11	-3	-27%
PURSE SNATCHING	7	11	-4	-36%
SHOPLIFTING	448	330	118	36%
FROM MOTOR VEHICLES	645	635	10	2%
MOTOR VEH. PARTS/ACCESSORIES	56	60	-4	-7%
BICYCLES	3	11	-8	-73%
FROM BUILDINGS	144	177	-33	-19%
FROM COIN OPERATED MACHINES	1	1	0	0%
ALL OTHER	154	147	7	5%
AUTO THEFT	164	146	18	12%
TOTAL	2,083	1,975	108	5%

ZONE 2 YEAR TO DATE CRIME COMPARISON



**2015
MONTHLY CRIME COMPARISON**

ZONE 3				
CRIME	MAY 2015	MAY 2014	# DIFFERENCE	% DIFFERENCE
CRIMINAL HOMICIDE	4	0	4	100%
RAPE	7	3	4	133%
ROBBERY	24	32	-8	-25%
AGG. ASSAULT	71	64	7	11%
BURGLARY	92	114	-22	-19%
RESIDENCE	81	98	-17	-17%
NON-RESIDENCE	11	16	-5	-31%
LARCENY	158	157	1	1%
POCKETPICKING	1	0	1	100%
PURSE SNATCHING	2	4	-2	-50%
SHOPLIFTING	10	20	-10	-50%
FROM MOTOR VEHICLES	66	63	3	5%
MOTOR VEH. PARTS/ACCESSORIES	20	22	-2	-9%
BICYCLES	3	2	1	50%
FROM BUILDINGS	10	13	-3	-23%
FROM COIN OPERATED MACHINES	2	1	1	100%
ALL OTHER	44	32	12	38%
AUTO THEFT	102	73	29	40%
TOTAL	458	443	15	3%

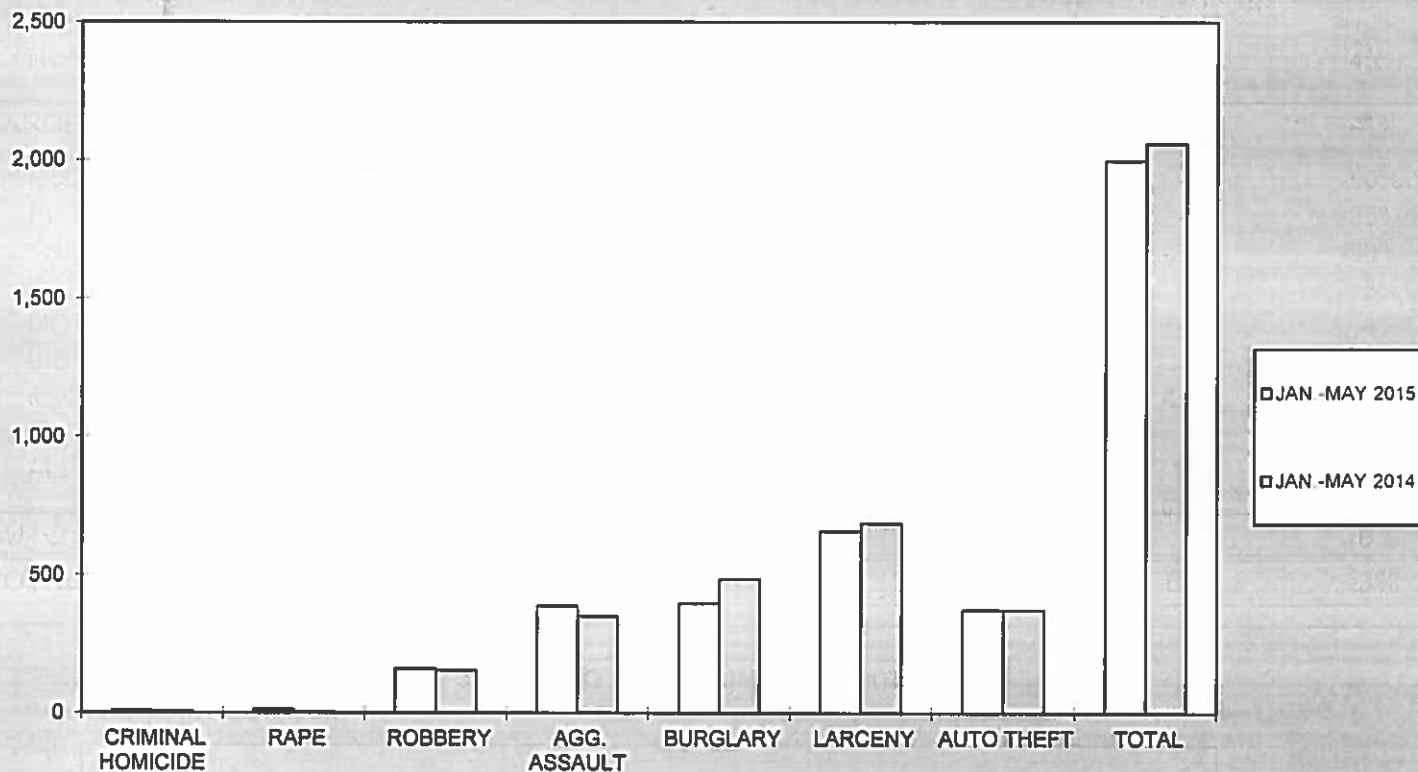


**2015
YEAR TO DATE CRIME COMPARISON**

ZONE 3

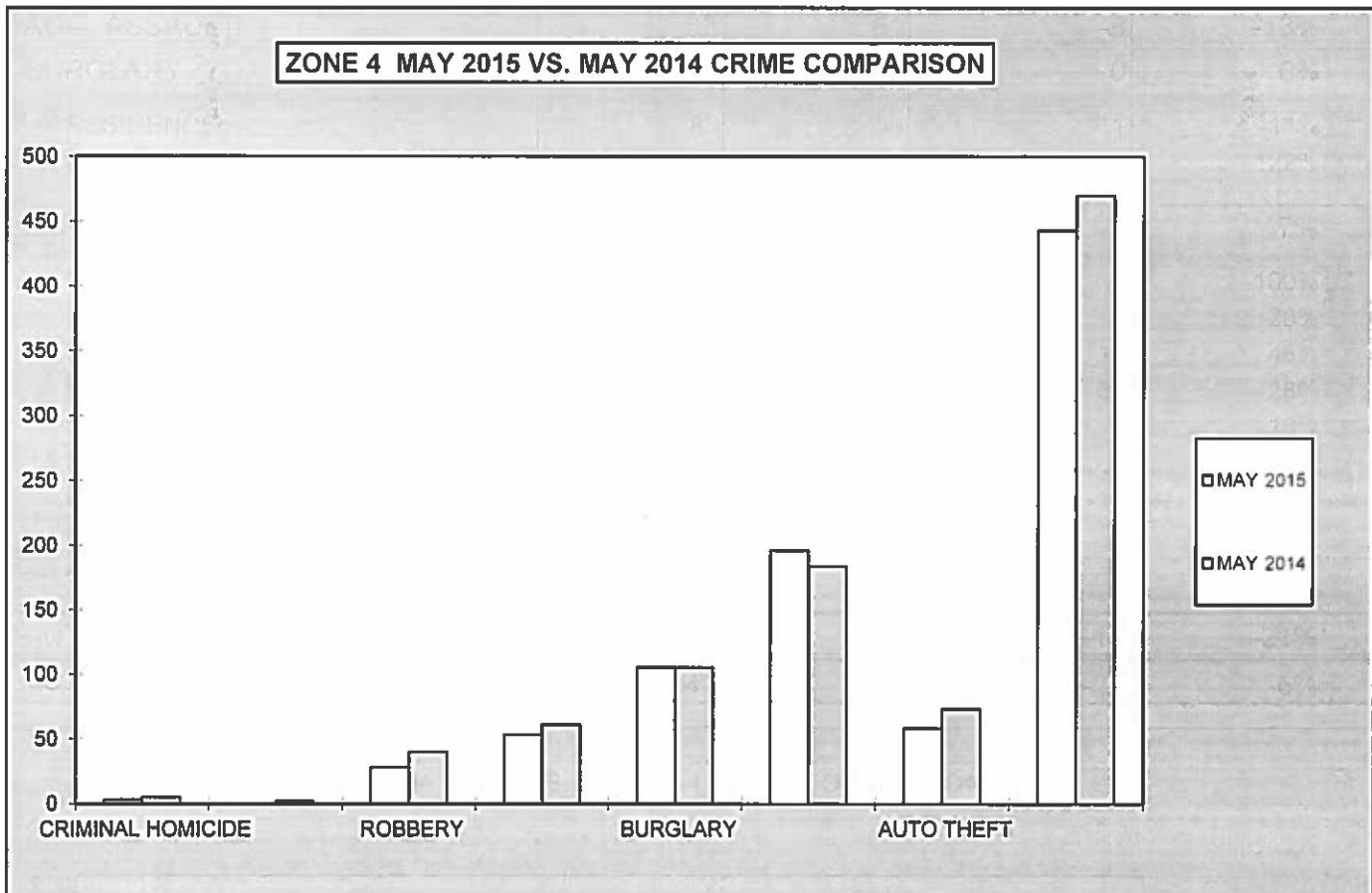
CRIME	JAN.-MAY 2015	JAN.-MAY 2014	# DIFFERENCE	% DIFFERENCE
CRIMINAL HOMICIDE	9	7	2	29%
RAPE	13	4	9	225%
ROBBERY	160	155	5	3%
AGG. ASSAULT	387	350	37	11%
BURGLARY	397	485	-88	-18%
RESIDENCE	347	394	-47	-12%
NON-RESIDENCE	50	91	-41	-45%
LARCENY	657	686	-29	-4%
POCKETPICKING	2	4	-2	-50%
PURSE SNATCHING	13	20	-7	-35%
SHOPLIFTING	73	104	-31	-30%
FROM MOTOR VEHICLES	299	286	13	5%
MOTOR VEH. PARTS/ACCESSORIES	74	77	-3	-4%
BICYCLES	7	5	2	40%
FROM BUILDINGS	46	68	-22	-32%
FROM COIN OPERATED MACHINES	5	1	4	400%
ALL OTHER	138	121	17	14%
AUTO THEFT	374	373	1	0%
TOTAL	1,997	2,060	-63	-3%

ZONE 3 YEAR TO DATE CRIME COMPARISON



**2015
MONTHLY CRIME COMPARISON**

ZONE 4				
CRIME	MAY 2015	MAY 2014	# DIFFERENCE	% DIFFERENCE
CRIMINAL HOMICIDE	3	5	-2	-40%
RAPE	0	2	-2	-100%
ROBBERY	28	40	-12	-30%
AGG. ASSAULT	53	61	-8	-13%
BURGLARY	105	105	0	0%
RESIDENCE	85	96	-11	-11%
NON-RESIDENCE	20	9	11	122%
LARCENY	196	184	12	7%
POCKETPICKING	0	2	-2	-100%
PURSE SNATCHING	4	5	-1	-20%
SHOPLIFTING	35	24	11	46%
FROM MOTOR VEHICLES	92	72	20	28%
MOTOR VEH. PARTS/ACCESSORIES	20	17	3	18%
BICYCLES	1	0	1	100%
FROM BUILDINGS	10	26	-16	-62%
FROM COIN OPERATED MACHINES	0	0	0	0%
ALL OTHER	34	38	-4	-11%
AUTO THEFT	58	73	-15	-21%
TOTAL	443	470	-27	-6%

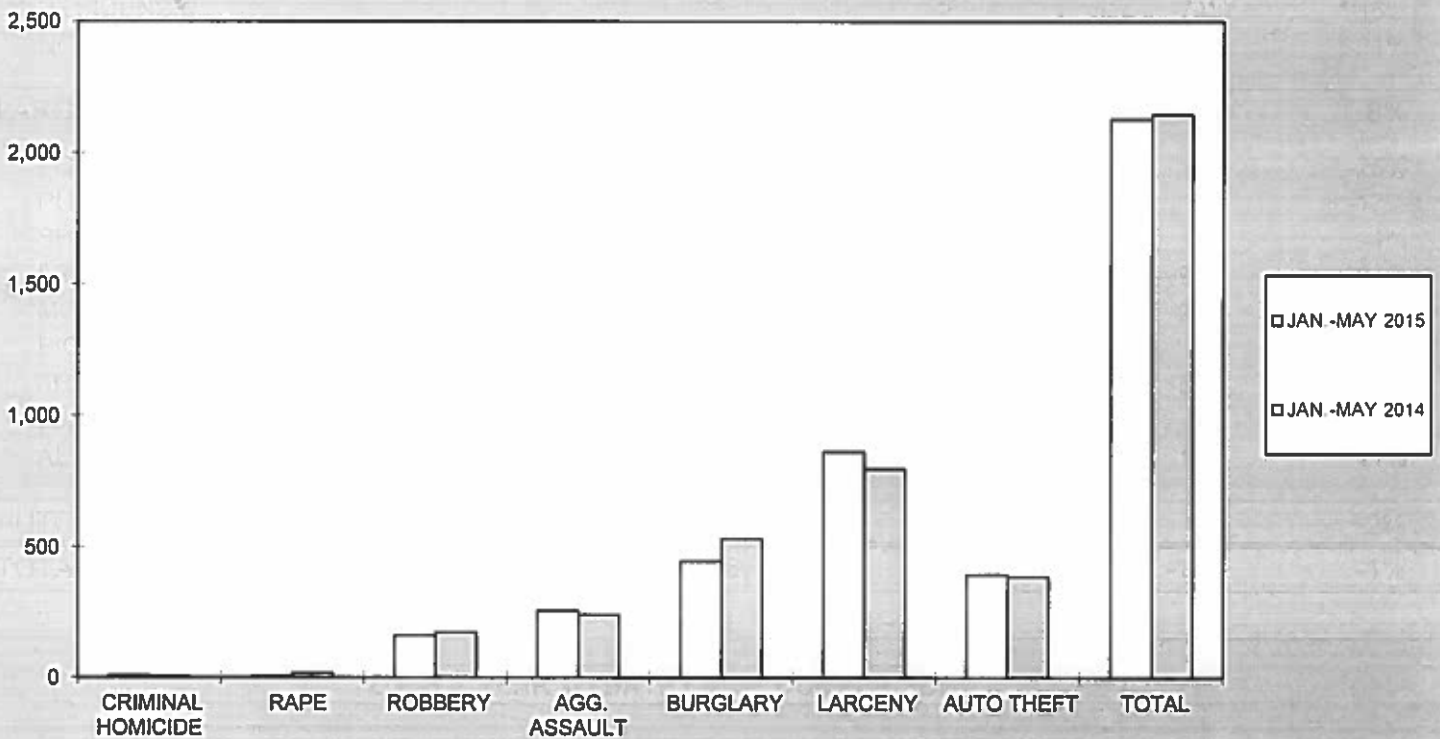


**2015
YEAR TO DATE CRIME COMPARISON**

ZONE 4

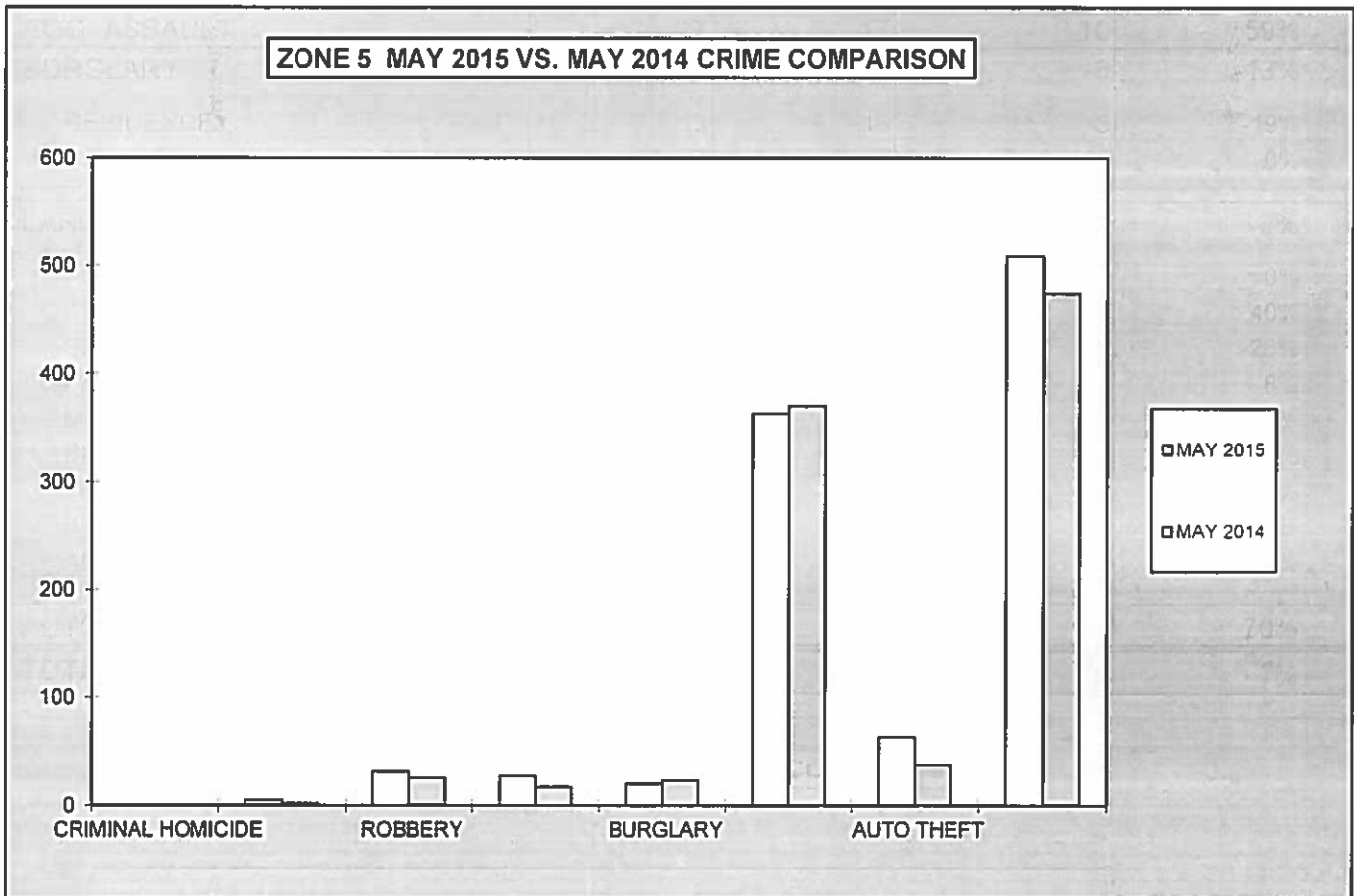
CRIME	JAN.-MAY 2015	JAN.-MAY 2014	# DIFFERENCE	% DIFFERENCE
CRIMINAL HOMICIDE	9	6	3	50%
RAPE	6	15	-9	-60%
ROBBERY	160	172	-12	-7%
AGG. ASSAULT	254	240	14	6%
BURGLARY	444	531	-87	-16%
RESIDENCE	395	469	-74	-16%
NON-RESIDENCE	49	62	-13	-21%
LARCENY	862	796	66	8%
POCKETPICKING	3	4	-1	-25%
PURSE SNATCHING	19	23	-4	-17%
SHOPLIFTING	164	165	-1	-1%
FROM MOTOR VEHICLES	378	288	90	31%
MOTOR VEH. PARTS/ACCESSORIES	90	70	20	29%
BICYCLES	6	5	1	20%
FROM BUILDINGS	53	106	-53	-50%
FROM COIN OPERATED MACHINES	1	2	-1	-50%
ALL OTHER	148	133	15	11%
AUTO THEFT	393	386	7	2%
TOTAL	2,128	2,146	-18	-1%

ZONE 4 YEAR TO DATE CRIME COMPARISON



**2015
MONTHLY CRIME COMPARISON**

ZONE 5				
CRIME	MAY 2015	MAY 2014	# DIFFERENCE	% DIFFERENCE
CRIMINAL HOMICIDE	0	0	0	0%
RAPE	5	2	3	150%
ROBBERY	31	25	6	24%
AGG. ASSAULT	27	17	10	59%
BURGLARY	20	23	-3	-13%
RESIDENCE	13	16	-3	-19%
NON-RESIDENCE	7	7	0	0%
LARCENY	363	370	-7	-2%
POCKETPICKING	2	2	0	0%
PURSE SNATCHING	7	5	2	40%
SHOPLIFTING	23	31	-8	-26%
FROM MOTOR VEHICLES	250	232	18	8%
MOTOR VEH. PARTS/ACCESSORIES	11	20	-9	-45%
BICYCLES	9	11	-2	-18%
FROM BUILDINGS	24	41	-17	-41%
FROM COIN OPERATED MACHINES	1	0	1	100%
ALL OTHER	36	28	8	29%
AUTO THEFT	63	37	26	70%
TOTAL	509	474	35	7%

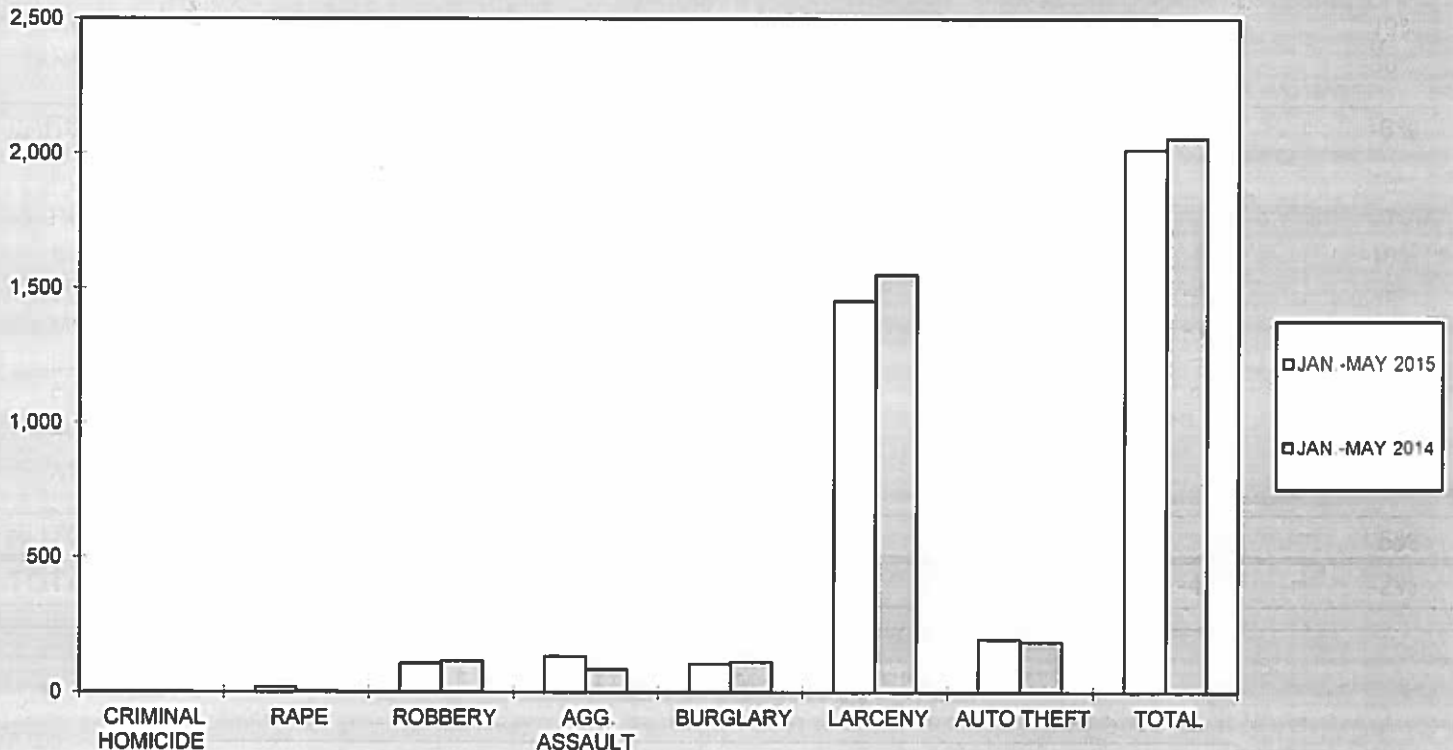


**2015
YEAR TO DATE CRIME COMPARISON**

ZONE 5

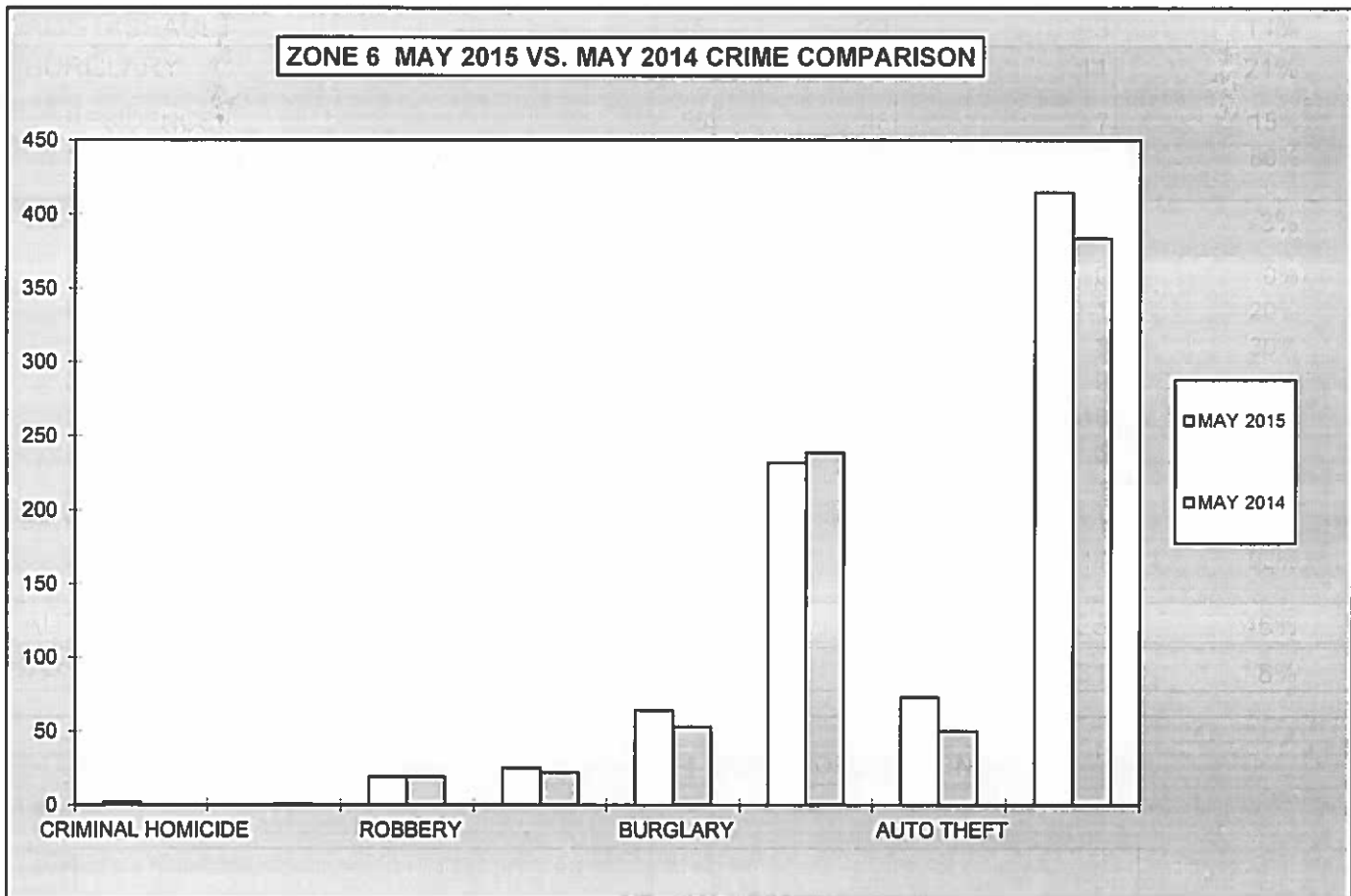
CRIME	JAN.-MAY 2015	JAN.-MAY 2014	# DIFFERENCE	% DIFFERENCE
CRIMINAL HOMICIDE	1	1	0	0%
RAPE	18	5	13	260%
ROBBERY	107	116	-9	-8%
AGG. ASSAULT	133	85	48	56%
BURGLARY	105	112	-7	-6%
RESIDENCE	74	62	12	19%
NON-RESIDENCE	31	50	-19	-38%
LARCENY	1,454	1,551	-97	-6%
POCKETPICKING	9	8	1	13%
PURSE SNATCHING	32	30	2	7%
SHOPLIFTING	131	145	-14	-10%
FROM MOTOR VEHICLES	898	944	-46	-5%
MOTOR VEH. PARTS/ACCESSORIES	51	67	-16	-24%
BICYCLES	31	42	-11	-26%
FROM BUILDINGS	166	178	-12	-7%
FROM COIN OPERATED MACHINES	1	1	0	0%
ALL OTHER	135	136	-1	-1%
AUTO THEFT	196	187	9	5%
TOTAL	2,014	2,057	-43	-2%

ZONE 5 YEAR TO DATE CRIME COMPARISON



**2015
MONTHLY CRIME COMPARISON**

ZONE 6				
CRIME	MAY 2015	MAY 2014	# DIFFERENCE	% DIFFERENCE
CRIMINAL HOMICIDE	2	0	2	100%
RAPE	0	1	-1	-100%
ROBBERY	19	19	0	0%
AGG. ASSAULT	25	22	3	14%
BURGLARY	64	53	11	21%
RESIDENCE	55	48	7	15%
NON-RESIDENCE	9	5	4	80%
LARCENY	232	239	-7	-3%
POCKETPICKING	0	0	0	0%
PURSE SNATCHING	4	5	-1	-20%
SHOPLIFTING	35	27	8	30%
FROM MOTOR VEHICLES	136	145	-9	-6%
MOTOR VEH. PARTS/ACCESSORIES	8	18	-10	-56%
BICYCLES	6	12	-6	-50%
FROM BUILDINGS	20	19	1	5%
FROM COIN OPERATED MACHINES	0	1	-1	-100%
ALL OTHER	23	12	11	92%
AUTO THEFT	73	50	23	46%
TOTAL	415	384	31	8%

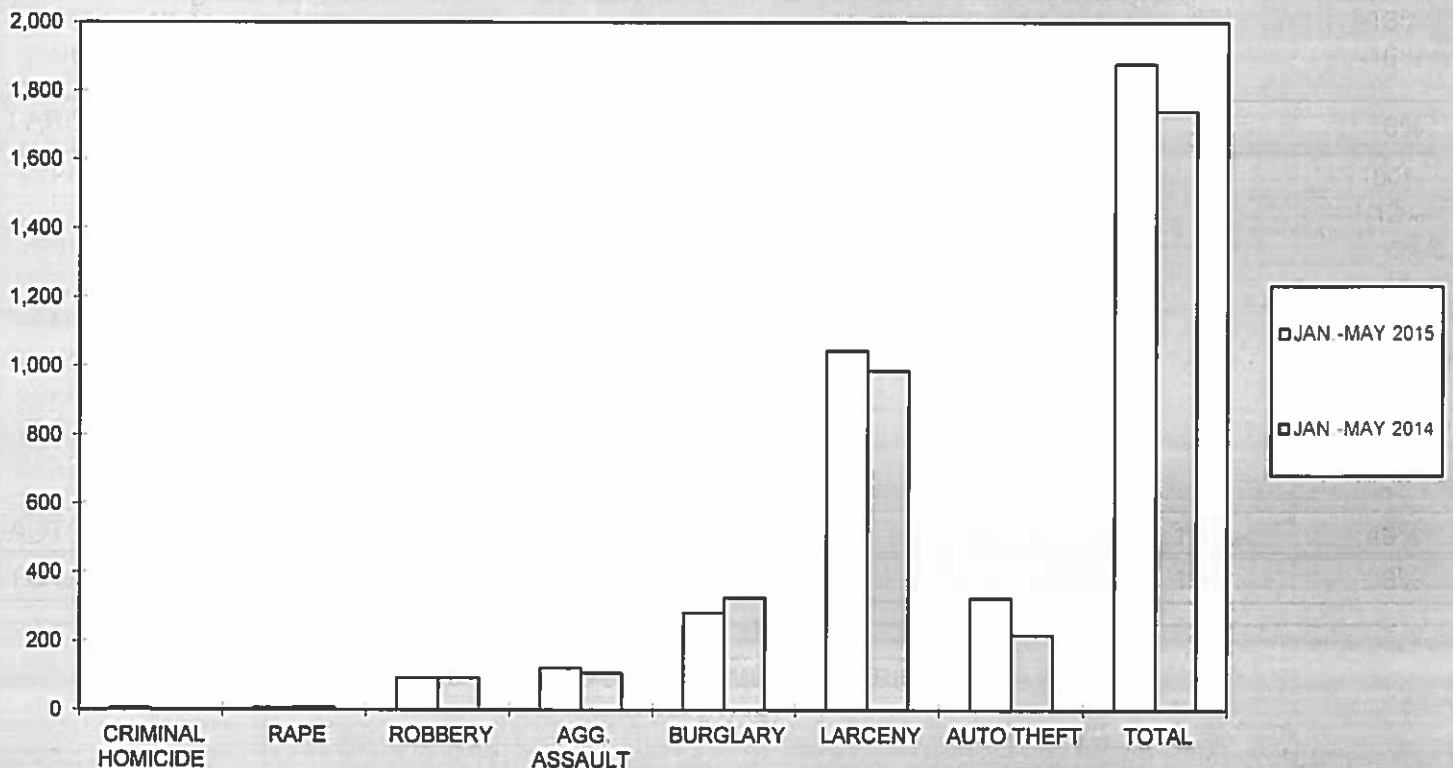


**2015
YEAR TO DATE CRIME COMPARISON**

ZONE 6

CRIME	JAN.-MAY 2015	JAN.-MAY 2014	# DIFFERENCE	% DIFFERENCE
CRIMINAL HOMICIDE	6	0	6	100%
RAPE	7	8	-1	-13%
ROBBERY	93	94	-1	-1%
AGG. ASSAULT	122	108	14	13%
BURGLARY	282	326	-44	-13%
RESIDENCE	234	269	-35	-13%
NON-RESIDENCE	48	57	-9	-16%
LARCENY	1,045	987	58	6%
POCKETPICKING	4	2	2	100%
PURSE SNATCHING	15	17	-2	-12%
SHOPLIFTING	172	163	9	6%
FROM MOTOR VEHICLES	589	539	50	9%
MOTOR VEH. PARTS/ACCESSORIES	51	56	-5	-9%
BICYCLES	21	35	-14	-40%
FROM BUILDINGS	78	78	0	0%
FROM COIN OPERATED MACHINES	0	4	-4	-100%
ALL OTHER	115	93	22	24%
AUTO THEFT	324	218	106	49%
TOTAL	1,879	1,741	138	8%

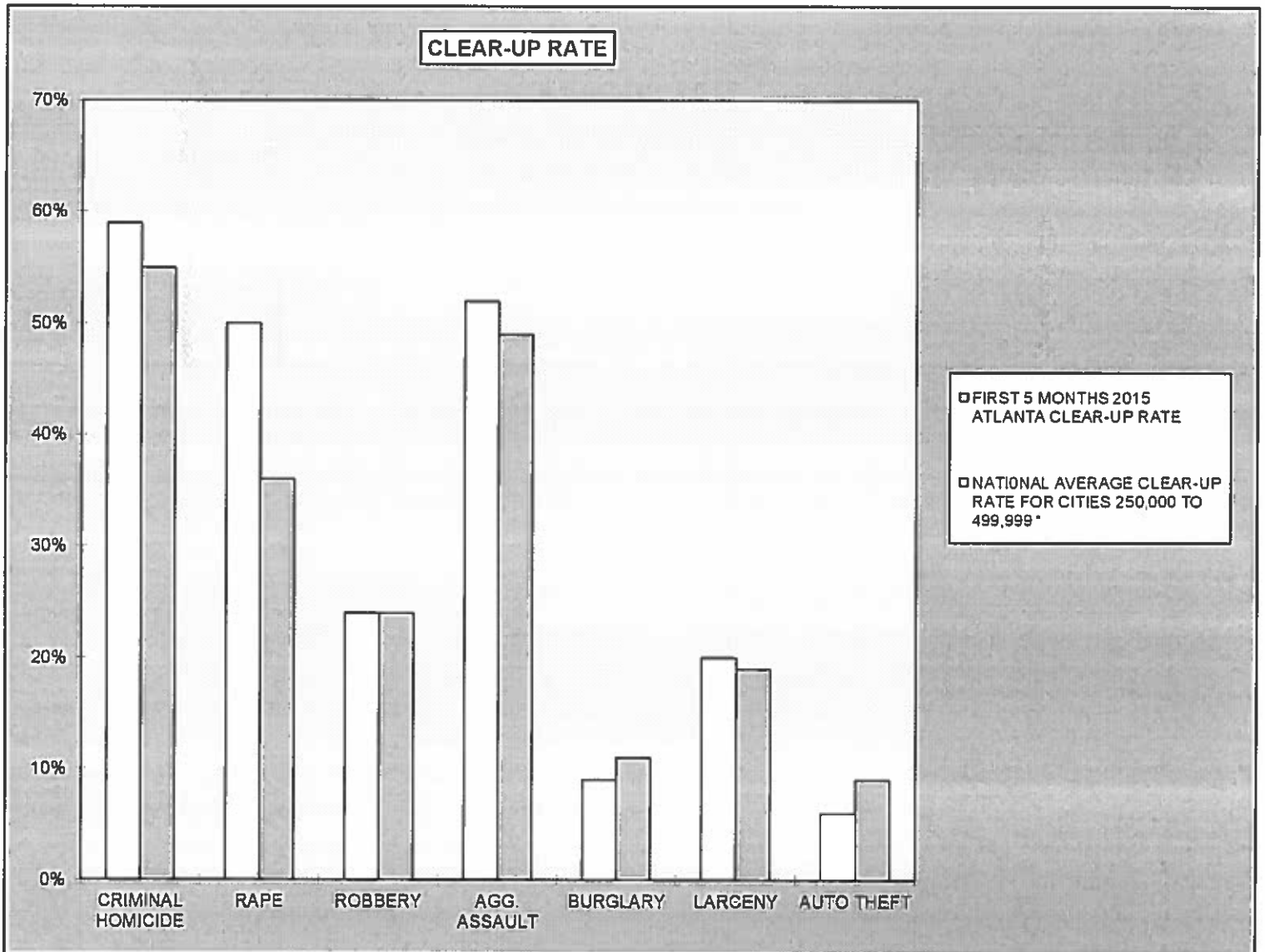
ZONE 6 YEAR TO DATE CRIME COMPARISON



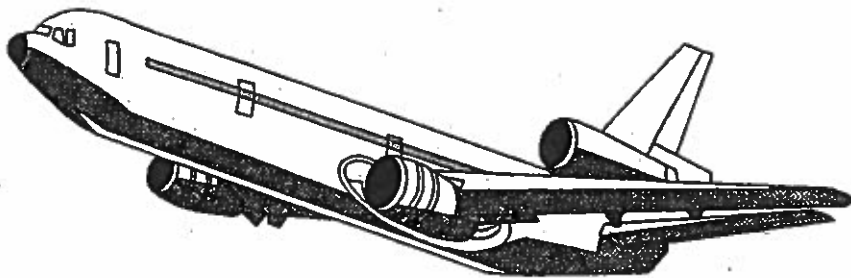
**2015
CRIME COMPARISON
CLEAR-UP RATE**

CRIME	FIRST 5 MONTHS 2015 ATLANTA CLEAR-UP RATE	NATIONAL AVERAGE CLEAR-UP RATE FOR CITIES 250,000 TO 499,999 *
CRIMINAL HOMICIDE	59%	55%
RAPE	50%	36%
ROBBERY	24%	24%
AGG. ASSAULT	52%	49%
BURGLARY	9%	11%
LARCENY	20%	19%
AUTO THEFT	6%	9%

* National Average for Cities 250,000 to 499,999 Based on Latest Annual (2013) FBI Uniform Crime Report



APD



The Atlanta Airport
UNIFORM CRIME REPORTING



MAY 2015

SUPPORT SERVICES DIVISION
INFORMATION SERVICES SECTION

RETURN A - MONTHLY RETURN OF OFFENSES KNOWN TO THE POLICE

1.720b (Rev. 8-30-94)
OMB No. 1110-0001

This report is authorized by law Title 28, Section 534, U.S. Code. While you are not required to respond, your cooperation in forwarding this report by the 7th day after the close of the month to Uniform Crime Reports, Federal Bureau of Investigation, Washington, D.C. 20535, will assist in compiling comprehensive, accurate national crime figures on a timely basis.

1	2	3	4	5	6	
CLASSIFICATION OF OFFENSES	DATE ENTRY	OFFENSES REPORTED OR KNOWN TO POLICE (INCLUDE "UNFOUNDED" AND ATTEMPTS)	UNFOUNDED, I.E., FALSE OR BASELESS COMPLAINTS	NUMBER OF ACTUAL OFFENSES (COLUMN 2 MINUS COLUMN 3) INCLUDE ATTEMPTS	TOTAL OFFENSES CLEARED BY ARREST OR EXCEPTIONAL MEANS (INCLUDES COL. 6)	NUMBER OF CLEARANCES INVOLVING ONLY PERSONS UNDER 18 YEARS OF AGE
1. CRIMINAL HOMICIDE						
a. MURDER AND NONNEGLIGENT HOMICIDE	11	0	0	0	0	0
b. MANSLAUGHTER BY NEGLIGENCE	12					
2. FORCIBLE RAPE TOTAL	20	0	0	0	0	0
a. Rape by Force	21	0	0	0	0	0
b. Attempts to commit Forcible Rape	22	0	0	0	0	0
3. ROBBERY TOTAL	30	0	0	0	0	0
a. Firearm	31	0	0	0	0	0
b. Knife or Cutting Instrument	32	0	0	0	0	0
c. Other Dangerous Weapon	33	0	0	0	0	0
d. Strong-Arm (Hands, Fists, Feet, etc.)	34	0	0	0	0	0
4. ASSAULT TOTAL	40	4	0	4	0	0
a. Firearm	41	0	0	0	0	0
b. Knife or cutting instrument	42	0	0	0	0	0
c. Other Dangerous Weapon	43	0	0	0	0	0
d. Strong-Arm	44	0	0	0	0	0
e. Other Assaults - Simple, Not Aggravated	45	4	0	4	0	0
5. BURGLARY TOTAL	50	0	0	0	0	0
a. Forcible Entry	51	0	0	0	0	0
b. Unlawful Entry - No Force	52	0	0	0	0	0
c. Attempted Forcible Entry	53	0	0	0	0	0
6. LARCENY THEFT TOTAL (except Motor Vehicle Theft)	60	33	0	33	4	0
7. MOTOR VEHICLE THEFT TOTAL	70	1	0	1	0	0
a. Autos	71	0	0	0	0	0
b. Trucks and Buses	72	1	0	1	0	0
c. Other Vehicles	73	0	0	0	0	0
GRAND TOTAL	77	38	0	38	4	0

CHECKING ANY OF THE APPROPRIATE BLOCKS BELOW WILL ELIMINATE YOUR NEED TO SUBMIT REPORTS WHEN THE VALUES ARE ZERO. THIS WILL ALSO AID THE NATIONAL PROGRAM IN ITS QUALITY CONTROL EFFORTS.

NO SUPPLEMENTARY HOMICIDE REPORT SUBMITTED SINCE NO MURDERS, JUSTIFIABLE HOMICIDES, OR MANSLAUGHTER BY NEGLIGENCE OCCURRED IN THIS JURISDICTION DURING THE MONTH.

NO SUPPLEMENT TO RETURN A REPORT SINCE NO CRIME OFFENSES OR RECOVERY OF PROPERTY REPORTED DURING THE MONTH.

NO LAW ENFORCEMENT OFFICERS KILLED OR ASSAULTED REPORT SINCE NONE OF THE OFFICERS WERE ASSAULTED OR KILLED DURING THE MONTH.

NO AGE, SEX, AND RACE OF PERSONS ARRESTED UNDER 18 YEARS OF AGE REPORT SINCE NO ARRESTS OF PERSONS WITHIN THIS AGE GROUP.

NO AGE, SEX, AND RACE OF PERSONS ARRESTED 18 YEARS OF AGE AND OVER REPORT SINCE NO ARRESTS OF PERSONS WITHIN THIS AGE GROUP.

NO MONTHLY RETURN OF ARSON OFFENSES KNOWN TO LAW ENFORCEMENT REPORT SINCE NO ARSONS OCCURRED.

DO NOT USE THIS SPACE

	INITIALS
RECORDED	
EDITED	
ENTERED	
ADJUSTED	
CORRECTED	

* TOTALS INCLUDE PREVIOUS OFFENSES

MAY 2015

Month and Year of Report

GA 060240X

Agency Identifier

JUNE 11, 2015

Date

ATLANTA AIRPORT POLICE - GEORGIA

Agency and State

Nail J. Klotz LIEUTENANT

Prepared By

Title

George R. Jones CHIEF

Chief, Commissioner, Sheriff, or Superintendent

PROPERTY STOLEN BY CLASSIFICATION

CLASSIFICATION	DATA ENTRY	Number of Actual Offenses (Column 4 Return A)	Monetary Value of Property Stolen
1. MURDER AND NONNEGLIGENT MANSLAUGHTER	12	0	\$ 0.00
2. FORCIBLE RAPE	20	0	\$ 0.00
3. ROBBERY			
(a) HIGHWAY (streets, alleys, etc.)	31	0	0.00
(b) COMMERCIAL HOUSE (except c, d, and f)	32	0	0.00
(c) GAS OR SERVICE STATION	33	0	0.00
(d) CONVENIENCE STORE	34	0	0.00
(e) RESIDENCE (anywhere on premises)	35	0	0.00
(f) BANK	36	0	0.00
(g) MISCELLANEOUS	37	0	0.00
TOTAL ROBBERY	30	0	\$ 0.00
5. BURGLARY - BREAKING OR ENTERING			
(a) RESIDENCE (dwelling)			
(1) NIGHT (6 p.m. - 6 a.m.)	51	0	0.00
(2) DAY (6 a.m. - 6 p.m.)	52	0	0.00
(3) UNKNOWN	53	0	0.00
(b) NON-RESIDENCE (store, office, etc.)			
(1) NIGHT (6 p.m. - 6 a.m.)	54	0	0.00
(2) DAY (6 a.m. - 6 p.m.)	55	0	0.00
(3) UNKNOWN	56	0	0.00
TOTAL BURGLARY	50	0	\$ 0.00
6. LARCENY - THEFT (Except Motor Vehicle Theft)			
(a) \$200 AND OVER	61	17	20,433.00
(b) \$50 TO \$200	62	2	350.00
(c) UNDER \$50	63	14	2.00
TOTAL LARCENY (Same as Item 6X)	60	33	\$ 20,785.00
7. MOTOR VEHICLE THEFT (Include Alleged Joy Ride)	70	1	\$ 2,001.00
GRAND TOTAL - ALL ITEMS	77		\$ 22,786.00
<u>ADDITIONAL ANALYSIS OF LARCENY AND MOTOR VEHICLE THEFT</u>			
6X. NATURE OF LARCENIES UNDER ITEM 6			
(a) POCKET-PICKING	81	1	0.00
(b) PURSE-SNATCHING	82	0	0.00
(c) SHOPLIFTING	83	4	749.00
(d) FROM MOTOR VEHICLES (except e)	84	6	4,417.00
(e) MOTOR VEHICLE PARTS AND ACCESSORIES	85	0	0.00
(f) BICYCLES	86	0	0.00
(g) FROM BUILDING (except c and h)	87	7	3,000.00
(h) FROM ANY COIN-OPERATED MACHINES (parking meters, etc.)	88	0	0.00
(i) ALL OTHER	89	15	12,619.00
TOTAL LARCENIES (Same as Item 6)	80	33	\$ 20,785.00
7X. MOTOR VEHICLES RECOVERED			
(a) STOLEN LOCALLY AND RECOVERED LOCALLY	91	1	
(b) STOLEN LOCALLY AND RECOVERED BY OTHER JURISDICTIONS	92	0	
(c) TOTAL LOCALLY STOLEN MOTOR VEHICLES RECOVERED (a & b)	93	1	
(d) STOLEN IN OTHER JURISDICTIONS AND RECOVERED LOCALLY	90	1	

SUPPLEMENT TO RETURN A
MONTHLY RETURN OF OFFENSES KNOWN TO THE POLICE

1-706 (Rev. 8-30-94)
Form Approved
OMB No. 1110-0007

This report is authorized by law, Title 28, Section 534, U. S. Code. While you are not required to respond, your cooperation in submitting this report with the Return A will assist the FBI in compiling comprehensive, accurate figures on a timely basis.

This form deals with the nature of crime and the monetary value of property stolen and recovered. The total offenses recorded on the form should be the same as the number of actual offenses listed in Column 4 of the Return A for each crime class. Include attempted crimes on this form, but do not include unfounded offenses. If you cannot complete the report in all areas, please record as much information as is available. Tally sheets will be sent upon request.

PROPERTY BY TYPE AND VALUE

Type of Property (1)	Data Entry	Monetary Value of Property Stolen in Your Jurisdiction	
		Stolen (2)	Recovered (3)
(A) Currency, Notes, Etc.	01	\$ 215.00	\$ 0.00
(B) Jewelry and Precious Metals	02	139.00	0.00
(C) Clothing and Furs	03	165.00	0.00
(D) Locally Stolen Motor Vehicles	04	2,001.00	1.00
(E) Office Equipment	05	0.00	0.00
(F) Televisions, Radios, Stereos, Etc.	06	6,656.00	0.00
(G) Firearms	07	801.00	0.00
(H) Household Goods	08	1.00	0.00
(I) Consumable Goods	09	10,000.00	0.00
(J) Livestock	10	0.00	0.00
(K) Miscellaneous	11	2,808.00	0.00
TOTAL	00	\$ 22,786.00	\$ 1.00

The total of this column should agree with the Grand Total (DATA ENTRY 77) shown on page 2.

Include in this column all property recovered even though stolen in prior months. The above is an accounting for only that property stolen in your jurisdiction. This will include property recovered for you by other jurisdictions, but not property you recover for them.

JUNE 11, 2015
DATE

Near J. Klay LIEUTENANT
PREPARED BY TITLE

George A. J. CHIEF
CHIEF, COMMISSIONER, SHERIFF OR SUPERINTENDENT

MAY 2015
Month and Year of Report

GA 060240X
Agency Identifier

ATLANTA AIRPORT POLICE - GEORGIA
Agency and State

ATLANTA AIRPORT POLICE
AGE, SEX, AND RACE OF PERSONS ARRESTED
17 YEARS OF AGE AND OVER

MONTH MAY

YEAR 2015

CLASSIFICATION OF OFFENSES	SEX	AGE OF PERSON ARRESTED											TOTAL	RACE					ETHNIC															
		17	18	19	20	21	22	23	24	29	30	34		35	40	44	49	50	54	55	59	60	64	65	UP	White	Black	Native Amer.	Asian/Pacific	Whi. Hispanic	Blck Hispanic			
Murder/Nonnegligent Manslaughter	M																								0									
	F																								0									
Manslaughter by Negligence	M																							0										
	F																							0										
Forcible Rape	M																							0										
	F																							0										
Robbery	M																							0										
	F																							0										
Aggravated Assault	M																							0										
	F																							0										
Burglary- Breaking or Entering	M																							0										
	F																							0										
Larceny - Theft (except Motor Vehicle Theft)	M				1							1												5										
	F																							0										
Motor Vehicle Theft	M																							0										
	F																							0										
Other Assaults	M																							0										
	F																							0										
Arson	M																							0										
	F																							0										
Forgery and Counterfeiting	M																							0										
	F																							0										
Fraud	M				1																			1										
	F																							0										
Embezzlement	M																							0										
	F																							0										
Stolen Property, Buying, Receiving, Possessing	M																							0										
	F																							0										
Vandalism	M																							0										
	F																							0										
Weapons	M																							0										
	F																							0										
TOTAL																								6	3	3					1			

ATLANTA AIRPORT POLICE
AGE, SEX, AND RACE OF PERSONS ARRESTED
17 YEARS OF AGE AND OVER

MONTH MAY

YEAR 2015

CLASSIFICATION OF OFFENSES	SEX	AGE OF PERSON ARRESTED											RACE				ETHNIC							
		17	18	19	20	21	22	23	24	30	35	40	45	50	55	60	65	TOTAL	White	Black	Native Amer.	Asian/Pacific	Whi. Hispanic	Blck Hispanic
									29	34	39	44	49	54	59	64	UP							
16	M																							
Commercialized Vice	F																							
17	M																							
Sex Offenses (except Rape and Prostitution)	F																							
18	M	0	0	0	0	0	0	0	0	0	0	0	0	0	0	0	0	0	0	0	0	0	0	0
Drug Abuse Violations	F	0	0	0	0	0	0	0	0	0	0	0	0	0	0	0	0	0	0	0	0	0	0	0
Grand Total																								
180	M	0	0	0	0	0	0	0	0	0	0	0	0	0	0	0	0	0	0	0	0	0	0	0
(1) Sale/Manufacturing Subtotal	F	0	0	0	0	0	0	0	0	0	0	0	0	0	0	0	0	0	0	0	0	0	0	0
Opium or Cocaine and their derivatives	M																							
	F																							
Marjuana	M																							
	F																							
Synthetic Narcotics	M																							
	F																							
Other Dangerous Non-Narcotic Drugs	M																							
	F																							
185	M	0	0	0	0	0	0	0	0	0	0	0	0	0	0	0	0	0	0	0	0	0	0	0
(2) Possession Subtotal	F	0	0	0	0	0	0	0	0	0	0	0	0	0	0	0	0	0	0	0	0	0	0	0
Opium or Cocaine and their derivatives	M																							
	F																							
Marjuana	M																							
	F																							
Synthetic Narcotics	M																							
	F																							
Other Dangerous Non-Narcotic Drugs	M																							
	F																							
19	M	0	0	0	0	0	0	0	0	0	0	0	0	0	0	0	0	0	0	0	0	0	0	0
Gambling Total	F	0	0	0	0	0	0	0	0	0	0	0	0	0	0	0	0	0	0	0	0	0	0	0
Bookmaking	M																							
	F																							
Numbers and Lottery	M																							
	F																							

ATLANTA AIRPORT POLICE
 AGE, SEX, AND RACE OF PERSONS ARRESTED
 17 YEARS OF AGE AND OVER

MONTH MAY

YEAR 2015

CLASSIFICATION OF OFFENSES	SEX	AGE OF PERSON ARRESTED											TOTAL	RACE					ETHNIC								
		17	18	19	20	21	22	23	24	30	35	40		45	50	55	60	65	White	Black	Native Amer.	Asian/Pacific	Whl. Hispanic	Blck Hispanic			
									29	34	39	44		49	54	59	64	UP									
All Other Gambling	M																										
	F																										
Offenses Against Family And Children	M																										
	F																										
Driving Under the Influence	M																										
	F																										
Liquor Laws	M																										
	F																										
Drunkenness	M																										
	F																										
Disorderly Conduct	M																										
	F																										
Vagrancy	M																										
	F																										
All Other Offenses (except Traffic)	M																										
	F																										
Suspicion	M																										
	F																										
TOTAL		0	0	0	0	3	0	0	7	7	5	9	17	12	7	4	78	10	67	0	1	0	0				

MAY 2015

Month and Year of Report

GA 060240X

Agency Identifier

JUNE 15, 2015

Date

Prepared By Nash J. King Title LIEUTENANT

[Signature]
 Chief, Commissioner, Sheriff, or Superintendent

ATLANTA AIRPORT POLICE - GEORGIA
 Agency and State

ATLANTA AIRPORT POLICE
 AGE, SEX, AND RACE OF PERSONS ARRESTED
 16 YEARS OF AGE AND UNDER

MONTH MAY
 YEAR 2015

CLASSIFICATION OF OFFENSES	SEX	AGE					RACE					ETHNIC			
		09	1012	1314	15	16	TOTAL	White	Black	Native Amer.	Asian/Pacific	Whi. Hispanic	Blck Hispanic		
Murder/Nonnegligent Manslaughter	M						0								
	F						0								
Manslaughter by Negligence	M						0								
	F						0								
Forcible Rape	M						0								
	F						0								
Robbery	M						0								
	F						0								
Aggravated Assault	M						0								
	F						0								
Burglary- Breaking or Entering	M						0								
	F						0								
Larceny - Theft (except Motor Vehicle Theft)	M						0								
	F						0								
Motor Vehicle Theft	M						0								
	F						0								
Other Assaults	M						0								
	F						0								
Arson	M						0								
	F						0								
Forgery and Counterfeiting	M						0								
	F						0								
Fraud	M						0								
	F						0								
Embezzlement	M						0								
	F						0								
Stolen Property; Buying, Receiving, Possessing	M						0								
	F						0								
Vandalism	M						0								
	F						0								
Weapons	M						0								
	F						0								
Prostitution and Commercialized Vice	M						0								
	F						0								

ATLANTA AIRPORT POLICE
AGE, SEX, AND RACE OF PERSONS ARRESTED
16 YEARS OF AGE AND UNDER

MONTH MAY

YEAR 2015

CLASSIFICATION OF OFFENSES	SEX	AGE						TOTAL	RACE					ETHNIC				
		0 9		10 12		13 14			15		16		White	Black	Native Amer.	Asian/Pacific	Whl. Hispanic	Blck Hispanic
		0	9	10	12	13	14		15	16								
17 Sex Offenses (except Rape and Prostitution)	M																	
	F																	
18 Drug Abuse Violations	M	0	0	0	0	0	0	0	0	0	0	0	0	0	0	0	0	
	F	0	0	0	0	0	0	0	0	0	0	0	0	0	0	0	0	
180 Grand Total	M	0	0	0	0	0	0	0	0	0	0	0	0	0	0	0	0	
	F	0	0	0	0	0	0	0	0	0	0	0	0	0	0	0	0	
a Opium or Cocaine and their Derivatives	M																	
	F																	
b Marijuana	M																	
	F																	
c Synthetic Narcotics	M																	
	F																	
d Other Dangerous Non-Narcotic Drugs	M																	
	F																	
185 Subtotal	M	0	0	0	0	0	0	0	0	0	0	0	0	0	0	0	0	
	F	0	0	0	0	0	0	0	0	0	0	0	0	0	0	0	0	
e Opium or Cocaine and their Derivatives	M																	
	F																	
f Marijuana	M																	
	F																	
g Synthetic Narcotics	M																	
	F																	
h Other Dangerous Non-Narcotic Drugs	M																	
	F																	
19 Total	M	0	0	0	0	0	0	0	0	0	0	0	0	0	0	0	0	
	F	0	0	0	0	0	0	0	0	0	0	0	0	0	0	0	0	
a Bookmaking	M																	
	F																	
b Numbers and Lottery	M																	
	F																	
c All Other Gambling	M																	
	F																	
20 Offenses Against Family and Children	M																	
	F																	

ATLANTA AIRPORT POLICE
AGE, SEX, AND RACE OF PERSONS ARRESTED
16 YEARS OF AGE AND UNDER

MONTH MAY

YEAR 2015

CLASSIFICATION OF OFFENSES	SEX	AGE						RACE					ETHNIC						
		0 9		10 12		13 14		15		16		TOTAL	White	Black	Native Amer.	Asian/Pacific	Whl. Hispanic	Blck Hispanic	
Driving Under the Influence	M																		
	F																		
Liquor Laws	M																		
	F																		
Drunkenness	M																		
	F																		
Disorderly Conduct	M																		
	F																		
Vagrancy	M																		
	F																		
All Other Offenses (except Traffic)	M																		
	F																		
Suspicion	M																		
	F																		
Curfew and Loitering	M																		
	F																		
Run-Aways	M																		
	F																		
Total		0	0	0	0	0	0	0	0	0	0	0	0	0	0	0	0	0	0

MAY 2015

Month and Year of Report

GA 060240X

Agency Identifier

JUNE 15, 2015

Date

ATLANTA AIRPORT POLICE - GEORGIA

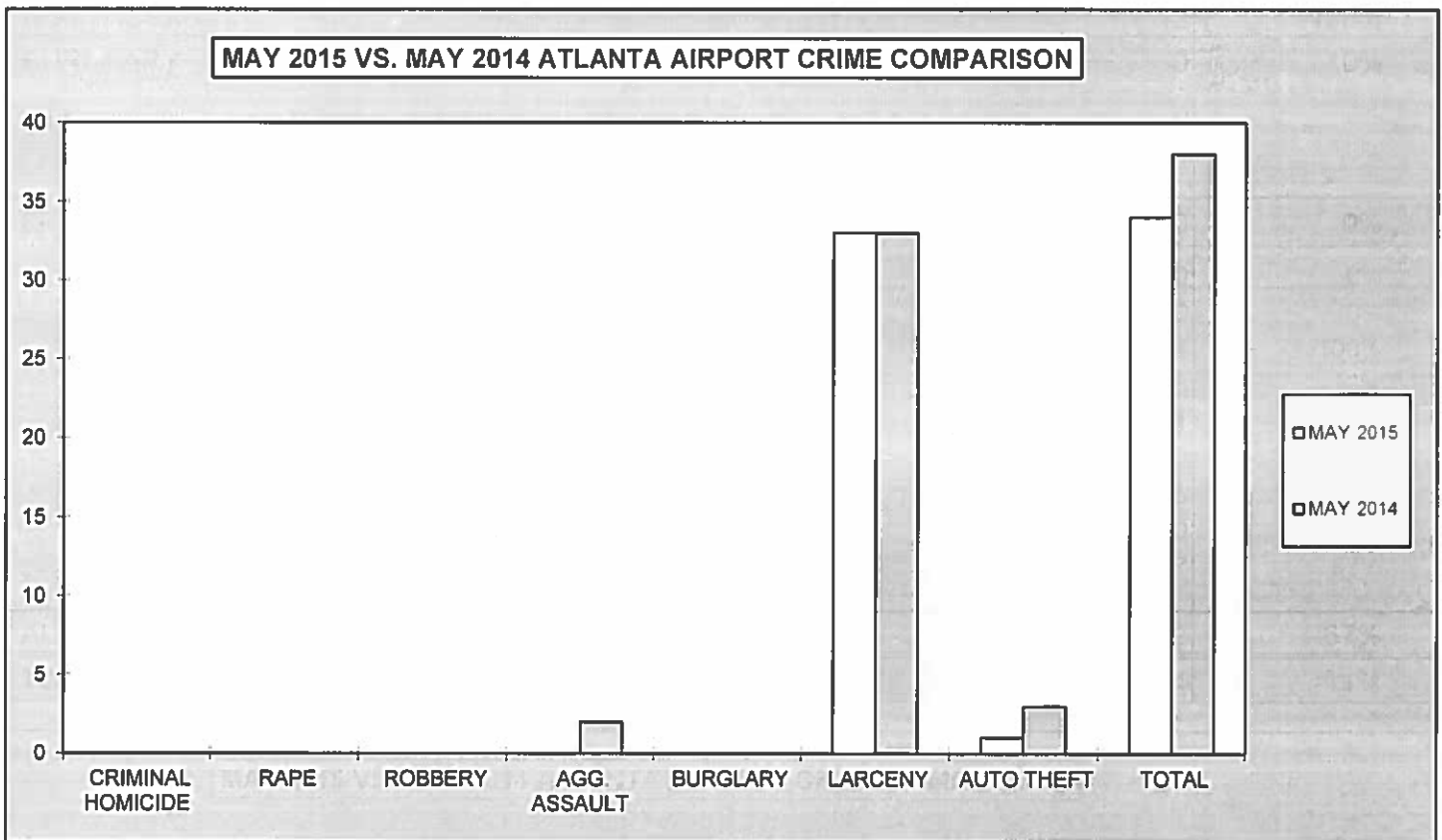
Agency and State

Prepared By Neal S. Kooze LIEUTENANT

[Signature] CHIEF
Chief, Commissioner, Sheriff, or Superintendent

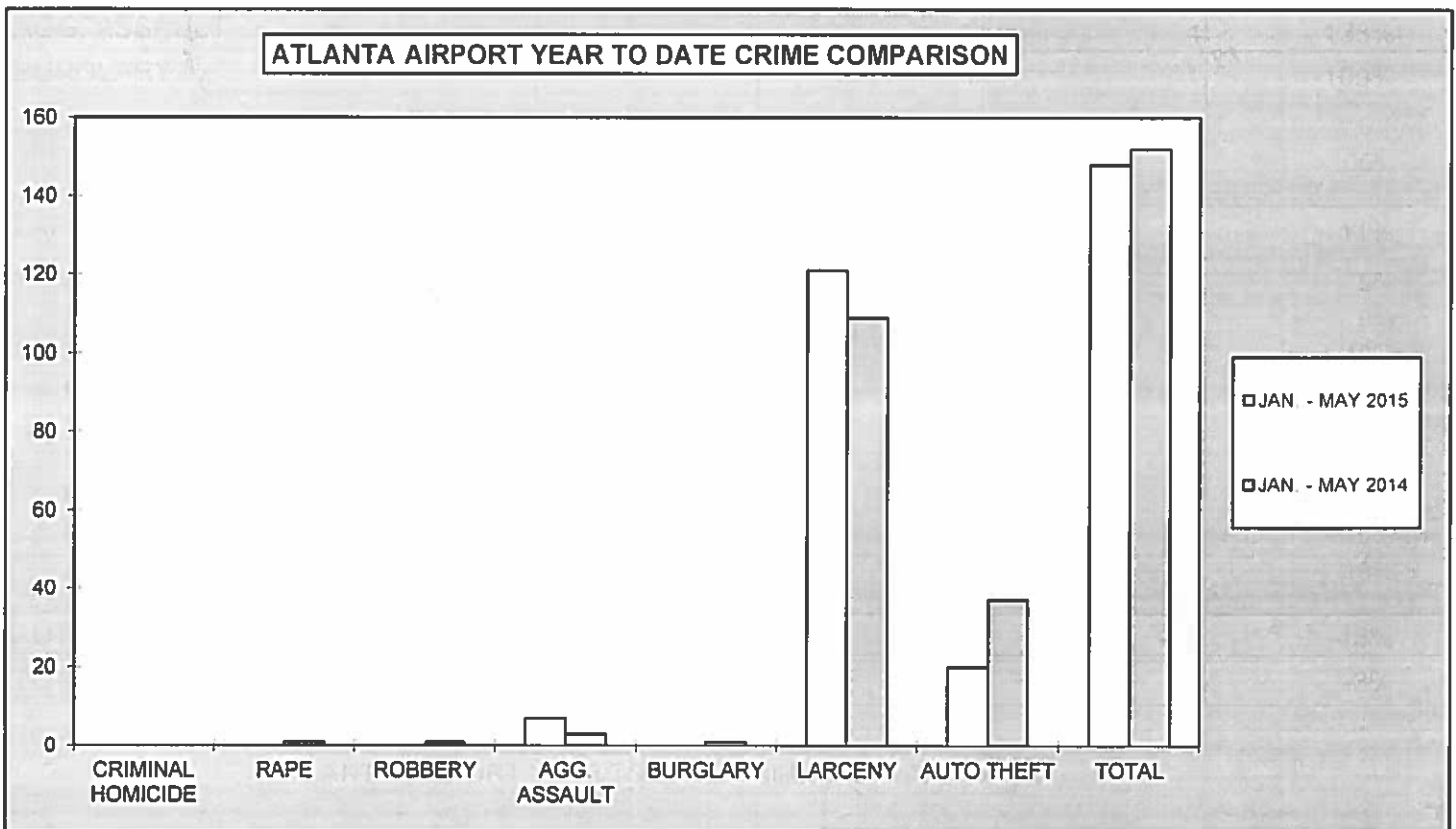
**2015
ATLANTA AIRPORT
MONTHLY CRIME COMPARISON**

CRIME	MAY 2015	MAY 2014	# DIFFERENCE	% DIFFERENCE
CRIMINAL HOMICIDE	0	0	0	0%
RAPE	0	0	0	0%
ROBBERY	0	0	0	0%
AGG. ASSAULT	0	2	-2	-100%
BURGLARY	0	0	0	0%
RESIDENCE	0	0	0	0%
NON-RESIDENCE	0	0	0	0%
LARCENY	33	33	0	0%
POCKETPICKING	1	1	0	0%
PURSE SNATCHING	0	0	0	0%
SHOPLIFTING	4	2	2	100%
FROM MOTOR VEHICLES	6	9	-3	-33%
MOTOR VEH. PARTS/ACCESSORIES	0	1	-1	-100%
BICYCLES	0	0	0	0%
FROM BUILDINGS	7	12	-5	-42%
FROM COIN OPERATED MACHINES	0	0	0	0%
ALL OTHER	15	8	7	88%
AUTO THEFT	1	3	-2	-67%
TOTAL	34	38	-4	-11%



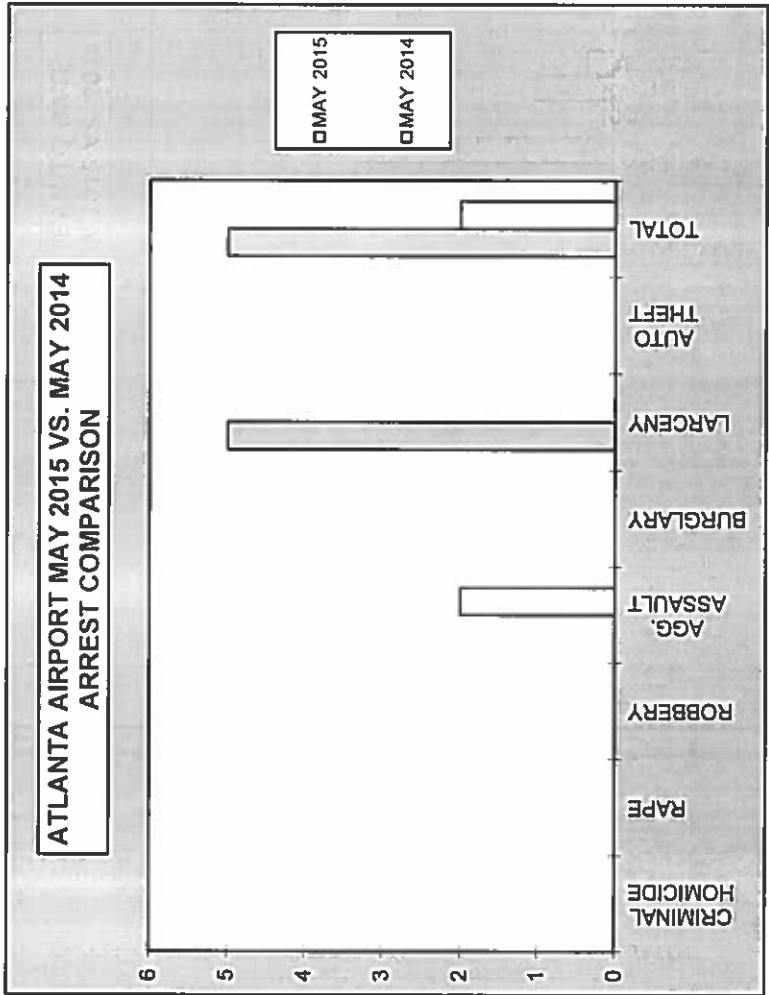
**2015
ATLANTA AIRPORT
YEAR TO DATE CRIME COMPARISON**

FIRST 5 MONTHS				
CRIME	JAN. - MAY 2015	JAN. - MAY 2014	# DIFFERENCE	% DIFFERENCE
CRIMINAL HOMICIDE	0	0	0	0%
RAPE	0	1	-1	-100%
ROBBERY	0	1	-1	-100%
AGG. ASSAULT	7	3	4	133%
BURGLARY	0	1	-1	-100%
RESIDENCE	0	0	0	0%
NON-RESIDENCE	0	1	-1	-100%
LARCENY	121	109	12	11%
POCKETPICKING	4	4	0	0%
PURSE SNATCHING	0	0	0	0%
SHOPLIFTING	9	8	1	13%
FROM MOTOR VEHICLES	18	19	-1	-5%
MOTOR VEH. PARTS/ACCESSORIES	2	3	-1	-33%
BICYCLES	0	0	0	0%
FROM BUILDINGS	37	32	5	16%
FROM COIN OPERATED MACHINES	0	0	0	0%
ALL OTHER	51	43	8	19%
AUTO THEFT	20	37	-17	-46%
TOTAL	148	152	-4	-3%

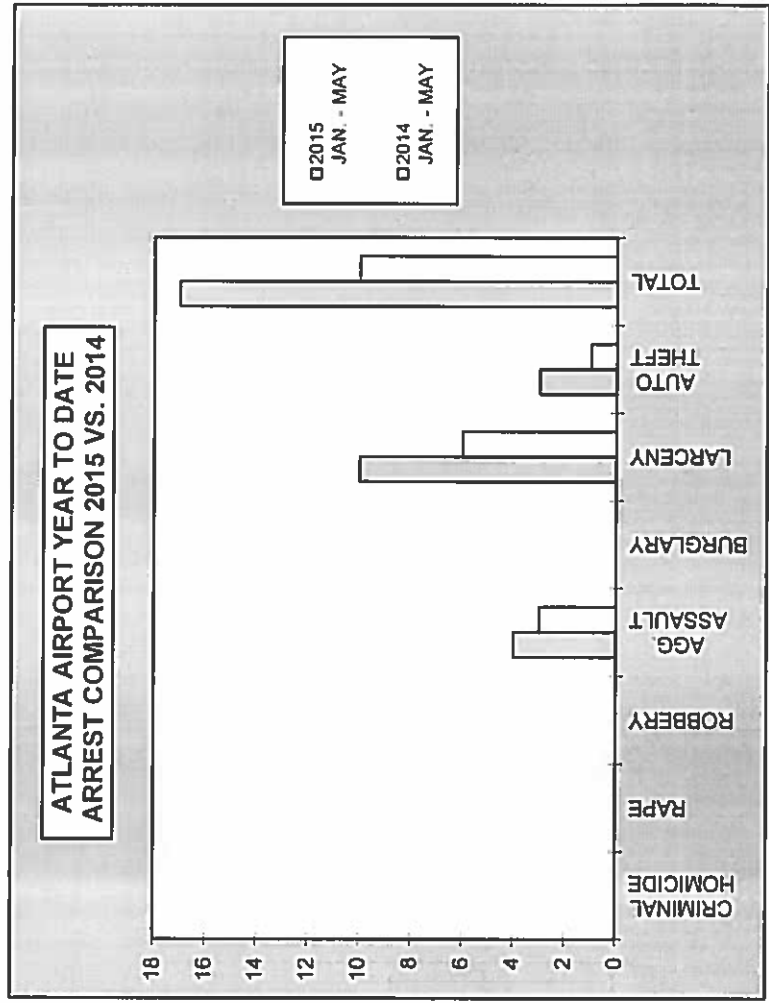


**2015
ATLANTA AIRPORT
ARREST COMPARISON**

MAY ARREST COMPARISON					
CRIME	MAY 2015	MAY 2014	# DIFFERENCE	% DIFFERENCE	
CRIMINAL HOMICIDE	0	0	0	0%	
RAPE	0	0	0	0%	
ROBBERY	0	0	0	0%	
AGG. ASSAULT	0	2	-2	-100%	
BURGLARY	0	0	0	0%	
LARCENY	5	0	5	100%	
AUTO THEFT	0	0	0	0%	
TOTAL	5	2	3	150%	



FIRST 5 MONTHS ARREST COMPARISON					
CRIME	2015 JAN. - MAY	2014 JAN. - MAY	# DIFFERENCE	% DIFFERENCE	
CRIMINAL HOMICIDE	0	0	0	0%	
RAPE	0	0	0	0%	
ROBBERY	0	0	0	0%	
AGG. ASSAULT	4	3	1	33%	
BURGLARY	0	0	0	0%	
LARCENY	10	6	4	67%	
AUTO THEFT	3	1	2	200%	
TOTAL	17	10	7	70%	



**2015
ATLANTA AIRPORT
CLEAR-UP RATE**

CRIME	ATLANTA AIRPORT MAY 2015 CLEAR-UP RATE	ATLANTA AIRPORT MAY 2014 CLEAR-UP RATE
CRIMINAL HOMICIDE	0%	0%
RAPE	0%	0%
ROBBERY	0%	0%
AGG. ASSAULT	0%	100%
BURGLARY	0%	0%
LARCENY	12%	0%
AUTO THEFT	0%	33%

