

FBI UNIFORM CRIME REPORTING

ATLANTA POLICE DEPARTMENT

226 PEACHTREE STREET, SW

ATLANTA, GEORGIA 30303



FEBRUARY 2017

SUPPORT SERVICES DIVISION
INFORMATION SERVICES SECTION

TABLE OF CONTENTS

	Page
U. C. R. COMPARATIVE CRIME REPORT -----	1
RETURN A - MONTHLY RETURN OF OFFENSES KNOWN TO THE POLICE -----	2
PROPERTY STOLEN BY CLASSIFICATION -----	3
	3a
LAW ENFORCEMENT OFFICERS KILLED OR ASSAULTED -----	4
MONTHLY RETURN OF ARSON OFFENSES KNOWN TO LAW ENFORCEMENT -----	5
POLICE DISPOSITION OF JUVENILES -----	6
SUPPLEMENTARY HOMICIDE REPORT -----	7
SEX AND RACE OF PERSONS ARRESTED -----	8
	8a-8e
HOMICIDE COMPARISON REPORT -----	9
HOMICIDE BREAKDOWN REPORT -----	10
SEVEN MAJOR CRIMES - MONTHLY CRIME COMPARISON -----	11
SEVEN MAJOR CRIMES - YEAR TO DATE CRIME COMPARISON -----	12
SEVEN MAJOR CRIMES ARREST MONTHLY AND YEAR TO DATE COMPARISON -----	13
CRIMES AGAINST PERSONS MONTHLY AND YEAR TO DATE COMPARISON -----	14
CRIMES AGAINST PROPERTY MONTHLY AND YEAR TO DATE COMPARISON -----	15
CRIMES AGAINST PERSONS & PROPERTY MONTHLY COMPARISON BY ZONES -----	16
CRIMES AGAINST PERSONS & PROPERTY YEAR TO DATE COMPARISON BY ZONES -----	17
SEVEN MAJOR CRIMES MONTHLY CRIME COMPARISON BY ZONES -----	18
SEVEN MAJOR CRIMES - YEAR TO DATE CRIME COMPARISON BY ZONES -----	19
SEVEN MAJOR CRIMES - MONTHLY CRIME COMPARISON - ZONE 1 -----	20
SEVEN MAJOR CRIMES - YEAR TO DATE CRIME COMPARISON - ZONE 1 -----	21
SEVEN MAJOR CRIMES - MONTHLY CRIME COMPARISON - ZONE 2 -----	22
SEVEN MAJOR CRIMES - YEAR TO DATE CRIME COMPARISON - ZONE 2 -----	23
SEVEN MAJOR CRIMES - MONTHLY CRIME COMPARISON - ZONE 3 -----	24
SEVEN MAJOR CRIMES - YEAR TO DATE CRIME COMPARISON - ZONE 3 -----	25
SEVEN MAJOR CRIMES - MONTHLY CRIME COMPARISON - ZONE 4 -----	26
SEVEN MAJOR CRIMES - YEAR TO DATE CRIME COMPARISON - ZONE 4 -----	27
SEVEN MAJOR CRIMES - MONTHLY CRIME COMPARISON - ZONE 5 -----	28
SEVEN MAJOR CRIMES - YEAR TO DATE CRIME COMPARISON - ZONE 5 -----	29
SEVEN MAJOR CRIMES - MONTHLY CRIME COMPARISON - ZONE 6 -----	30
SEVEN MAJOR CRIMES - YEAR TO DATE CRIME COMPARISON - ZONE 6 -----	31
CLEAR-UP RATE COMPARISON -----	32
 ATLANTA AIRPORT -----	 33
RETURN A - MONTHLY RETURN OF OFFENSES KNOWN TO THE POLICE -----	34
PROPERTY STOLEN BY CLASSIFICATION -----	35
	35a
SEX AND RACE OF PERSONS ARRESTED -----	36
	36a-36e
SEVEN MAJOR CRIMES - MONTHLY CRIME COMPARISON -----	37
SEVEN MAJOR CRIMES - YEAR TO DATE CRIME COMPARISON -----	38
SEVEN MAJOR CRIMES ARREST MONTHLY AND YEAR TO DATE COMPARISON -----	39
CLEAR-UP RATE COMPARISON -----	40

FEBRUARY 2017
U.C.R. COMPARATIVE CRIME REPORT
SUPPORT SERVICES DIVISION
INFORMATION SERVICES SECTION

	FEBRUARY 2017		FEBRUARY 2016		COMPARATIVE ACTUAL	% CHANGE ACTUAL	COMPARATIVE CLEARED	% CHANGE CLEARED
	ACTUAL	CLEARED	ACTUAL	CLEARED				
MURDER	4	5	6	4	-2	-33%	1	25%
RAPE	20	3	6	6	14	233%	-3	-50%
ROBBERY	104	24	297	71	-193	-65%	-47	-66%
AGG. ASSAULT	155	87	163	83	-8	-5%	4	5%
BURGLARY - RESIDENCE	195		246		-51	-21%		
BURGLARY - NON-RESIDENCE	61	30	73	26	-12	-16%	4	15%
LARCENY - \$200 AND OVER	211		255		-44	-17%		
LARCENY - \$50 TO \$199	52	152	54	195	-2	-4%	-43	-22%
LARCENY - UNDER \$50	746		841		-95	-11%		
AUTO THEFT	219	20	287	20	-68	-24%	0	0%
TOTAL	1,767		2,228		-461	-21%		
AUTOS RECOVERED	36		37		-1	-3%		

	2017		2016		COMPARATIVE ACTUAL	% CHANGE ACTUAL	COMPARATIVE CLEARED	% CHANGE CLEARED
	JANUARY - FEBRUARY	JANUARY - FEBRUARY	ACTUAL	CLEARED				
MURDER	15	13	15	9	0	0%	4	44%
RAPE	37	4	15	16	22	147%	-12	-75%
ROBBERY	245	43	469	111	-224	-48%	-68	-61%
AGG. ASSAULT	368	191	333	159	35	11%	32	20%
BURGLARY - RESIDENCE	449		597		-148	-25%		
BURGLARY - NON-RESIDENCE	154	53	173	57	-19	-11%	-4	-7%
LARCENY - \$200 AND OVER	487		456		31	7%		
LARCENY - \$50 TO \$199	129	328	121	402	8	7%	-74	-18%
LARCENY - UNDER \$50	1,696		1,822		-126	-7%		
AUTO THEFT	530	35	587	47	-57	-10%	-12	-26%
TOTAL	4,110		4,588		-478	-10%		
AUTOS RECOVERED	97		58		39	67%		

RETURN A - MONTHLY RETURN OF OFFENSES KNOWN TO THE POLICE

1-720b (Rev. 8-30-94)
OMB No. 1110-0001

This report is authorized by law Title 28, Section 534, U.S. Code. While you are not required to respond, your cooperation in forwarding this report by the 7th day after the close of the month to Uniform Crime Reports, Federal Bureau of Investigation, Washington, D.C. 20535, will assist in compiling comprehensive, accurate national crime figures on a timely basis.

1 CLASSIFICATION OF OFFENSES	2 Data Entry	3 OFFENSES REPORTED OR KNOWN TO POLICE (INCLUDE "UNFOUNDED" AND ATTEMPTS)	4 UNFOUNDED, I.E., FALSE OR BASELESS COMPLAINTS	5 NUMBER OF ACTUAL OFFENSES (COLUMN 2 MINUS COLUMN 3) INCLUDE ATTEMPTS	6 TOTAL OFFENSES CLEARED BY ARREST OR EXCEPTIONAL MEANS (INCLUDES COL. 6)	7 NUMBER OF CLEARANCES INVOLVING ONLY PERSONS UNDER 18 YEARS OF AGE
1. CRIMINAL HOMICIDE						
a. MURDER AND NONNEGLIGENT HOMICIDE	11	6	2	4	5	0
b. MANSLAUGHTER BY NEGLIGENCE	12					
2. FORCIBLE RAPE TOTAL	20	22	2	20	3	0
a. Rape by Force	21	20	2	18	3	0
b. Attempts to commit Forcible Rape	22	2	0	2	0	0
3. ROBBERY TOTAL	30	109	5	104	24	1
a. Firearm	31	75	4	71	16	1
b. Knife or Cutting Instrument	32	0	0	0	0	0
c. Other Dangerous Weapon	33	5	0	5	1	0
d. Strong-Arm (Hands, Fists, Feet, etc.)	34	29	1	28	7	0
4. ASSAULT TOTAL	40	518	24	494	247	15
a. Firearm	41	72	4	68	32	1
b. Knife or cutting instrument	42	24	2	22	17	1
c. Other Dangerous Weapon	43	57	4	53	30	4
d. Strong-Arm	44	12	0	12	8	0
e. Other Assaults - Simple, Not Aggravated	45	353	14	339	160	9
5. BURGLARY TOTAL	50	262	6	256	30	2
a. Forcible Entry	51	187	2	185	28	2
b. Unlawful Entry - No Force	52	57	4	53	2	0
c. Attempted Forcible Entry	53	18	0	18	0	0
6. LARCENY THEFT TOTAL (except Motor Vehicle Theft)	60	1,071	62	1,009	152	13
7. MOTOR VEHICLE THEFT TOTAL	70	266	47	219	20	7
a. Autos	71	251	45	206	19	7
b. Trucks and Buses	72	7	2	5	0	0
c. Other Vehicles	73	8	0	8	1	0
GRAND TOTAL	77	2,254	148	2,106	481	38

CHECKING ANY OF THE APPROPRIATE BLOCKS BELOW WILL ELIMINATE YOUR NEED TO SUBMIT REPORTS WHEN THE VALUES ARE ZERO. THIS WILL ALSO AID THE NATIONAL PROGRAM IN ITS QUALITY CONTROL EFFORTS.

- NO SUPPLEMENTARY HOMICIDE REPORT SUBMITTED SINCE NO MURDERS, JUSTIFIABLE HOMICIDES, OR MANSLAUGHTER BY NEGLIGENCE OCCURRED IN THIS JURISDICTION DURING THE MONTH.
- NO SUPPLEMENT TO RETURN A REPORT SINCE NO CRIME OFFENSES OR RECOVERY OF PROPERTY REPORTED DURING THE MONTH.
- NO LAW ENFORCEMENT OFFICERS KILLED OR ASSAULTED REPORT SINCE NONE OF THE OFFICERS WERE ASSAULTED OR KILLED DURING THE MONTH.

- NO AGE, SEX, AND RACE OF PERSONS ARRESTED UNDER 18 YEARS OF AGE REPORT SINCE NO ARRESTS OF PERSONS WITHIN THIS AGE GROUP.
- NO AGE, SEX, AND RACE OF PERSONS ARRESTED 18 YEARS OF AGE AND OVER REPORT SINCE NO ARRESTS OF PERSONS WITHIN THIS AGE GROUP.
- NO MONTHLY RETURN OF ARSON OFFENSES KNOWN TO LAW ENFORCEMENT REPORT SINCE NO ARSONS OCCURRED.

DO NOT USE THIS SPACE

	INITIALS
RECORDED	
EDITED	
ENTERED	
ADJUSTED	
UPPER	

* TOTALS INCLUDE PREVIOUS OFFENSES

FEBRUARY 2017

Month and Year of Report

GAAPD 0000

Agency Identifier

MARCH 10, 2017

Date

ATLANTA POLICE DEPARTMENT - GEORGIA

Agency and State



 Prepared By: **CHIEF**

 Title: **LIEUTENANT**

CHIEF

 Chief, Commissioner, Sheriff, or Superintendent

PROPERTY STOLEN BY CLASSIFICATION

CLASSIFICATION	DATA ENTRY	Number of Actual (Column 4)	Offenses Return A)	Monetary Value of Property Stolen
1. MURDER AND NONNEGLIGENT MANSLAUGHTER	12		4	\$ 0.00
2. FORCIBLE RAPE	20		20	\$ 50.00
3. ROBBERY				
(a) HIGHWAY (streets, alleys, etc.)	31		74	2,102.00
(b) COMMERCIAL HOUSE (except c, d, and f)	32		10	7,274.00
(c) GAS OR SERVICE STATION	33		1	1.00
(d) CONVENIENCE STORE	34		1	0.00
(e) RESIDENCE (anywhere on premises)	35		10	403.00
(f) BANK	36		0	0.00
(g) MISCELLANEOUS	37		8	76,027.00
TOTAL ROBBERY	30		104	\$ 85,807.00
5. BURGLARY - BREAKING OR ENTERING				
(a) RESIDENCE (dwelling)				
(1) NIGHT (6 p.m. - 6 a.m.)	51		68	37,672.00
(2) DAY (6 a.m. - 6 p.m.)	52		127	55,819.00
(3) UNKNOWN	53		0	0.00
(b) NON-RESIDENCE (store, office, etc.)				
(1) NIGHT (6 p.m. - 6 a.m.)	54		33	14,193.00
(2) DAY (6 a.m. - 6 p.m.)	55		28	16,517.00
(3) UNKNOWN	56		0	0.00
TOTAL BURGLARY	50		256	\$ 124,201.00
6. LARCENY - THEFT (Except Motor Vehicle Theft)				
(a) \$200 AND OVER	61		211	360,802.00
(b) \$50 TO \$200	62		52	5,326.00
(c) UNDER \$50	63		746	1,733.00
TOTAL LARCENY (Same as Item 6X)	60		1,009	\$ 367,861.00
7. MOTOR VEHICLE THEFT (Include Alleged Joy Ride)	70		219	\$ 147,950.00
GRAND TOTAL - ALL ITEMS	77	//		\$ 725,869.00
ADDITIONAL ANALYSIS OF LARCENY AND MOTOR VEHICLE THEFT				
6X. NATURE OF LARCENIES UNDER ITEM 6				
(a) POCKET-PICKING	81		4	1,694.00
(b) PURSE-SNATCHING	82		15	1,267.00
(c) SHOPLIFTING	83		171	29,348.00
(d) FROM MOTOR VEHICLES (except e)	84		564	209,364.00
(e) MOTOR VEHICLE PARTS AND ACCESSORIES	85		39	1,160.00
(f) BICYCLES	86		14	3,787.00
(g) FROM BUILDING (except c and h)	87		88	77,155.00
(h) FROM ANY COIN-OPERATED MACHINES (parking meters, etc.)	88		1	2,361.00
(i) ALL OTHER	89		113	41,725.00
TOTAL LARCENIES (Same as Item 6)	80		1,009	\$ 367,861.00
7X. MOTOR VEHICLES RECOVERED				
(a) STOLEN LOCALLY AND RECOVERED LOCALLY	91		33	
(b) STOLEN LOCALLY AND RECOVERED BY OTHER JURISDICTIONS	92		3	
(c) TOTAL LOCALLY STOLEN MOTOR VEHICLES RECOVERED (a & b)	93		36	
(d) STOLEN IN OTHER JURISDICTIONS AND RECOVERED LOCALLY	90		N/A	

**SUPPLEMENT TO RETURN A
MONTHLY RETURN OF OFFENSES KNOWN TO THE POLICE**

1-706 (Rev.8-30-94)
Form Approved
OMB No. 1110-0007

This report is authorized by law, Title 28, Section 534, U. S. Code. While you are not required to respond, your cooperation in submitting this report with the Return A will assist the FBI in compiling comprehensive, accurate figures on a timely basis.

This form deals with the nature of crime and the monetary value of property stolen and recovered. The total offenses recorded on the form should be the same as the number of actual offenses listed in Column 4 of the Return A for each crime class. Include attempted crimes on this form, but do not include unfounded offenses. If you cannot complete the report in all areas, please record as much information as is available. Tally sheets will be sent upon request.

PROPERTY BY TYPE AND VALUE

Type of Property (1)	Data Entry	Monetary Value of Property Stolen in Your Jurisdiction	
		Stolen (2)	Recovered (3)
(A) Currency, Notes, Etc.	01	\$ 58,214.00	\$ 0.00
(B) Jewelry and Precious Metals	02	116,198.00	0.00
(C) Clothing and Furs	03	46,282.00	0.00
(D) Locally Stolen Motor Vehicles	04	147,950.00	532.00
(E) Office Equipment	05	3,828.00	0.00
(F) Televisions, Radios, Stereos, Etc.	06	161,193.00	0.00
(G) Firearms	07	12,439.00	0.00
(H) Household Goods	08	23,518.00	0.00
(I) Consumable Goods	09	1,149.00	0.00
(J) Livestock	10	0.00	0.00
(K) Miscellaneous	11	155,098.00	0.00
TOTAL	00	\$ 725,869.00	\$ 532.00

The total of this column should agree with the Grand Total (DATA ENTRY 77) shown on page 2.

Include in this column all property recovered even though stolen in prior months. The above is an accounting for only that property stolen in your jurisdiction. This will include property recovered for you by other jurisdictions, but not property you recover for them.

MARCH 10, 2017
DATE

Lt. Keith A. Bailey PREPARED BY LIEUTENANT TITLE
Chief E. Shields CHIEF
CHIEF, COMMISSIONER, SHERIFF OR SUPERINTENDENT

FEBRUARY 2017
Month and Year of Report

GAAPD 0000
Agency Identifier

ATLANTA POLICE DEPARTMENT - GEORGIA
Agency and State

LAW ENFORCEMENT OFFICERS KILLED OR ASSAULTED

It is requested this report be completed and transmitted with monthly crime reports to: Director, Federal Bureau of Investigation, Uniform Crime Reports, Washington, D. C. 20535. This form should be used to report the number of your officers who were assaulted or killed in the line of duty during the month. Additional information concerning officers killed will be requested by a separate questionnaire.

OFFICERS KILLED Number of your law enforcement officers killed in the line of duty this month.	By felonious act	0
	By accident or negligence	0

Officers Assaulted (Do not include officers killed) - See other side for instructions.

Type of Activity	Total Assaults by Weapon A	Type of Weapon				Two-Officer Vehicle F	Type of Assignment						Police Assaults Cleared M
		Firearm B	Knife or Other Cutting Instrument C	Other Dangerous Weapon D	Hands, Fists, Feet, etc. E		One-Officer Vehicle		Detective or Special Assign.		Other		
							Alone G	As-sisted H	Alone I	As-sisted J	Alone K	As-sisted L	
1. Responding to "Disturbance" calls (family quarrels, man with gun, etc.)	2			2			2						2
2. Burglaries in progress or pursuing burglary suspects	0												
3. Robberies in progress or pursuing robbery suspects	0												
4. Attempting other arrests	1				1		1						1
5. Civil disorder (riot, mass disobedience)	0												
6. Handling, transporting, custody of prisoners	2				2		1	1					2
7. Investigating suspicious persons or circumstances	4			3	1			4					4
8. Ambush - no warning	0												
9. Mentally deranged	0												
10. Traffic pursuits and stops	0												
11. All Other	0												
12. TOTAL (1-11)	9	0	0	5	4	0	1	8	0	0	0	0	9
13. Number with personal injury	2			1	1								
14. Number without personal injury	7			4	3								
15. Time of assaults													
AM	3		3										
PM					1		2						

DO NOT WRITE HERE

Recorded	Initials
Edited	
Punched	
Verified	
Adjusted	
DOJ/FBI	

12:01 2:00 4:00 6:00 8:00 10:00 12:00

FEBRUARY 2017
Month and Year
ATLANTA POLICE DEPARTMENT
Agency
GAAPD 0000
Agency Identifier
GEORGIA
State

Lydia A. Brady
Prepared By
Chief K. Shelby
Title
LIEUTENANT
CHIEF
Chief, Sheriff, Commissioner, Superintendent

MONTHLY RETURN OF ARSON OFFENSES KNOWN TO LAW ENFORCEMENT

DO-73 (2-11-82)
Form Approved
OMB No. 1110-0008

This report is authorized by law Title 28, Section 534, United States Code, and the enactment of the fiscal year 1979, Department of Justice Authorization Bill S. 3151. While you are not required to respond, your cooperation in using this form to report all incidents of arson which become known to your department during the month will assist the FBI in compiling comprehensive, accurate data on a timely basis. Instructions appear on reverse side.

1 PROPERTY CLASSIFICATION	2 Offenses Reported or Known to Police (Include Unfounded and Attempts)	3 Unfounded, i.e. False or Baseless Complaints	4 Number of Actual Offenses (Column 2 Minus Column 3 (Include Attempts))	5 Total Offenses Cleared by Arrest or Exceptional Means (Include Column 6)	6 Number of Clearances Involving Only Persons Under 18 Years of Age	7 Offenses Where Structures Uninhabited, Abandoned, or not Normally in Use	8 Estimated Value of Property Damage
STRUCTURAL							
A. Single Occupancy Residential: Houses, Townhouses, Duplexes, etc.	9	8	1				\$ 50,000.
B. Other Residential: Apartments, Tenements, Flats, Hotels, Motels, Inns, Dormitories, Boarding Houses, etc.	5	5					\$
C. Storage: Barns, Garages, Warehouses, etc.	1	1					\$
D. Industrial/Manufacturing							\$
E. Other Commercial: Stores, Restaurants, Offices, etc.							\$
F. Community/Public: Churches, Jails, Schools, Colleges, Hospitals, etc.							\$
G. All Other Structure: Out Buildings, Monuments, Buildings Under Construction, etc.							\$
TOTAL STRUCTURE	15	14	1				\$ 50,000.
MOBILE							
H. Motor Vehicles: Automobiles, Trucks, Buses, Motorcycles, etc.:: UCR Definition	3		3				\$
I. Other Mobile Property: Trailers, Recreational Vehicles, Airplanes, Boats, etc.							\$
TOTAL MOBILE	3		3				\$ 50,400.
J. TOTAL OTHER Crops, Timber, Fences, Signs, etc.							\$
GRAND TOTAL	18	14	4				\$ 100,400.

DO NOT WRITE HERE				
Recorded				
Edited				
Entered				
Adjusted				
Corres.				

Agency Identifier GAAPD 0000 Month FEBRUARY 2017
 Agency ATLANTA POLICE DEPARTMENT State GEORGIA
 Prepared by Chief E. Shields LIEUTENANT
 Chief, Commissioner, Sheriff, or Superintendent CHIEF

AGENCY IDENTIFIER GAAPD 0000 REPORTING PERIOD FEBRUARY 20 17

AGENCY NAME ATLANTA POLICE DEPARTMENT

POLICE DISPOSITION OF JUVENILES

-Not to include neglect or traffic cases-

1. Handled within Department and released. (Warning, released to parents, etc.)	_____
2. Referred to juvenile court or probation department.	_____ 63 _____
3. Referred to welfare agency.	_____ 2 _____
4. Referred to other police agency.	_____
5. Referred to criminal or adult court.	_____
TOTAL	_____ 65 _____

MARCH 9, 2017
DATE

<u>Lt. [Signature]</u>	<u>LIEUTENANT</u>
PREPARED BY	TITLE
<u>Chief [Signature]</u>	<u>CHIEF</u>
APPROVED BY	TITLE

GCIC USE ONLY	
Recorded	_____
Reviewed	_____
Punched	_____
Verified	_____

RETURN TO
Georgia Crime Information Center/Uniform Crime Reporting
P. O. Box 1456
Atlanta, Georgia 30301

Return on or before the 7th of the following month.

GCIC/UCR-012 (9/74)

SUPPLEMENTARY HOMICIDE REPORT

This report is authorized by law Title 28, Section 534, United States Code. While you are not required to respond, your cooperation in using this form to list data pertaining to all homicides reported on your Return A will assist the FBI in compiling comprehensive, accurate data regarding this important classification on a timely basis.

1a. Murder and Nonnegligent Manslaughter

List below specific information for all offenses shown in item 1a of the monthly Return A. In addition, list all justifiable killings of felons by a citizen or by a peace officer in the line of duty. A brief explanation in the circumstances column regarding unfounded homicide offenses will aid the national Uniform Crime Reporting Program in editing the reports.

Incident	Situation*	Victim **			Offender**			Data Code		Weapon Used (Handgun, Rifle, Shotgun, Club, Poison, etc.)	Relationship of Victim to Offender (Husband, Wife, Son, Father, Acquaintance, Neighbor, Stranger, etc.)	Circumstances (Victim shot by robber, robbery victim shot robber, killed by patron during barroom brawl, etc.)
		Age	Sex	Race	Ethnicity	Age	Sex	Race	Ethnicity			
	B	17	F	B	N					HANDGUN	UNKNOWN	OTHER
	B	22	M	B	N					HANDGUN	UNKNOWN	OTHER
	A	30	M	B	N	51	M	B	N	HANDGUN	FRIEND	OTHER ARGUMENTS
	A	83	F	B	N	57	M	B	N	UNKNOWN OR OTHER	MOTHER	OTHER - DOMESTIC
	A	20	M	B	N	28	M	B	N	HANDGUN	ACQUAINTANCE	FELON KILLED BY PRIVATE CITIZEN *
	A	27	M	B	N	32	M	B	N	HANDGUN	ACQUAINTANCE	FELON KILLED BY PRIVATE CITIZEN *

** - See reverse side for explanation

DO NOT WRITE HERE	
Recorded	
Edited	
Punched	
Verified	
Adjusted	

FEBRUARY 2017
Month and Year

GAAPD 0000
Agency Identifier

GEORGIA
State

ATLANTA POLICE DEPARTMENT
Agency

LIEUTENANT
Title

Chief, Sheriff, Commissioner, Superintendent

ATLANTA POLICE DEPARTMENT
 AGE, SEX, AND RACE OF PERSONS ARRESTED
 16 YEARS OF AGE AND UNDER

MONTH FEBRUARY

YEAR 2017

CLASSIFICATION OF OFFENSES	SEX	AGE						RACE					ETHNIC						
		0 9		10 12		13 14		15		16		TOTAL		White	Black	Native Amer.	Asian/Pacific	Wnl. Hispanic	Bck Hispanic
		0	9	10	12	13	14	15	16	TOTAL	White	Black	Native Amer.	Asian/Pacific	Wnl. Hispanic	Bck Hispanic			
Murder/Nonnegligent Manslaughter	M																		
	F																		
Manslaughter by Negligence	M																		
	F																		
Forcible Rape	M																		
	F																		
Robbery	M			1															
	F																		
Aggravated Assault	M					1													
	F																		
Burglary- Breaking or Entering	M					2		4		1									
	F																		
Larceny - Theft (except Motor Vehicle Theft)	M			1		7		4		3									
	F			1		1		2		1									
Motor Vehicle Theft	M					4		1		2									
	F																		
Other Assaults	M			1		2		1		1									
	F																		
Arson	M																		
	F																		
Forgery and Counterfeiting	M																		
	F																		
Fraud	M																		
	F																		
Embezzlement	M																		
	F																		
Stolen Property; Buying, Receiving, Possessing	M																		
	F							1		1									
Vandalism	M			1				2											
	F																		
Weapons	M																		
	F																		
Prostitution and Commercialized Vice	M																		
	F																		

ATLANTA POLICE DEPARTMENT
 AGE, SEX, AND RACE OF PERSONS ARRESTED
 16 YEARS OF AGE AND UNDER

MONTH FEBRUARY

YEAR 2017

CLASSIFICATION OF OFFENSES	SEX	AGE					RACE					ETHNIC		
		10-12		13-14		15-16	TOTAL	White	Black	Native Amer.	Asian/Pacific	Whi. Hispanic	Blck Hispanic	
		09	10-12	13-14	15-16	TOTAL	White	Black	Native Amer.	Asian/Pacific	Whi. Hispanic	Blck Hispanic		
17 Sex Offenses (except Rape and Prostitution)	M													
	F													
18 Drug Abuse Violations Grand Total	M	0	0	0	3	1	4	0	4	0	0	0	0	
	F	0	0	0	0	0	0	0	0	0	0	0	0	
180 (1) Sale/Manufacturing Subtotal	M	0	0	0	1	0	1	0	0	0	0	0	0	
	F	0	0	0	0	0	0	0	1	0	0	0	0	
a Opium or Cocaine and their Derivatives	M													
	F													
b Marijuana	M				1		1				1			
	F						0							
c Synthetic Narcotics	M						0							
	F						0							
d Other Dangerous Non-Narcotic Drugs	M						0							
	F						0							
185 (2) Possession Subtotal	M	0	0	0	2	1	3	0	3	0	0	0	0	
	F	0	0	0	0	0	0	0	0	0	0	0	0	
e Opium or Cocaine and their Derivatives	M													
	F													
f Marijuana	M				2	1	3				3			
	F						0							
g Synthetic Narcotics	M						0							
	F						0							
h Other Dangerous Non-Narcotic Drugs	M						0							
	F						0							
19 Gambling Total	M	0	0	0	0	0	0	0	0	0	0	0	0	
	F	0	0	0	0	0	0	0	0	0	0	0	0	
a Bookmaking	M						0							
	F						0							
b Numbers and Lottery	M						0							
	F						0							
c All Other Gambling	M						0							
	F						0							
20 Offenses Against Family and Children	M						0							
	F						0							

ATLANTA POLICE DEPARTMENT
 AGE, SEX, AND RACE OF PERSONS ARRESTED
 16 YEARS OF AGE AND UNDER

MONTH FEBRUARY

YEAR 2017

CLASSIFICATION OF OFFENSES	SEX	AGE						RACE				ETHNIC								
		0 9		10 12		13 14		15		16		TOTAL		White	Black	Native Amer.	Asian/Pacific	Whl. Hispanic	Blck Hispanic	
Driving Under the Influence	M																			
	F																			
Liquor Laws	M																			
	F																			
Drunkenness	M																			
	F																			
Disorderly Conduct	M																			
	F																			
Vagrancy	M																			
	F																			
All Other Offenses (except Traffic)	M																			
	F																			
Suspicion	M																			
	F																			
Curfew and Loitering	M																			
	F																			
Run-Aways	M																			
	F																			
Total		2	3	20	22	18	65	0	65	0	65	0	0	0	0	0	0	0	0	0

FEBRUARY 2017

Month and Year of Report

GAAPD 0000

Agency Identifier

MARCH 10, 2017

Date

ATLANTA POLICE DEPARTMENT - GEORGIA

Agency and State

Letitia...
 Prepared By LIEUTENANT

Chief E. Shields
 CHIEF
 Chief, Commissioner, Sheriff, or Superintendent

UNIFORM CRIME REPORTING

**LAW ENFORCEMENT
OPERATIONS
&
MANAGEMENT**

CRIME AREA COMPARISON

**SUPPORT SERVICES DIVISION
Information Services Section**

**FEBRUARY 2017
FEBRUARY 2016**


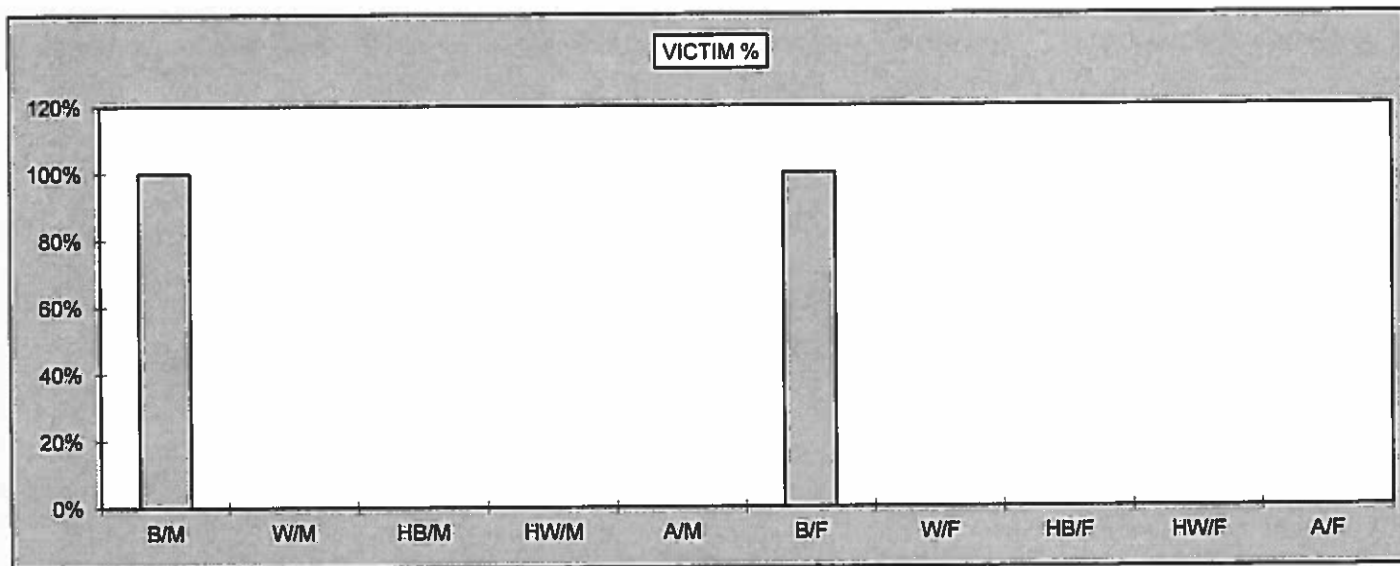
**2017
FEBRUARY HOMICIDE COMPARISON
BY RACE, SEX, AND ETHNIC ORIGIN**

	VICTIM	PERPETRATOR
B/M	2	2
W/M	0	0
HB/M	0	0
HW/M	0	0
A/M	0	0
TOTAL MALES	2	2
B/F	2	0
W/F	0	0
HB/F	0	0
HW/F	0	0
A/F	0	0
TOTAL FEMALES	2	0
TOTAL	4	2

	VICTIM %	PERPETRATOR %
B/M	100%	100%
W/M	0%	0%
HB/M	0%	0%
HW/M	0%	0%
A/M	0%	0%

B/F	100%	0%
W/F	0%	0%
HB/F	0%	0%
HW/F	0%	0%
A/F	0%	0%

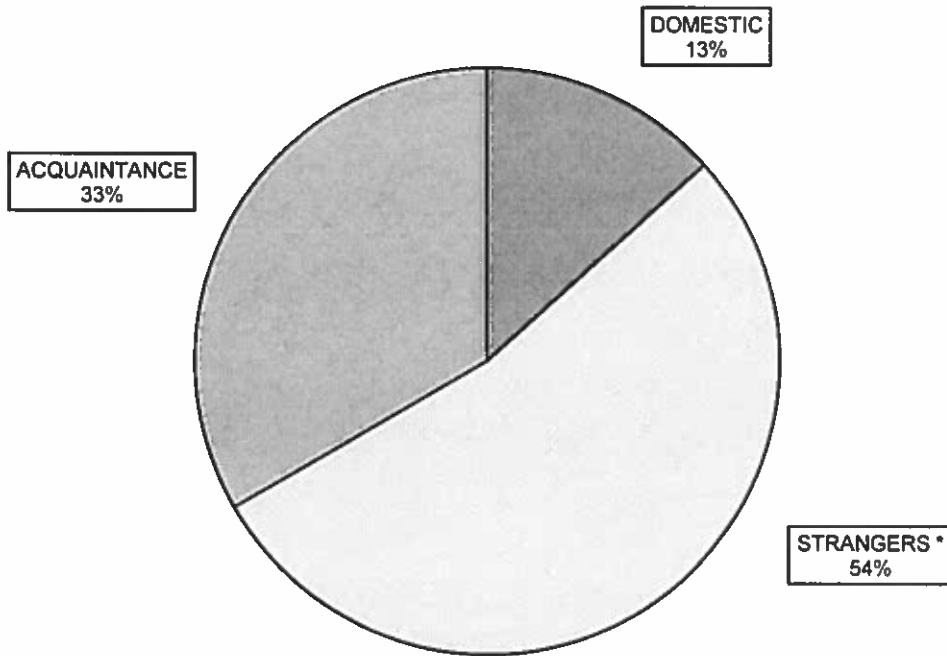
PERPETRATOR UNKNOWN FOR 2 HOMICIDES



**2017
HOMICIDE BREAKDOWN
YEAR TO DATE**

FEBRUARY							
MONTH	ACTUAL	DOMESTIC	%	STRANGERS *	%	ACQUAINTANCE	%
JANUARY	11	1	9%	6	55%	4	36%
FEBRUARY	4	1	25%	2	50%	1	25%
MARCH							
APRIL							
MAY							
JUNE							
JULY							
AUGUST							
SEPTEMBER							
OCTOBER							
NOVEMBER							
DECEMBER							
TOTAL	15	2	13%	8	54%	5	33%

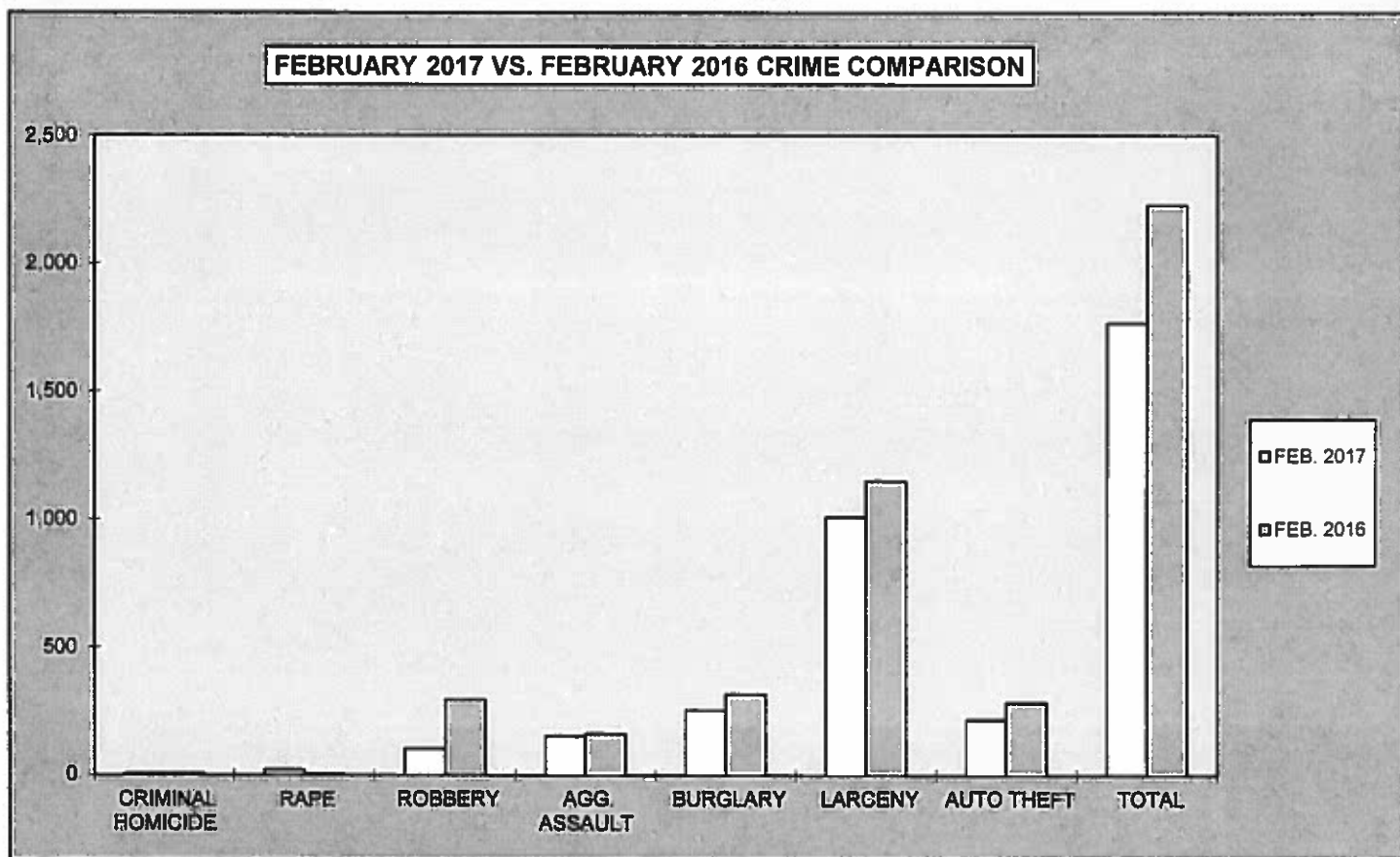
HOMICIDE BREAKDOWN BY VICTIM/OFFENDER RELATIONSHIP



* UNKNOWN INCLUDED IN WITH STRANGERS

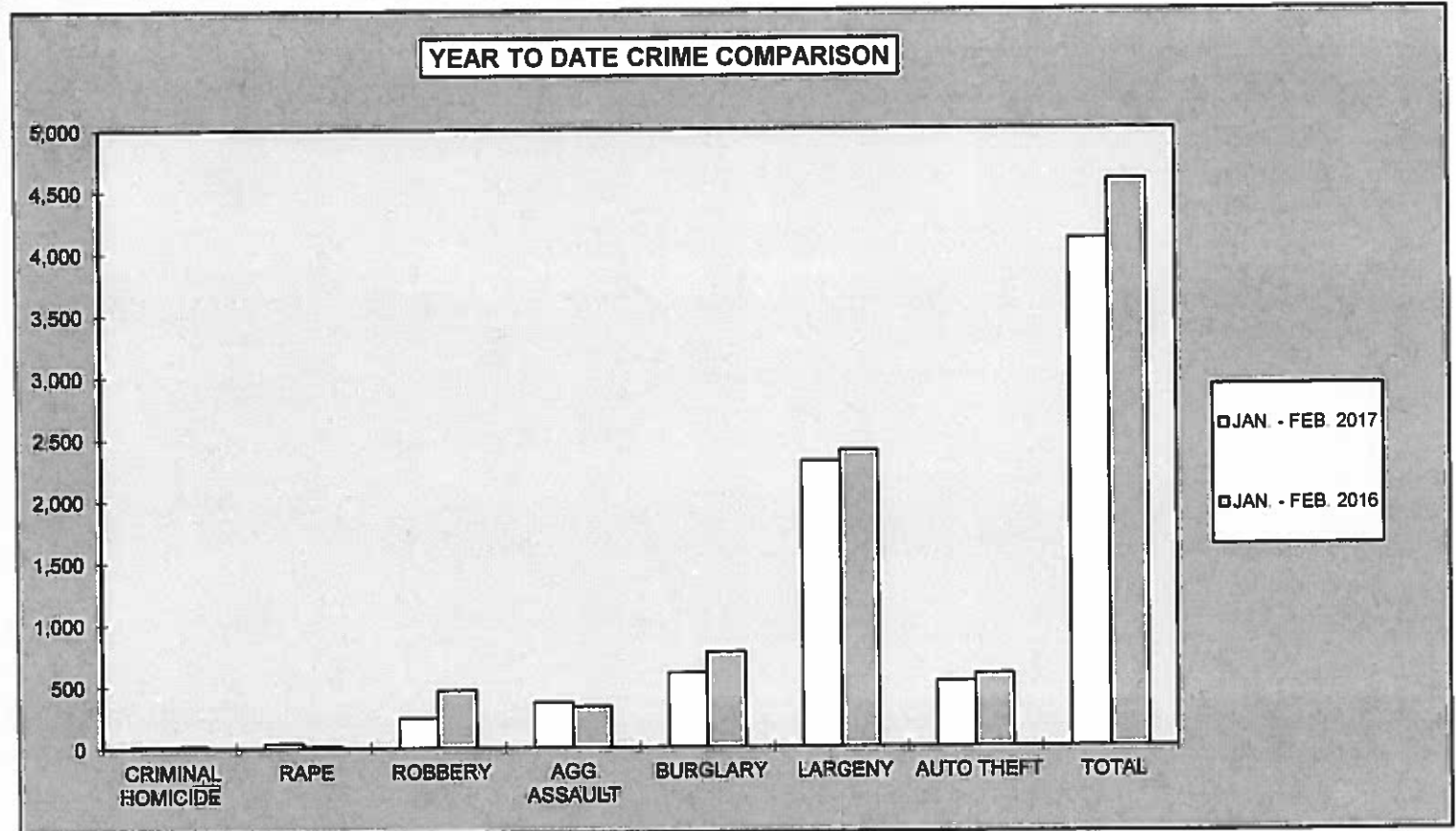
**2017
MONTHLY CRIME COMPARISON**

CRIME	FEB. 2017	FEB. 2016	# DIFFERENCE	% DIFFERENCE
CRIMINAL HOMICIDE	4	6	-2	-33%
RAPE	20	6	14	233%
ROBBERY	104	297	-193	-65%
AGG. ASSAULT	155	163	-8	-5%
BURGLARY	256	319	-63	-20%
RESIDENCE	195	246	-51	-21%
NON-RESIDENCE	61	73	-12	-16%
LARCENY	1,009	1,150	-141	-12%
POCKETPICKING	4	7	-3	-43%
PURSE SNATCHING	15	15	0	0%
SHOPLIFTING	171	200	-29	-15%
FROM MOTOR VEHICLES	564	628	-64	-10%
MOTOR VEH. PARTS/ACCESSORIES	39	76	-37	-49%
BICYCLES	14	12	2	17%
FROM BUILDINGS	88	93	-5	-5%
FROM COIN OPERATED MACHINES	1	1	0	0%
ALL OTHER	113	118	-5	-4%
AUTO THEFT	219	287	-68	-24%
TOTAL	1,767	2,228	-461	-21%



**2017
YEAR TO DATE CRIME COMPARISON**

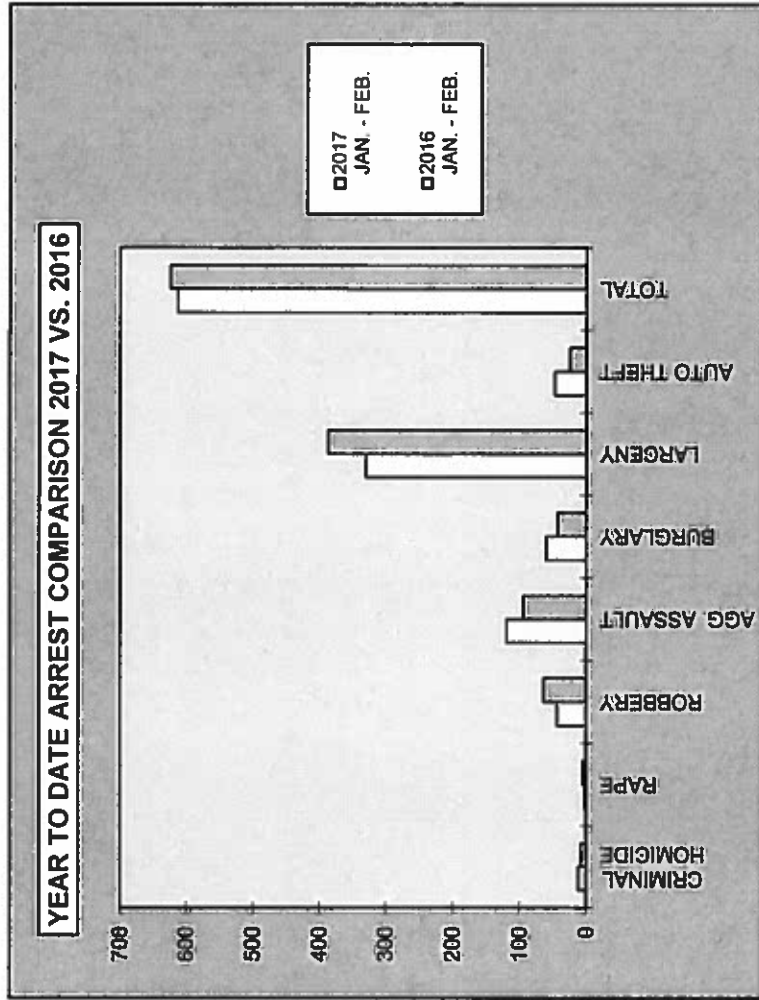
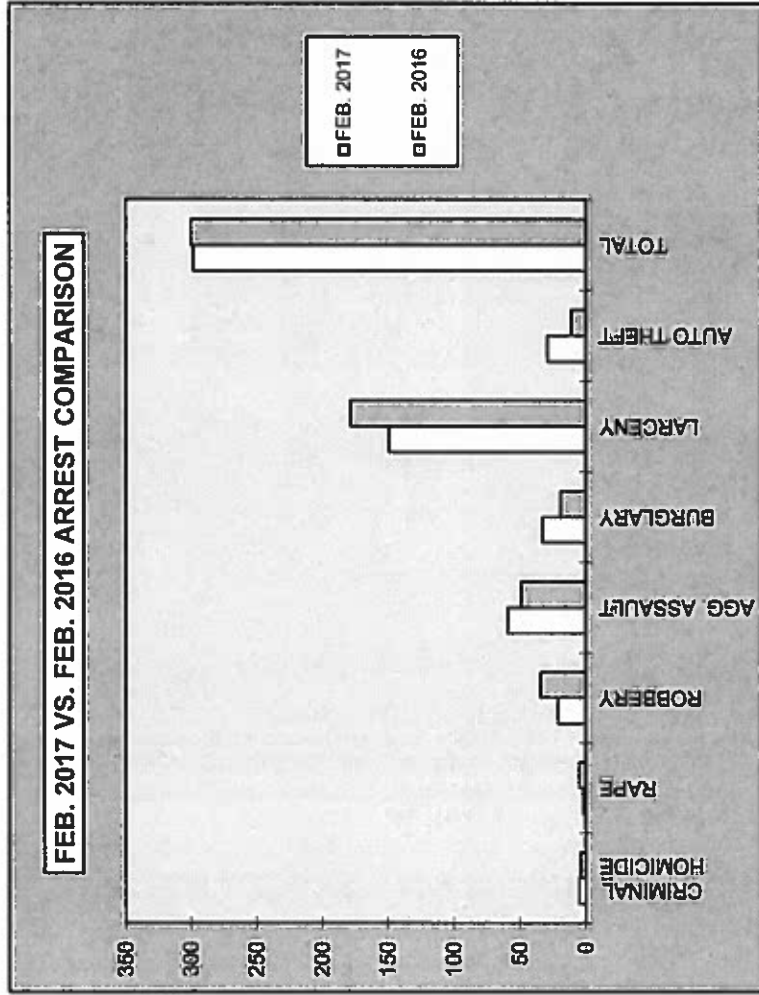
FIRST 2 MONTHS				
CRIME	JAN. - FEB. 2017	JAN. - FEB. 2016	# DIFFERENCE	% DIFFERENCE
CRIMINAL HOMICIDE	15	15	0	0%
RAPE	37	15	22	147%
ROBBERY	245	469	-224	-48%
AGG. ASSAULT	368	333	35	11%
BURGLARY	603	770	-167	-22%
RESIDENCE	449	597	-148	-25%
NON-RESIDENCE	154	173	-19	-11%
LARCENY	2,312	2,399	-87	-4%
POCKETPICKING	14	15	-1	-7%
PURSE SNATCHING	31	37	-6	-16%
SHOPLIFTING	381	443	-62	-14%
FROM MOTOR VEHICLES	1,257	1,246	11	1%
MOTOR VEH. PARTS/ACCESSORIES	106	159	-53	-33%
BICYCLES	32	34	-2	-6%
FROM BUILDINGS	192	201	-9	-4%
FROM COIN OPERATED MACHINES	2	4	-2	-50%
ALL OTHER	297	260	37	14%
AUTO THEFT	530	587	-57	-10%
TOTAL	4,110	4,588	-478	-10%



**2017
ARREST COMPARISON**

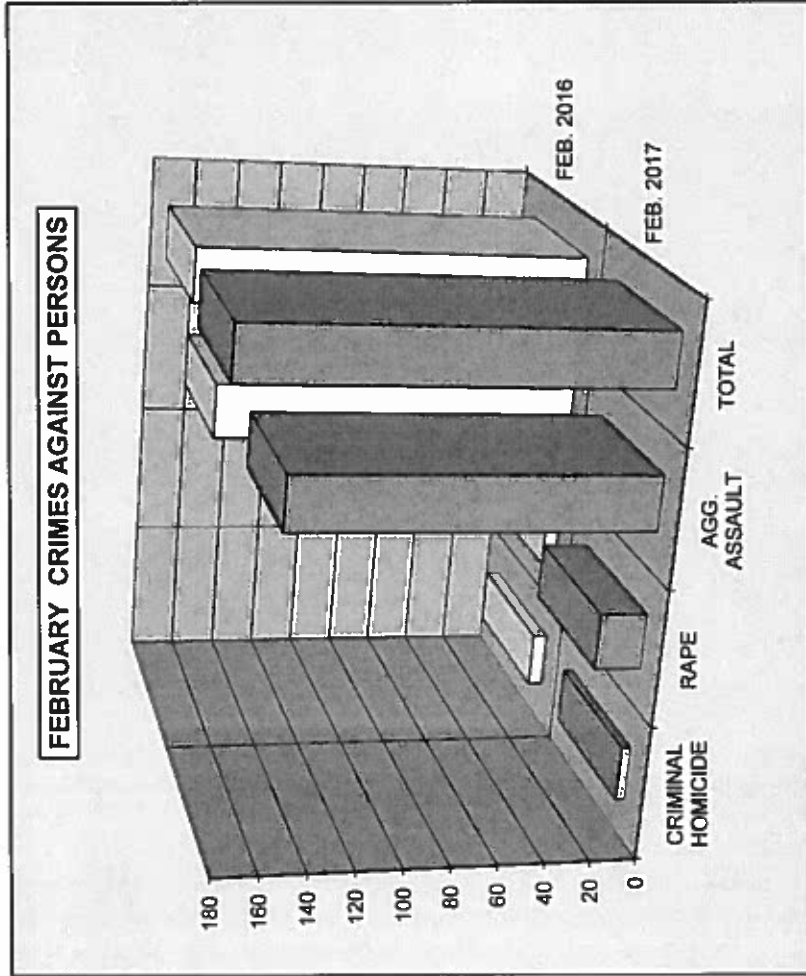
FEBRUARY ARREST COMPARISON					
CRIME	FEB. 2017	FEB. 2016	# DIFFERENCE	% DIFFERENCE	
CRIMINAL HOMICIDE	5	4	1	25%	
RAPE	2	5	-3	-60%	
ROBBERY	21	34	-13	-38%	
AGG. ASSAULT	59	49	10	20%	
BURGLARY	33	19	14	74%	
LARCENY	149	178	-29	-16%	
AUTO THEFT	29	11	18	164%	
TOTAL	298	300	-2	-1%	

FIRST 2 MONTHS ARREST COMPARISON					
CRIME	2017 JAN. - FEB.	2016 JAN. - FEB.	# DIFFERENCE	% DIFFERENCE	
CRIMINAL HOMICIDE	12	8	4	50%	
RAPE	2	5	-3	-60%	
ROBBERY	44	64	-20	-31%	
AGG. ASSAULT	119	94	25	27%	
BURGLARY	60	43	17	40%	
LARCENY	329	386	-57	-15%	
AUTO THEFT	47	24	23	96%	
TOTAL	613	624	-11	-2%	




**2017
CRIME COMPARISON
CRIMES AGAINST PERSONS**

FEBRUARY					
CRIME	FEB. 2017	FEB. 2016	# DIFFERENCE	% DIFFERENCE	
CRIMINAL HOMICIDE	4	6	-2	-33%	
RAPE	20	6	14	233%	
AGG. ASSAULT	155	163	-8	-5%	
TOTAL	179	175	4	2%	



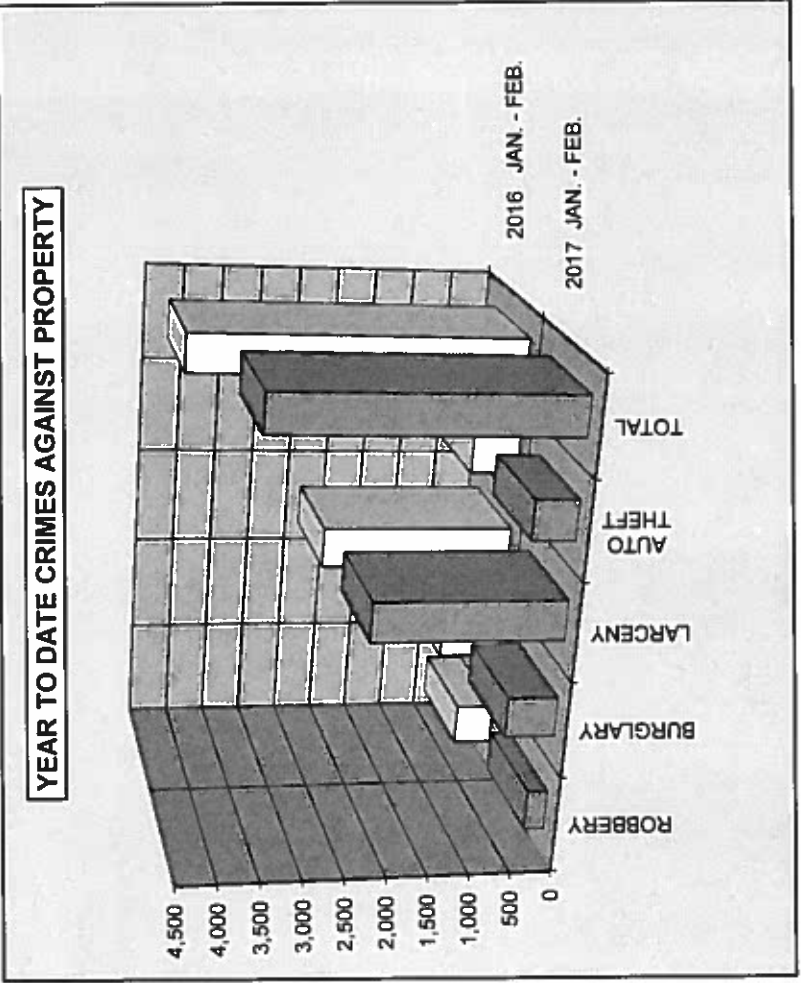
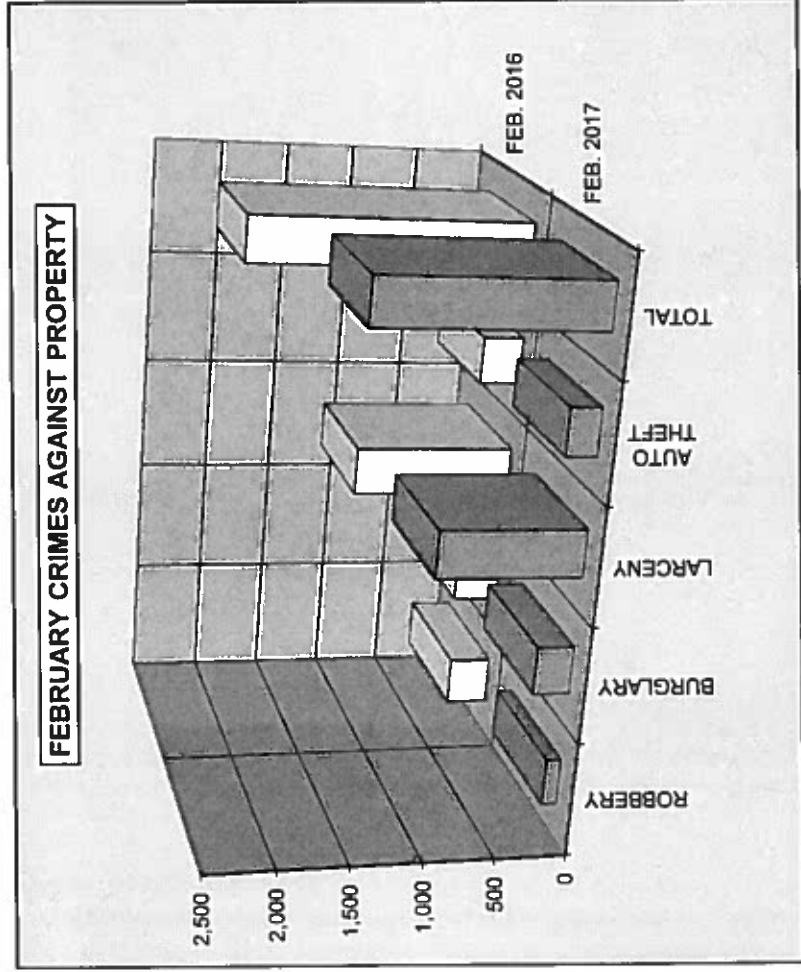
FIRST 2 MONTHS					
CRIME	2017 JAN. - FEB.	2016 JAN. - FEB.	# DIFFERENCE	% DIFFERENCE	
CRIMINAL HOMICIDE	15	15	0	0%	
RAPE	37	15	22	147%	
AGG. ASSAULT	368	333	35	11%	
TOTAL	420	363	57	16%	



**2017
CRIME COMPARISON
CRIMES AGAINST PROPERTY**

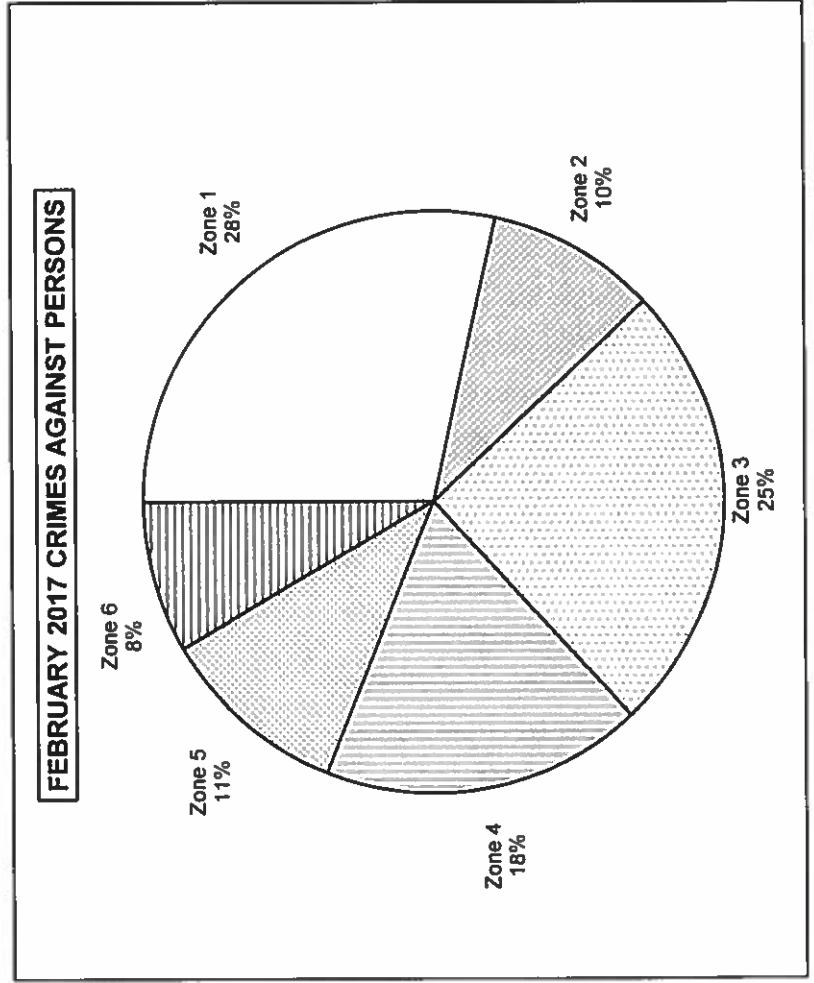
FEBRUARY				
CRIME	FEB. 2017	FEB. 2016	# DIFFERENCE	% DIFFERENCE
ROBBERY	104	297	-193	-65%
BURGLARY	256	319	-63	-20%
LARCENY	1,009	1,150	-141	-12%
AUTO THEFT	219	287	-68	-24%
TOTAL	1,588	2,053	-465	-23%

FIRST 2 MONTHS				
CRIME	2017 JAN. - FEB.	2016 JAN. - FEB.	# DIFFERENCE	% DIFFERENCE
ROBBERY	245	469	-224	-48%
BURGLARY	603	770	-167	-22%
LARCENY	2,312	2,399	-87	-4%
AUTO THEFT	530	587	-57	-10%
TOTAL	3,690	4,225	-535	-13%

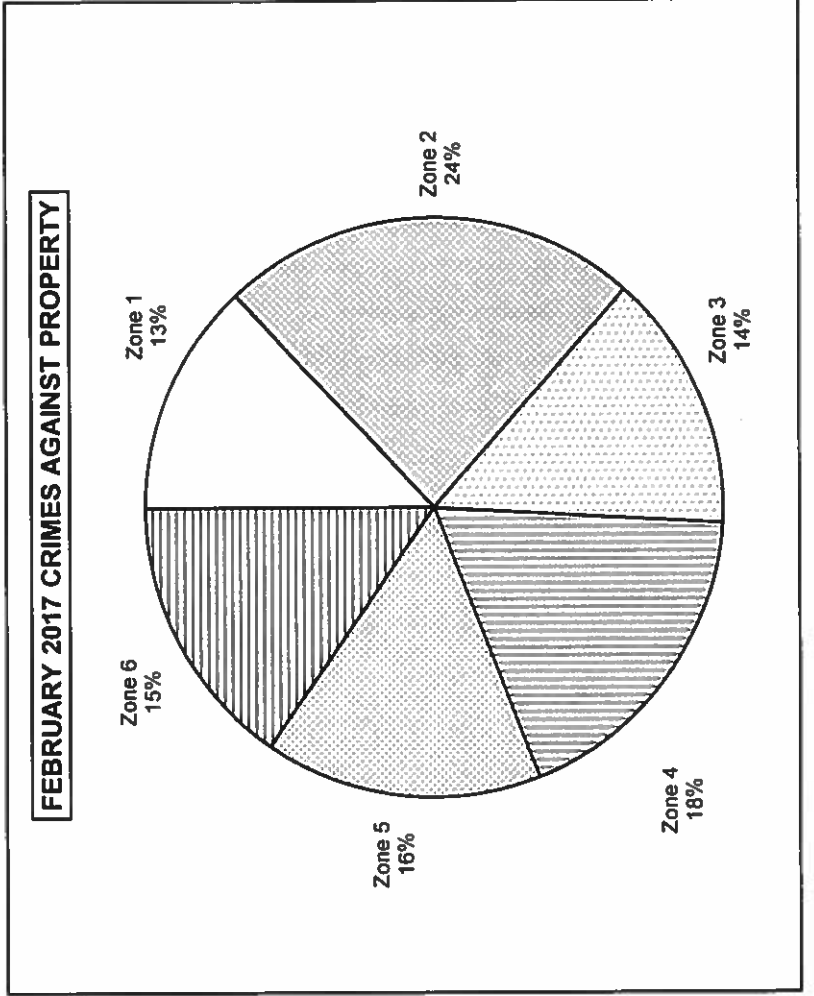


**2017
AREA BREAKDOWN
CRIMES AGAINST PERSONS AND PROPERTY**

FEBRUARY 2017 CRIMES AGAINST PERSONS BY ZONE						
CRIME	Zone 1	Zone 2	Zone 3	Zone 4	Zone 5	Zone 6
CRIMINAL HOMICIDE	3	0	0	1	0	0
RAPE	6	2	6	5	1	0
AGG. ASSAULT	42	15	39	26	18	15
TOTAL CRIMES AGAINST PERSONS	51	17	45	32	19	15



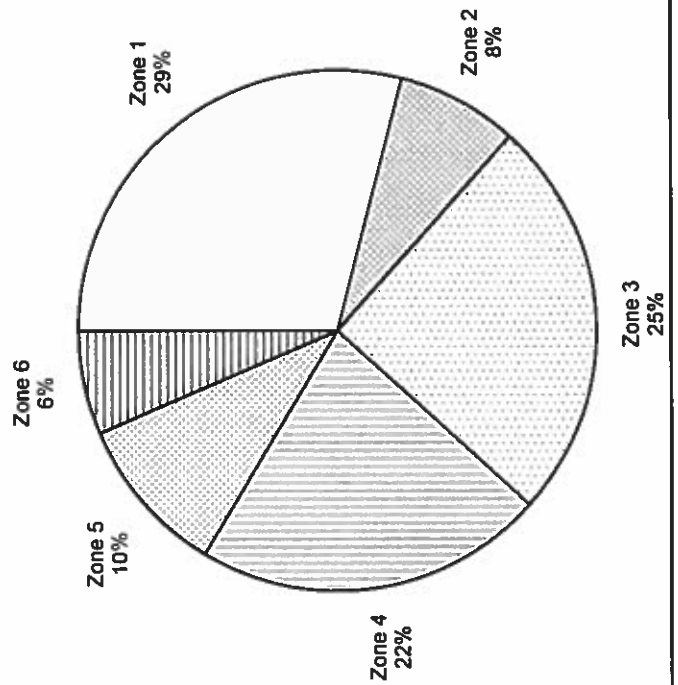
FEBRUARY 2017 CRIMES AGAINST PROPERTY BY ZONE						
CRIME	Zone 1	Zone 2	Zone 3	Zone 4	Zone 5	Zone 6
ROBBERY	26	7	16	26	13	16
BURGLARY	41	47	43	74	14	37
LARCENY	101	284	113	148	196	167
AUTO THEFT	39	35	56	41	23	25
TOTAL CRIMES AGAINST PROPERTY	207	373	228	289	246	245



**2017
YEAR TO DATE AREA BREAKDOWN
CRIMES AGAINST PERSONS AND PROPERTY**

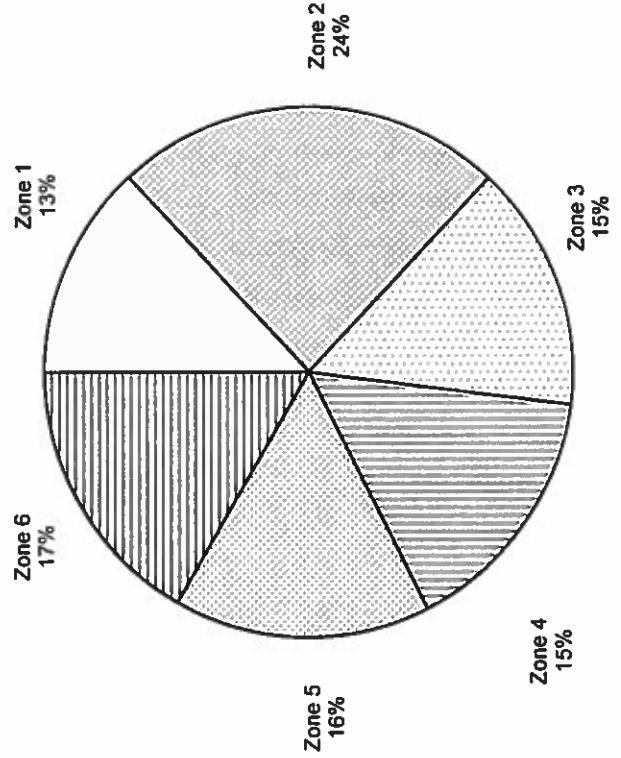
FIRST 2 MONTHS 2017 CRIMES AGAINST PERSON BY ZONE							
CRIME	Zone 1	Zone 2	Zone 3	Zone 4	Zone 5	Zone 6	
CRIMINAL HOMICIDE	6	1	0	4	3	1	
RAPE	12	4	11	7	2	1	
AGG. ASSAULT	104	27	94	81	37	25	
TOTAL CRIMES AGAINST PERSONS	122	32	105	92	42	27	

2017 YEAR TO DATE CRIMES AGAINST PERSONS



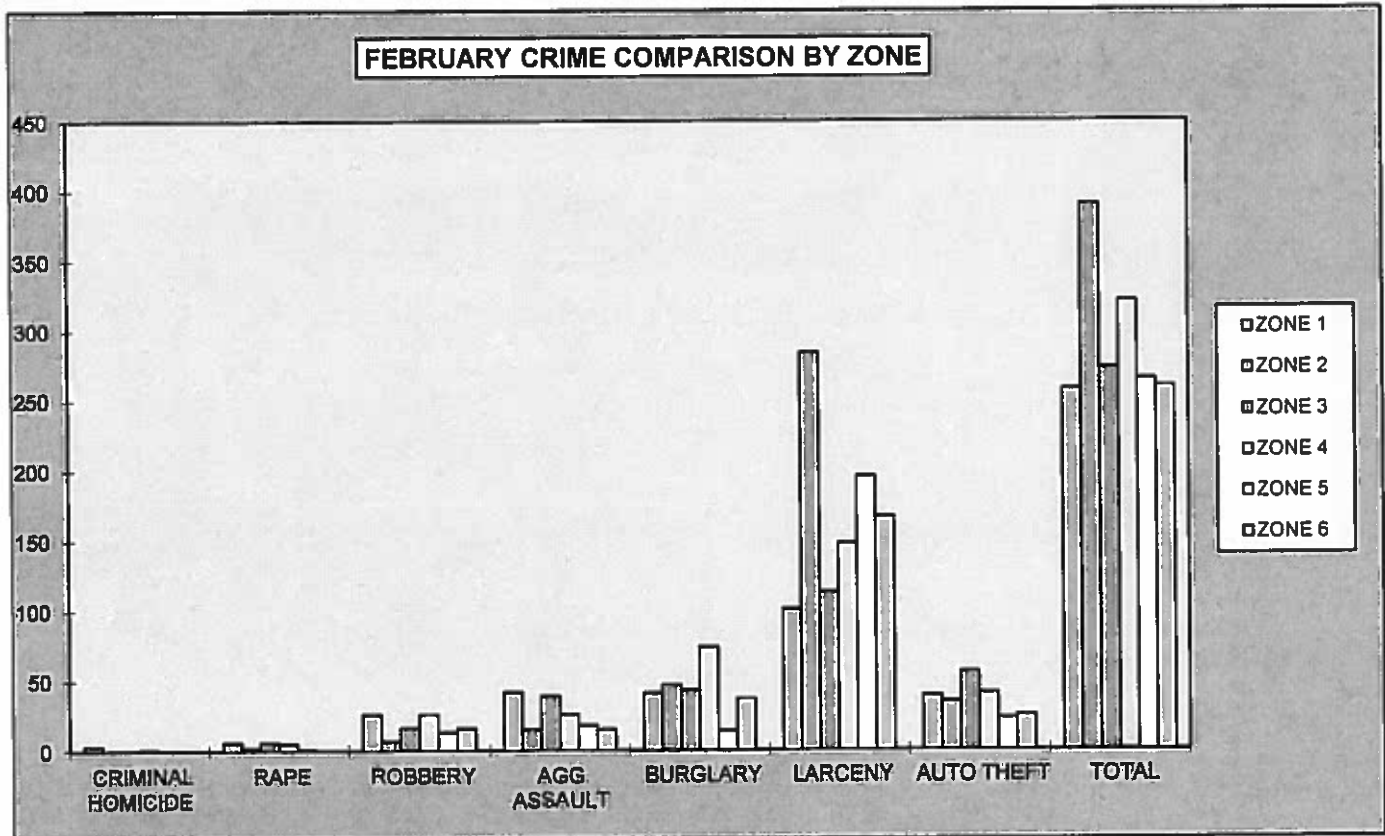
FIRST 2 MONTHS 2017 CRIMES AGAINST PROPERTY BY ZONE							
CRIME	Zone 1	Zone 2	Zone 3	Zone 4	Zone 5	Zone 6	
ROBBERY	55	30	38	51	26	45	
BURGLARY	96	129	109	138	33	98	
LARCENY	244	640	269	270	469	420	
AUTO THEFT	89	82	137	117	50	55	
TOTAL CRIMES AGAINST PROPERTY	484	881	553	576	578	618	

2017 YEAR TO DATE CRIMES AGAINST PROPERTY



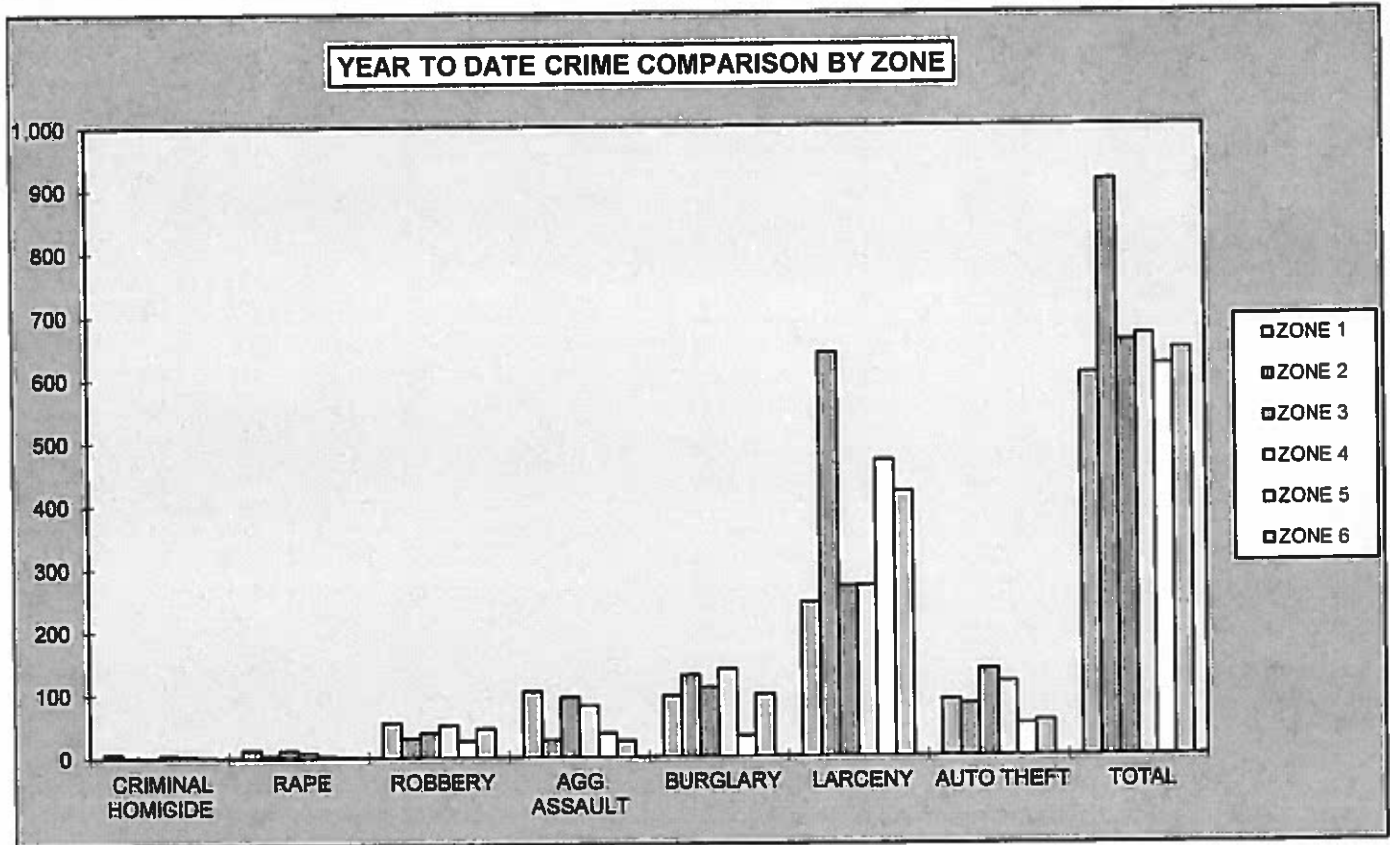
**2017
AREA BREAKDOWN**

FEBRUARY CRIME COMPARISON BY ZONE						
CRIME	ZONE 1	ZONE 2	ZONE 3	ZONE 4	ZONE 5	ZONE 6
CRIMINAL HOMICIDE	3	0	0	1	0	0
RAPE	6	2	6	5	1	0
ROBBERY	26	7	16	26	13	16
AGG. ASSAULT	42	15	39	26	18	15
BURGLARY	41	47	43	74	14	37
RESIDENCE	41	24	35	58	8	29
NON-RESIDENCE	0	23	8	16	6	8
LARCENY	101	284	113	148	196	167
POCKETPICKING	0	2	0	0	1	1
PURSE SNATCHING	4	1	5	2	2	1
SHOPLIFTING	22	68	9	30	18	24
FROM MOTOR VEHICLES	37	152	63	79	128	105
MOTOR VEH. PARTS/ACCESSORIES	9	5	11	5	6	3
BICYCLES	0	4	1	2	1	6
FROM BUILDINGS	8	30	10	11	23	6
FROM COIN OPERATED MACHINES	0	0	0	0	0	1
ALL OTHER	21	22	14	19	17	20
AUTO THEFT	39	35	56	41	23	25
TOTAL	258	390	273	321	265	260



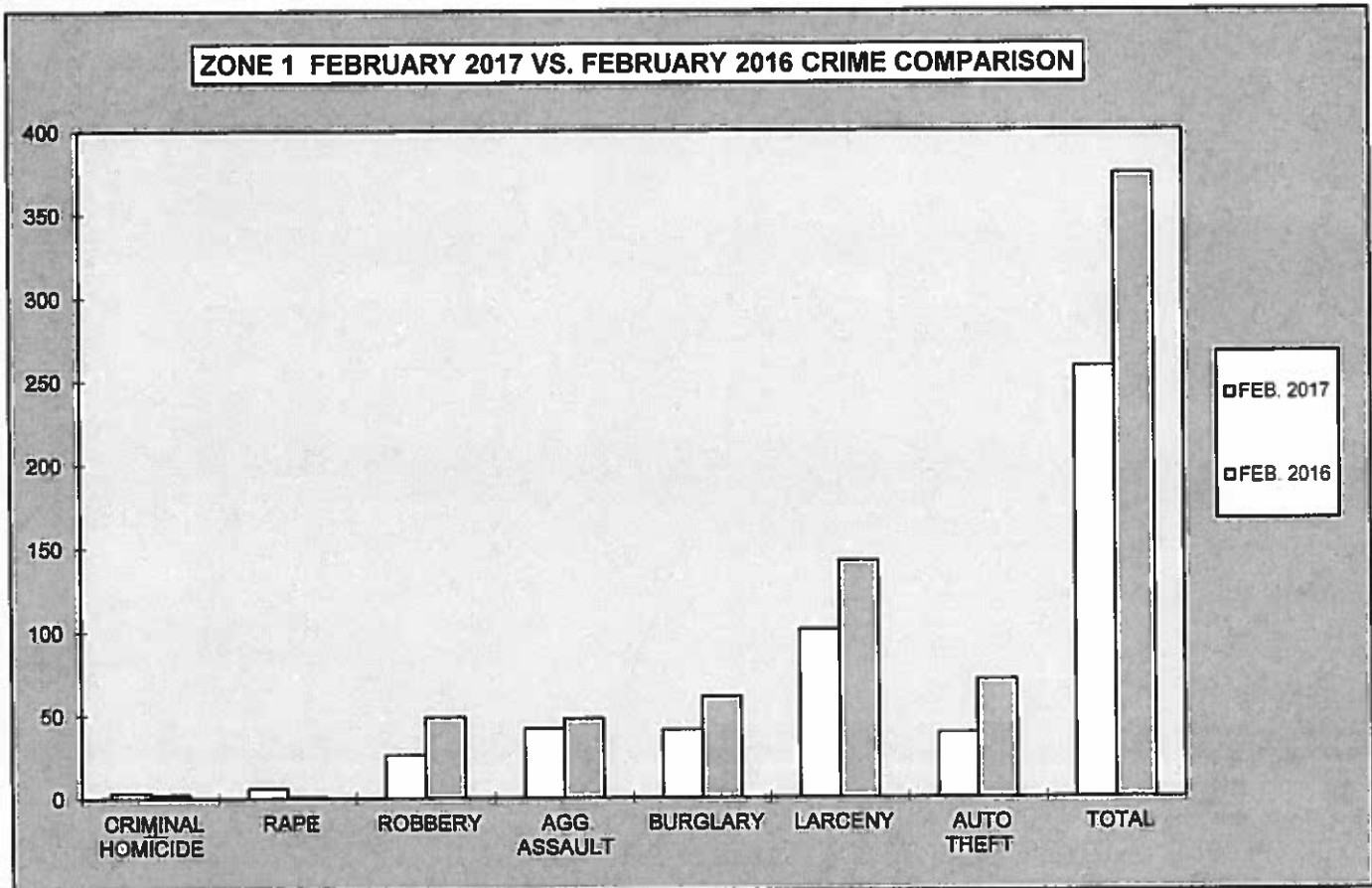
**2017
YEAR TO DATE AREA BREAKDOWN**

FIRST 2 MONTHS CRIME COMPARISON						
CRIME	ZONE 1	ZONE 2	ZONE 3	ZONE 4	ZONE 5	ZONE 6
CRIMINAL HOMICIDE	6	1	0	4	3	1
RAPE	12	4	11	7	2	1
ROBBERY	55	30	38	51	26	45
AGG. ASSAULT	104	27	94	81	37	25
BURGLARY	96	129	109	138	33	98
RESIDENCE	88	71	85	115	18	72
NON-RESIDENCE	8	58	24	23	15	26
LARCENY	244	640	269	270	469	420
POCKETPICKING	1	6	1	0	4	2
PURSE SNATCHING	9	2	7	6	6	1
SHOPLIFTING	36	172	16	49	37	71
FROM MOTOR VEHICLES	97	322	156	137	299	246
MOTOR VEH. PARTS/ACCESSORIES	26	18	25	17	10	10
BICYCLES	0	6	1	5	6	14
FROM BUILDINGS	21	62	13	17	58	21
FROM COIN OPERATED MACHINES	1	0	0	0	0	1
ALL OTHER	53	52	50	39	49	54
AUTO THEFT	89	82	137	117	50	55
TOTAL	606	913	658	668	620	645



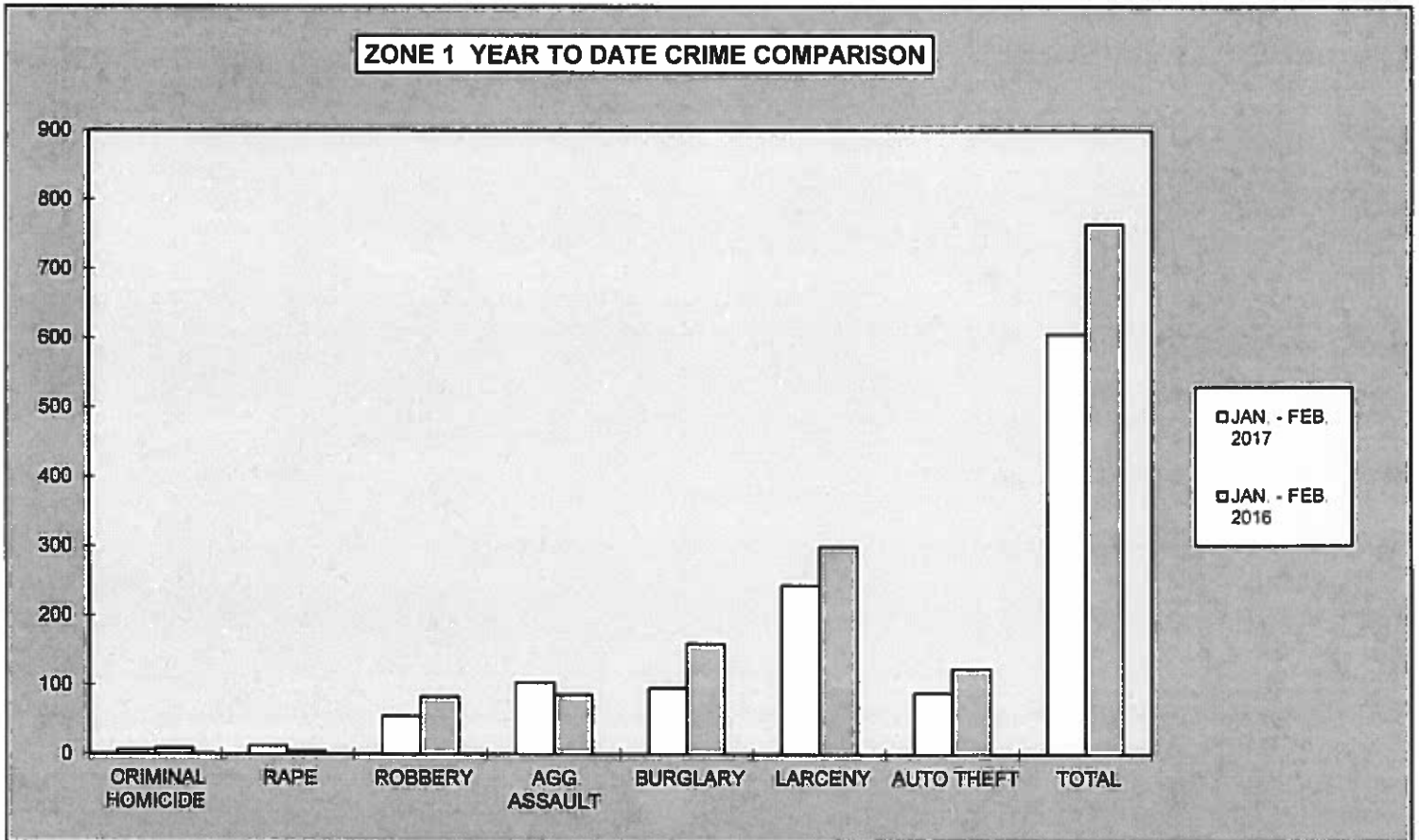
**2017
MONTHLY CRIME COMPARISON**

ZONE 1				
CRIME	FEB. 2017	FEB. 2016	# DIFFERENCE	% DIFFERENCE
CRIMINAL HOMICIDE	3	2	1	50%
RAPE	6	1	5	500%
ROBBERY	26	49	-23	-47%
AGG. ASSAULT	42	48	-6	-13%
BURGLARY	41	61	-20	-33%
RESIDENCE	41	59	-18	-31%
NON-RESIDENCE	0	2	-2	-100%
LARCENY	101	142	-41	-29%
POCKETPICKING	0	0	0	0%
PURSE SNATCHING	4	1	3	300%
SHOPLIFTING	22	31	-9	-29%
FROM MOTOR VEHICLES	37	62	-25	-40%
MOTOR VEH. PARTS/ACCESSORIES	9	15	-6	-40%
BICYCLES	0	0	0	0%
FROM BUILDINGS	8	9	-1	-11%
FROM COIN OPERATED MACHINES	0	0	0	0%
ALL OTHER	21	24	-3	-13%
AUTO THEFT	39	71	-32	-45%
TOTAL	258	374	-116	-31%



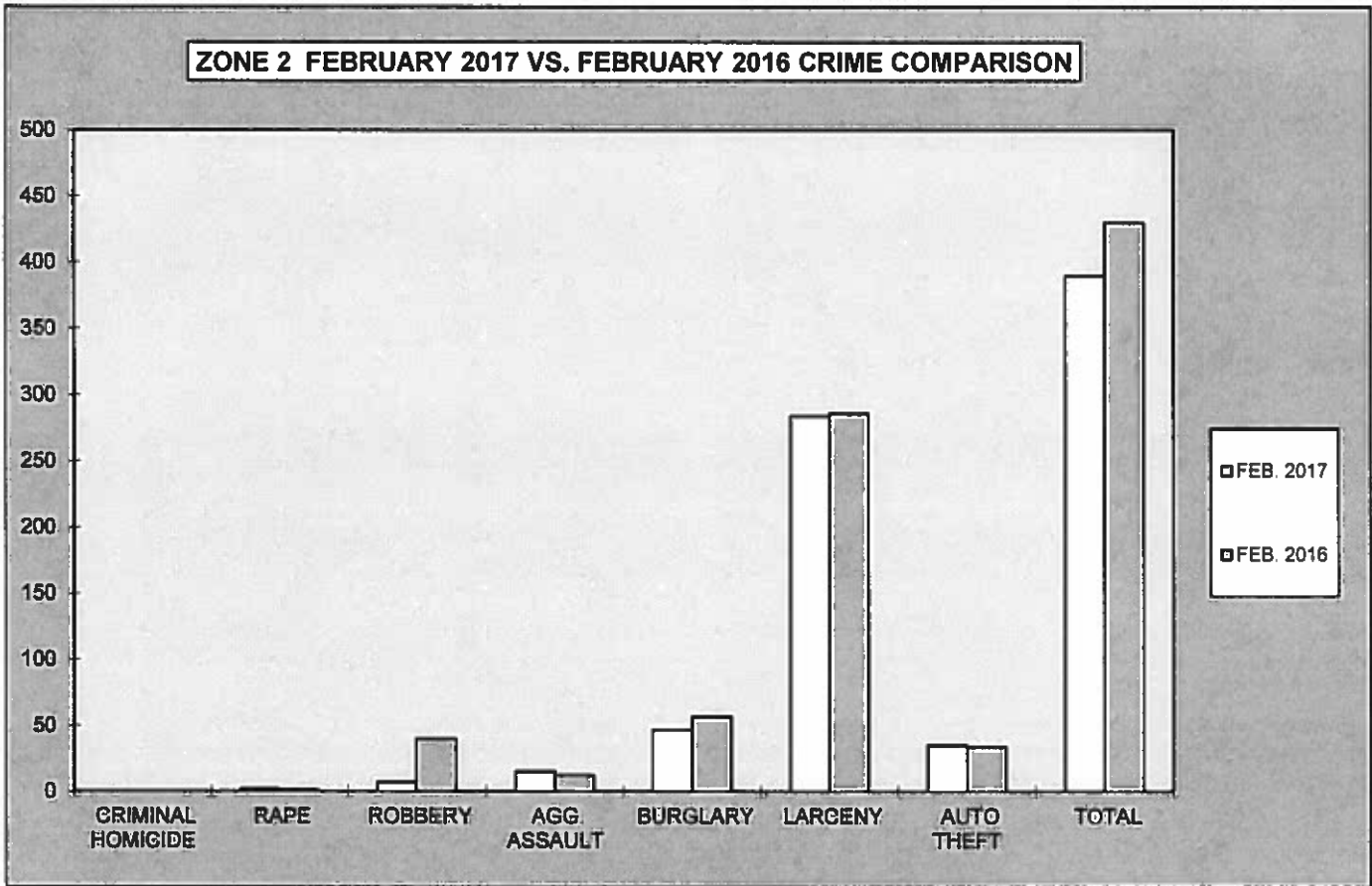
**2017
YEAR TO DATE CRIME COMPARISON**

ZONE 1				
CRIME	JAN. - FEB. 2017	JAN. - FEB. 2016	# DIFFERENCE	% DIFFERENCE
CRIMINAL HOMICIDE	6	8	-2	-25%
RAPE	12	4	8	200%
ROBBERY	55	83	-28	-34%
AGG. ASSAULT	104	86	18	21%
BURGLARY	96	160	-64	-40%
RESIDENCE	88	149	-61	-41%
NON-RESIDENCE	8	11	-3	-27%
LARCENY	244	300	-56	-19%
POCKETPICKING	1	1	0	0%
PURSE SNATCHING	9	4	5	125%
SHOPLIFTING	36	62	-26	-42%
FROM MOTOR VEHICLES	97	127	-30	-24%
MOTOR VEH. PARTS/ACCESSORIES	26	39	-13	-33%
BICYCLES	0	1	-1	-100%
FROM BUILDINGS	21	19	2	11%
FROM COIN OPERATED MACHINES	1	0	1	100%
ALL OTHER	53	47	6	13%
AUTO THEFT	89	124	-35	-28%
TOTAL	606	765	-159	-21%



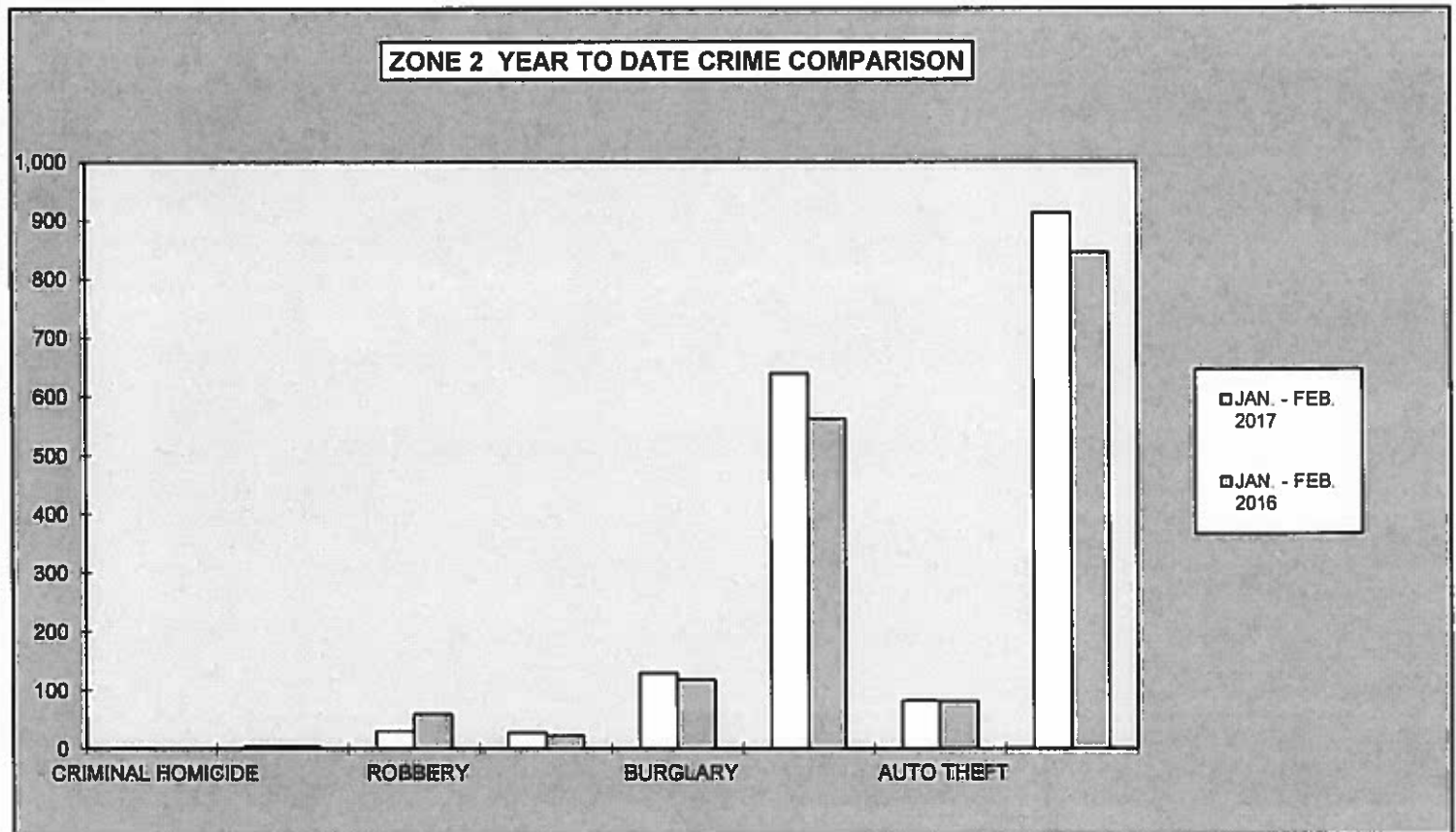
**2017
MONTHLY CRIME COMPARISON**

ZONE 2				
CRIME	FEB. 2017	FEB. 2016	# DIFFERENCE	% DIFFERENCE
CRIMINAL HOMICIDE	0	0	0	0%
RAPE	2	1	1	100%
ROBBERY	7	40	-33	-83%
AGG. ASSAULT	15	12	3	25%
BURGLARY	47	57	-10	-18%
RESIDENCE	24	33	-9	-27%
NON-RESIDENCE	23	24	-1	-4%
LARCENY	284	286	-2	-1%
POCKETPICKING	2	0	2	100%
PURSE SNATCHING	1	0	1	100%
SHOPLIFTING	68	72	-4	-6%
FROM MOTOR VEHICLES	152	147	5	3%
MOTOR VEH. PARTS/ACCESSORIES	5	12	-7	-58%
BICYCLES	4	2	2	100%
FROM BUILDINGS	30	23	7	30%
FROM COIN OPERATED MACHINES	0	0	0	0%
ALL OTHER	22	30	-8	-27%
AUTO THEFT	35	34	1	3%
TOTAL	390	430	-40	-9%



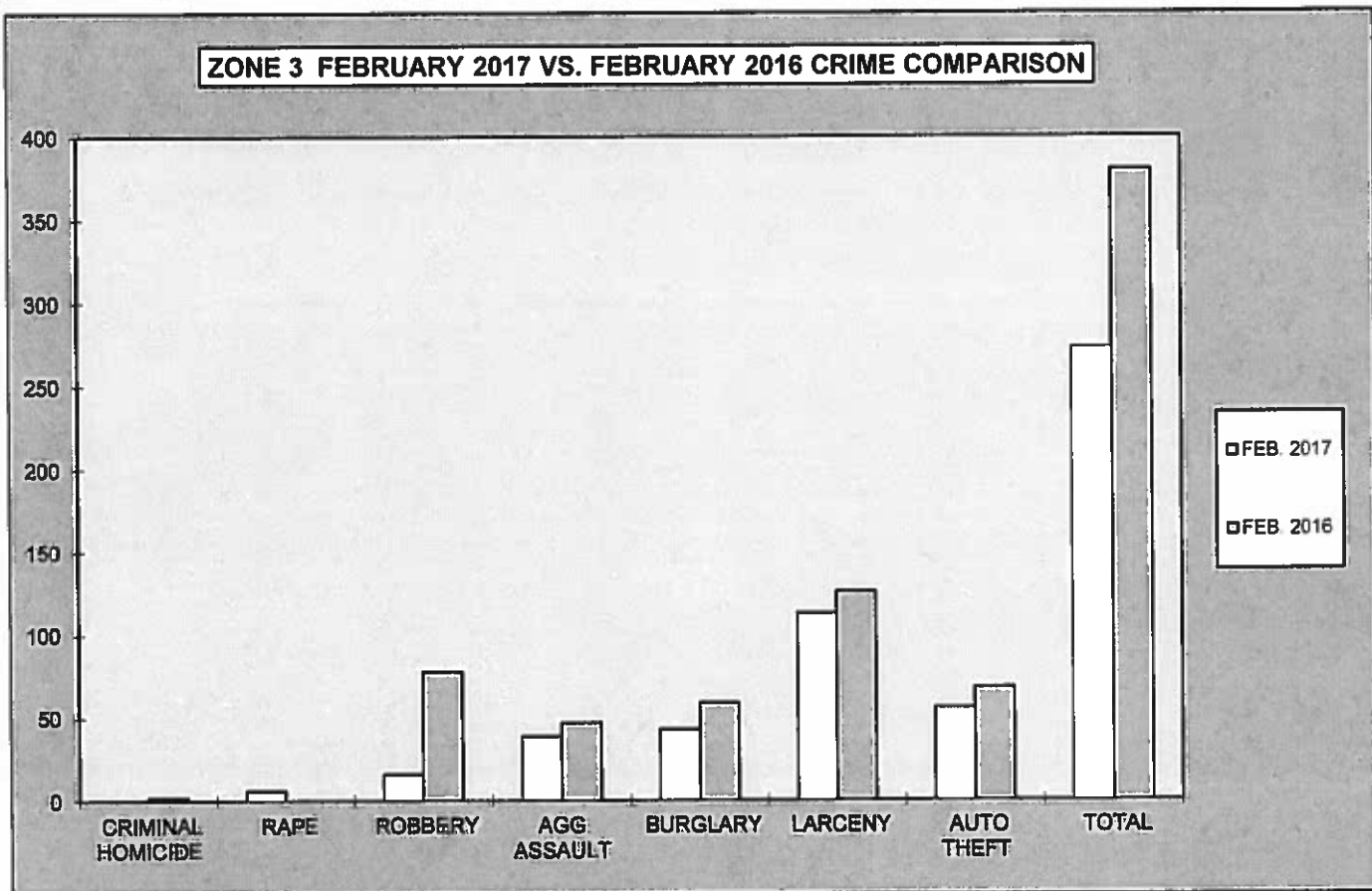
**2017
YEAR TO DATE CRIME COMPARISON**

ZONE 2				
CRIME	JAN. - FEB. 2017	JAN. - FEB. 2016	# DIFFERENCE	% DIFFERENCE
CRIMINAL HOMICIDE	1	0	1	100%
RAPE	4	3	1	33%
ROBBERY	30	59	-29	-49%
AGG. ASSAULT	27	22	5	23%
BURGLARY	129	118	11	9%
RESIDENCE	71	69	2	3%
NON-RESIDENCE	58	49	9	18%
LARCENY	640	563	77	14%
POCKETPICKING	6	2	4	200%
PURSE SNATCHING	2	2	0	0%
SHOPLIFTING	172	174	-2	-1%
FROM MOTOR VEHICLES	322	259	63	24%
MOTOR VEH. PARTS/ACCESSORIES	18	24	-6	-25%
BICYCLES	6	2	4	200%
FROM BUILDINGS	62	46	16	35%
FROM COIN OPERATED MACHINES	0	0	0	0%
ALL OTHER	52	54	-2	-4%
AUTO THEFT	82	81	1	1%
TOTAL	913	846	67	8%



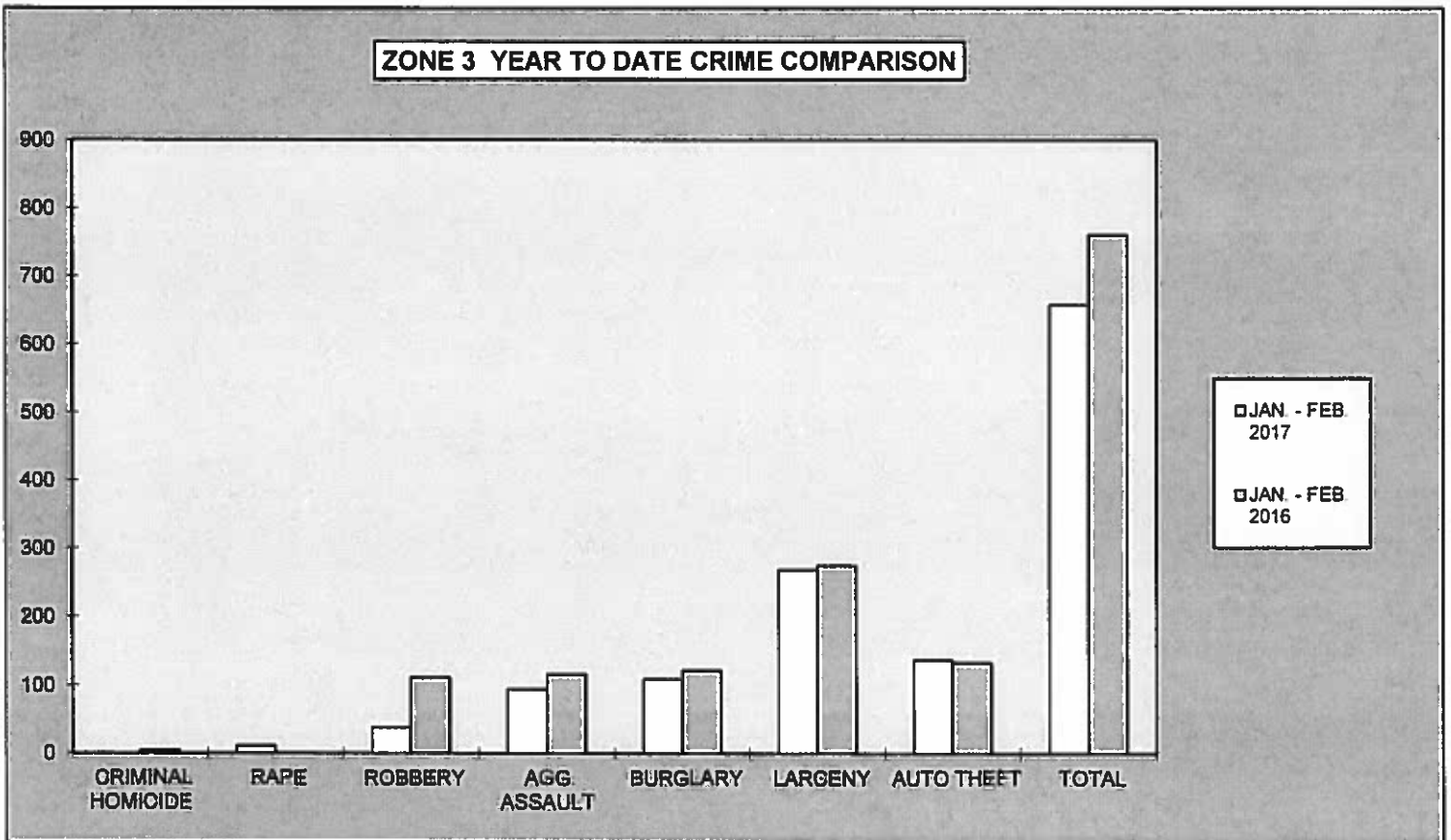
**2017
MONTHLY CRIME COMPARISON**

ZONE 3				
CRIME	FEB. 2017	FEB. 2016	# DIFFERENCE	% DIFFERENCE
CRIMINAL HOMICIDE	0	2	-2	-100%
RAPE	6	0	6	0%
ROBBERY	16	78	-62	-79%
AGG. ASSAULT	39	47	-8	-17%
BURGLARY	43	59	-16	-27%
RESIDENCE	35	49	-14	-29%
NON-RESIDENCE	8	10	-2	-20%
LARCENY	113	126	-13	-10%
POCKETPICKING	0	0	0	0%
PURSE SNATCHING	5	5	0	0%
SHOPLIFTING	9	21	-12	-57%
FROM MOTOR VEHICLES	63	58	5	9%
MOTOR VEH. PARTS/ACCESSORIES	11	17	-6	-35%
BICYCLES	1	2	-1	-50%
FROM BUILDINGS	10	9	1	11%
FROM COIN OPERATED MACHINES	0	1	-1	-100%
ALL OTHER	14	13	1	8%
AUTO THEFT	56	68	-12	-18%
TOTAL	273	380	-107	-28%



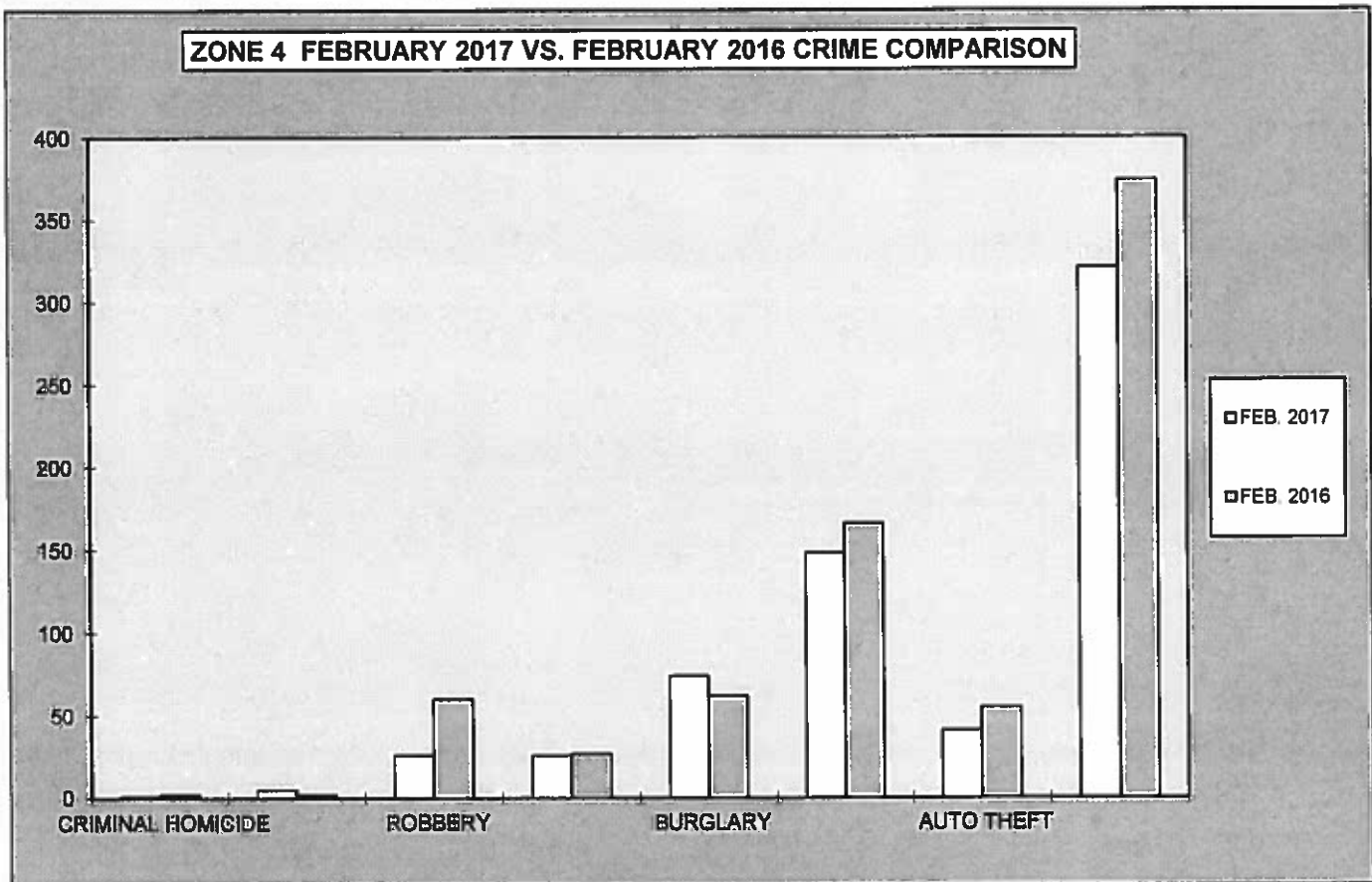
**2017
YEAR TO DATE CRIME COMPARISON**

ZONE 3				
CRIME	JAN.-FEB. 2017	JAN.-FEB. 2016	# DIFFERENCE	% DIFFERENCE
CRIMINAL HOMICIDE	0	4	-4	-100%
RAPE	11	1	10	1000%
ROBBERY	38	111	-73	-66%
AGG. ASSAULT	94	116	-22	-19%
BURGLARY	109	122	-13	-11%
RESIDENCE	85	104	-19	-18%
NON-RESIDENCE	24	18	6	33%
LARCENY	269	275	-6	-2%
POCKETPICKING	1	1	0	0%
PURSE SNATCHING	7	8	-1	-13%
SHOPLIFTING	16	43	-27	-63%
FROM MOTOR VEHICLES	156	132	24	18%
MOTOR VEH. PARTS/ACCESSORIES	25	31	-6	-19%
BICYCLES	1	2	-1	-50%
FROM BUILDINGS	13	20	-7	-35%
FROM COIN OPERATED MACHINES	0	3	-3	-100%
ALL OTHER	50	35	15	43%
AUTO THEFT	137	133	4	3%
TOTAL	658	762	-104	-14%



**2017
MONTHLY CRIME COMPARISON**

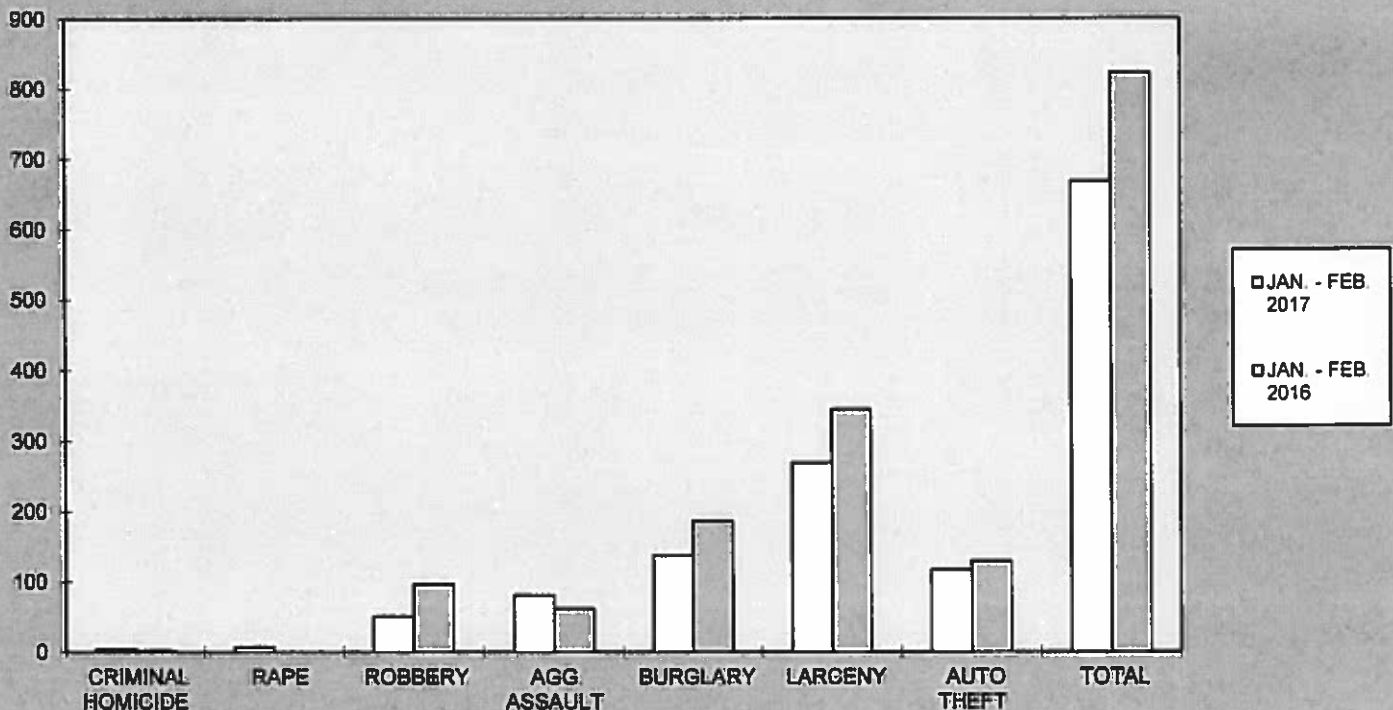
ZONE 4				
CRIME	FEB. 2017	FEB. 2016	# DIFFERENCE	% DIFFERENCE
CRIMINAL HOMICIDE	1	2	-1	-50%
RAPE	5	2	3	150%
ROBBERY	26	60	-34	-57%
AGG. ASSAULT	26	27	-1	-4%
BURGLARY	74	62	12	19%
RESIDENCE	58	52	6	12%
NON-RESIDENCE	16	10	6	60%
LARCENY	148	166	-18	-11%
POCKETPICKING	0	4	-4	-100%
PURSE SNATCHING	2	5	-3	-60%
SHOPLIFTING	30	22	8	36%
FROM MOTOR VEHICLES	79	87	-8	-9%
MOTOR VEH. PARTS/ACCESSORIES	5	8	-3	-38%
BICYCLES	2	2	0	0%
FROM BUILDINGS	11	15	-4	-27%
FROM COIN OPERATED MACHINES	0	0	0	0%
ALL OTHER	19	23	-4	-17%
AUTO THEFT	41	55	-14	-25%
TOTAL	321	374	-53	-14%



**2017
YEAR TO DATE CRIME COMPARISON**

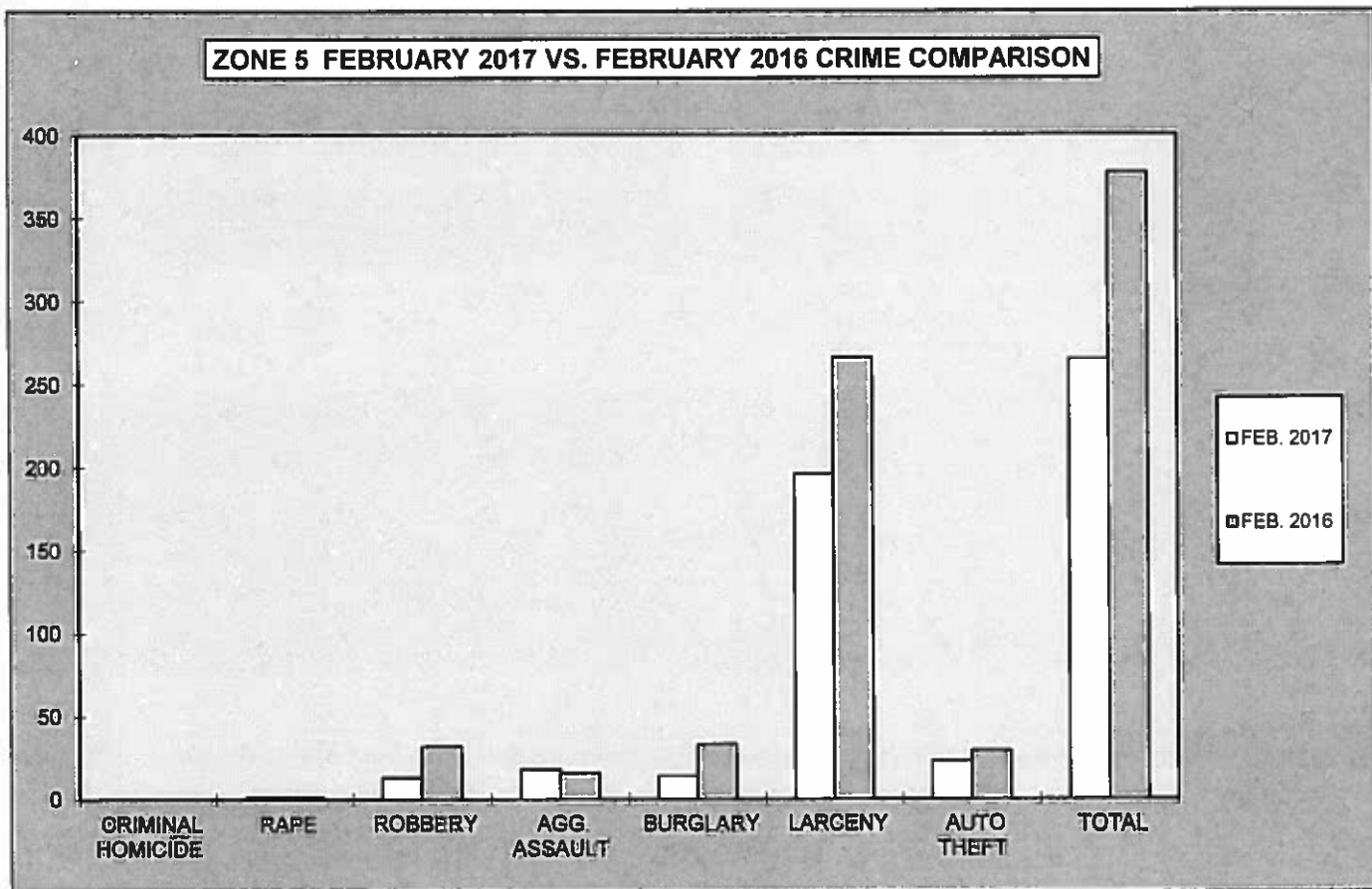
ZONE 4					
CRIME	JAN. - FEB. 2017	JAN. - FEB. 2016	# DIFFERENCE	% DIFFERENCE	
CRIMINAL HOMICIDE	4	2	2	100%	
RAPE	7	0	7	100%	
ROBBERY	51	97	-46	-47%	
AGG. ASSAULT	81	62	19	31%	
BURGLARY	138	187	-49	-26%	
RESIDENCE	115	154	-39	-25%	
NON-RESIDENCE	23	33	-10	-30%	
LARCENY	270	345	-75	-22%	
POCKETPICKING	0	4	-4	-100%	
PURSE SNATCHING	6	11	-5	-45%	
SHOPLIFTING	49	49	0	0%	
FROM MOTOR VEHICLES	137	173	-36	-21%	
MOTOR VEH. PARTS/ACCESSORIES	17	23	-6	-26%	
BICYCLES	5	4	1	25%	
FROM BUILDINGS	17	26	-9	-35%	
FROM COIN OPERATED MACHINES	0	0	0	0%	
ALL OTHER	39	55	-16	-29%	
AUTO THEFT	117	130	-13	-10%	
TOTAL	668	823	-155	-19%	

ZONE 4 YEAR TO DATE CRIME COMPARISON



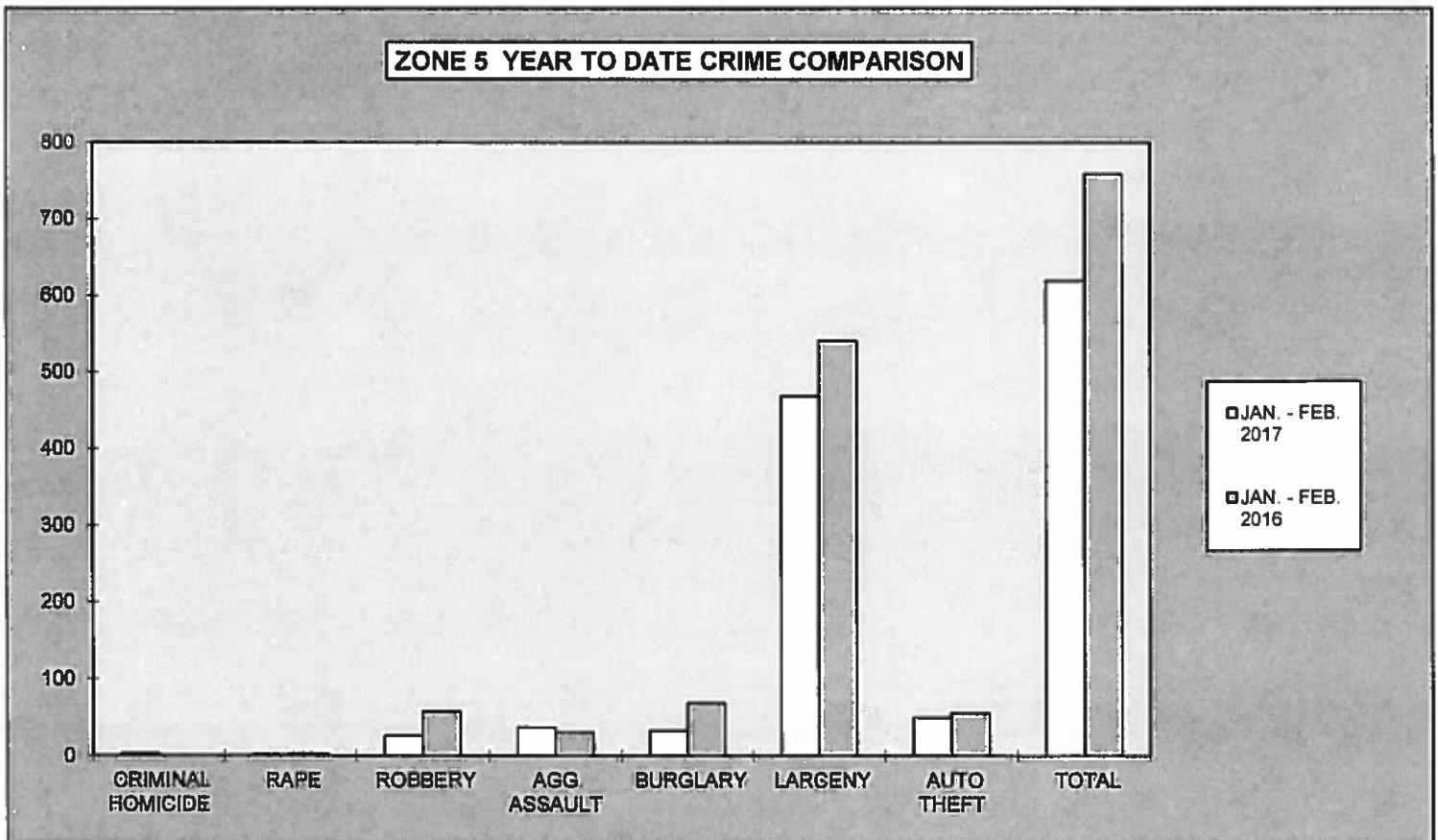
**2017
MONTHLY CRIME COMPARISON**

ZONE 5				
CRIME	FEB. 2017	FEB. 2016	# DIFFERENCE	% DIFFERENCE
CRIMINAL HOMICIDE	0	0	0	0%
RAPE	1	1	0	0%
ROBBERY	13	32	-19	-59%
AGG. ASSAULT	18	16	2	13%
BURGLARY	14	33	-19	-58%
RESIDENCE	8	18	-10	-56%
NON-RESIDENCE	6	15	-9	-60%
LARCENY	196	266	-70	-26%
POCKETPICKING	1	3	-2	-67%
PURSE SNATCHING	2	4	-2	-50%
SHOPLIFTING	18	27	-9	-33%
FROM MOTOR VEHICLES	128	167	-39	-23%
MOTOR VEH. PARTS/ACCESSORIES	6	13	-7	-54%
BICYCLES	1	5	-4	-80%
FROM BUILDINGS	23	32	-9	-28%
FROM COIN OPERATED MACHINES	0	0	0	0%
ALL OTHER	17	15	2	13%
AUTO THEFT	23	29	-6	-21%
TOTAL	265	377	-112	-30%



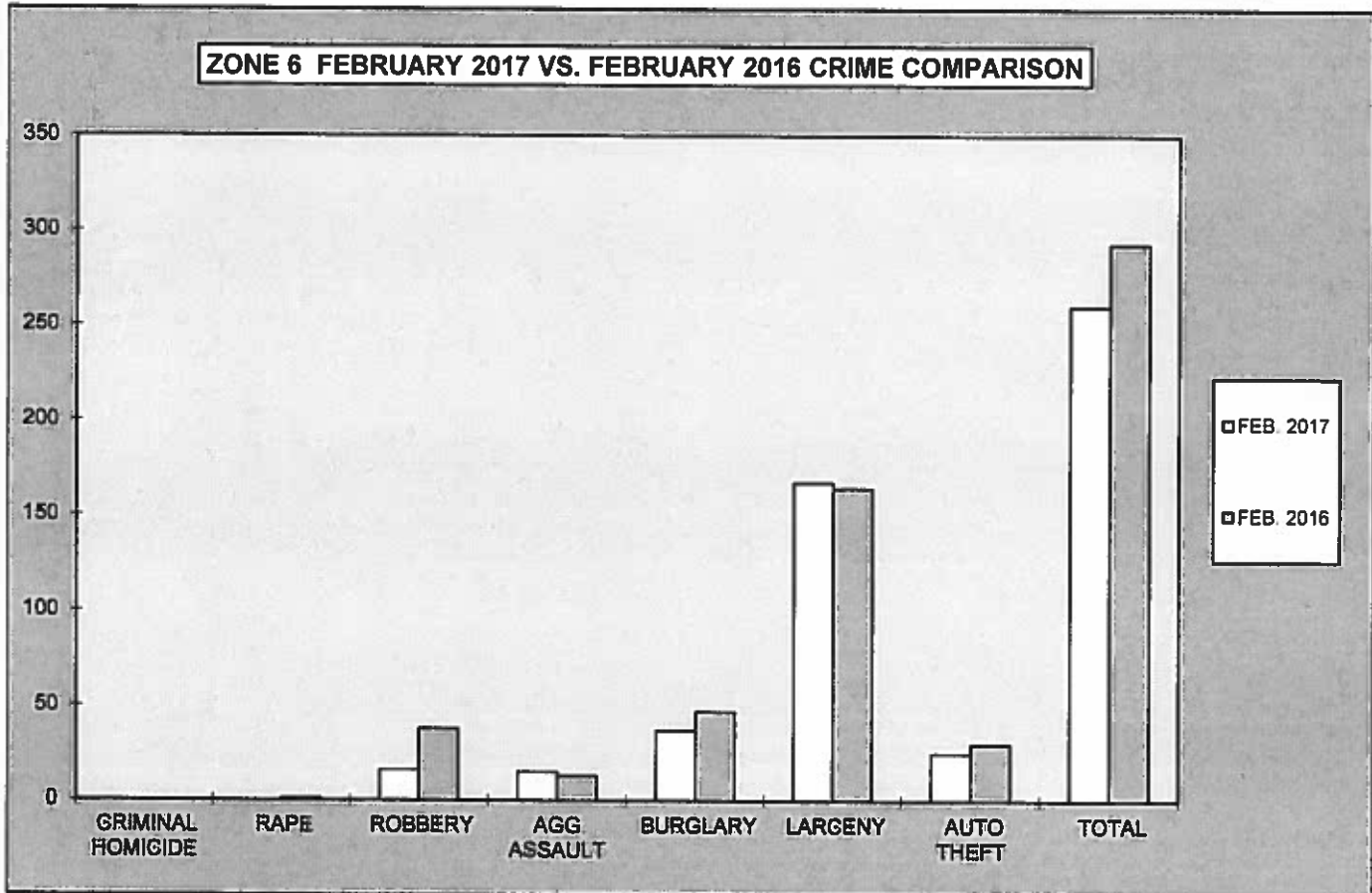
**2017
YEAR TO DATE CRIME COMPARISON**

ZONE 5				
CRIME	JAN. - FEB. 2017	JAN. - FEB. 2016	# DIFFERENCE	% DIFFERENCE
CRIMINAL HOMICIDE	3	0	3	100%
RAPE	2	3	-1	-33%
ROBBERY	26	58	-32	-55%
AGG. ASSAULT	37	31	6	19%
BURGLARY	33	69	-36	-52%
RESIDENCE	18	36	-18	-50%
NON-RESIDENCE	15	33	-18	-55%
LARCENY	469	542	-73	-13%
POCKETPICKING	4	6	-2	-33%
PURSE SNATCHING	6	9	-3	-33%
SHOPLIFTING	37	46	-9	-20%
FROM MOTOR VEHICLES	299	327	-28	-9%
MOTOR VEH. PARTS/ACCESSORIES	10	23	-13	-57%
BICYCLES	6	18	-12	-67%
FROM BUILDINGS	58	69	-11	-16%
FROM COIN OPERATED MACHINES	0	1	-1	-100%
ALL OTHER	49	43	6	14%
AUTO THEFT	50	56	-6	-11%
TOTAL	620	759	-139	-18%



**2017
MONTHLY CRIME COMPARISON**

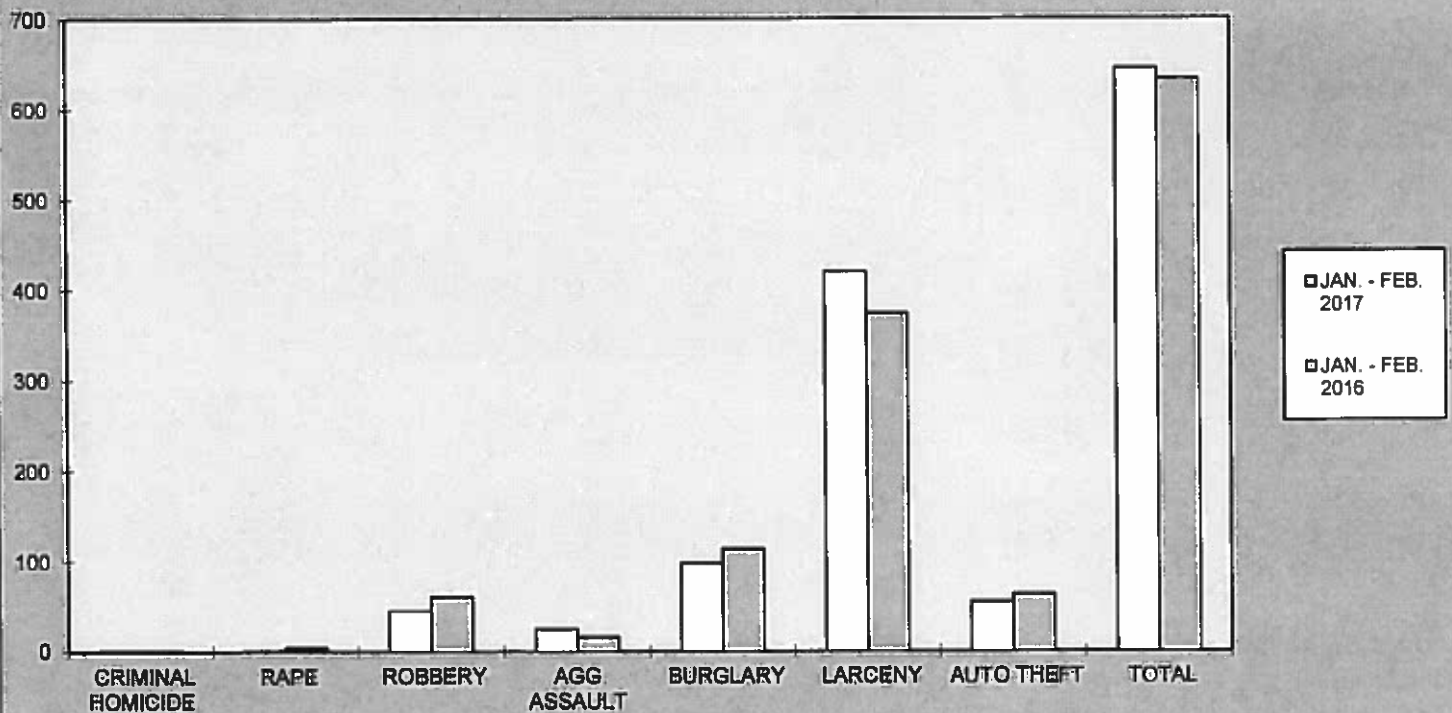
ZONE 6				
CRIME	FEB. 2017	FEB. 2016	# DIFFERENCE	% DIFFERENCE
CRIMINAL HOMICIDE	0	0	0	0%
RAPE	0	1	-1	-100%
ROBBERY	16	38	-22	-58%
AGG. ASSAULT	15	13	2	15%
BURGLARY	37	47	-10	-21%
RESIDENCE	29	35	-6	-17%
NON-RESIDENCE	8	12	-4	-33%
LARCENY	167	164	3	2%
POCKETPICKING	1	0	1	100%
PURSE SNATCHING	1	0	1	100%
SHOPLIFTING	24	27	-3	-11%
FROM MOTOR VEHICLES	105	107	-2	-2%
MOTOR VEH. PARTS/ACCESSORIES	3	11	-8	-73%
BICYCLES	6	1	5	500%
FROM BUILDINGS	6	5	1	20%
FROM COIN OPERATED MACHINES	1	0	1	100%
ALL OTHER	20	13	7	54%
AUTO THEFT	25	30	-5	-17%
TOTAL	260	293	-33	-11%



**2017
YEAR TO DATE CRIME COMPARISON**

ZONE 6				
CRIME	JAN. - FEB. 2017	JAN. - FEB. 2016	# DIFFERENCE	% DIFFERENCE
CRIMINAL HOMICIDE	1	1	0	0%
RAPE	1	4	-3	-75%
ROBBERY	45	61	-16	-26%
AGG. ASSAULT	25	16	9	56%
BURGLARY	98	114	-16	-14%
RESIDENCE	72	85	-13	-15%
NON-RESIDENCE	26	29	-3	-10%
LARCENY	420	374	46	12%
POCKETPICKING	2	1	1	100%
PURSE SNATCHING	1	3	-2	-67%
SHOPLIFTING	71	69	2	3%
FROM MOTOR VEHICLES	246	228	18	8%
MOTOR VEH. PARTS/ACCESSORIES	10	19	-9	-47%
BICYCLES	14	7	7	100%
FROM BUILDINGS	21	21	0	0%
FROM COIN OPERATED MACHINES	1	0	1	100%
ALL OTHER	54	26	28	108%
AUTO THEFT	55	63	-8	-13%
TOTAL	645	633	12	2%

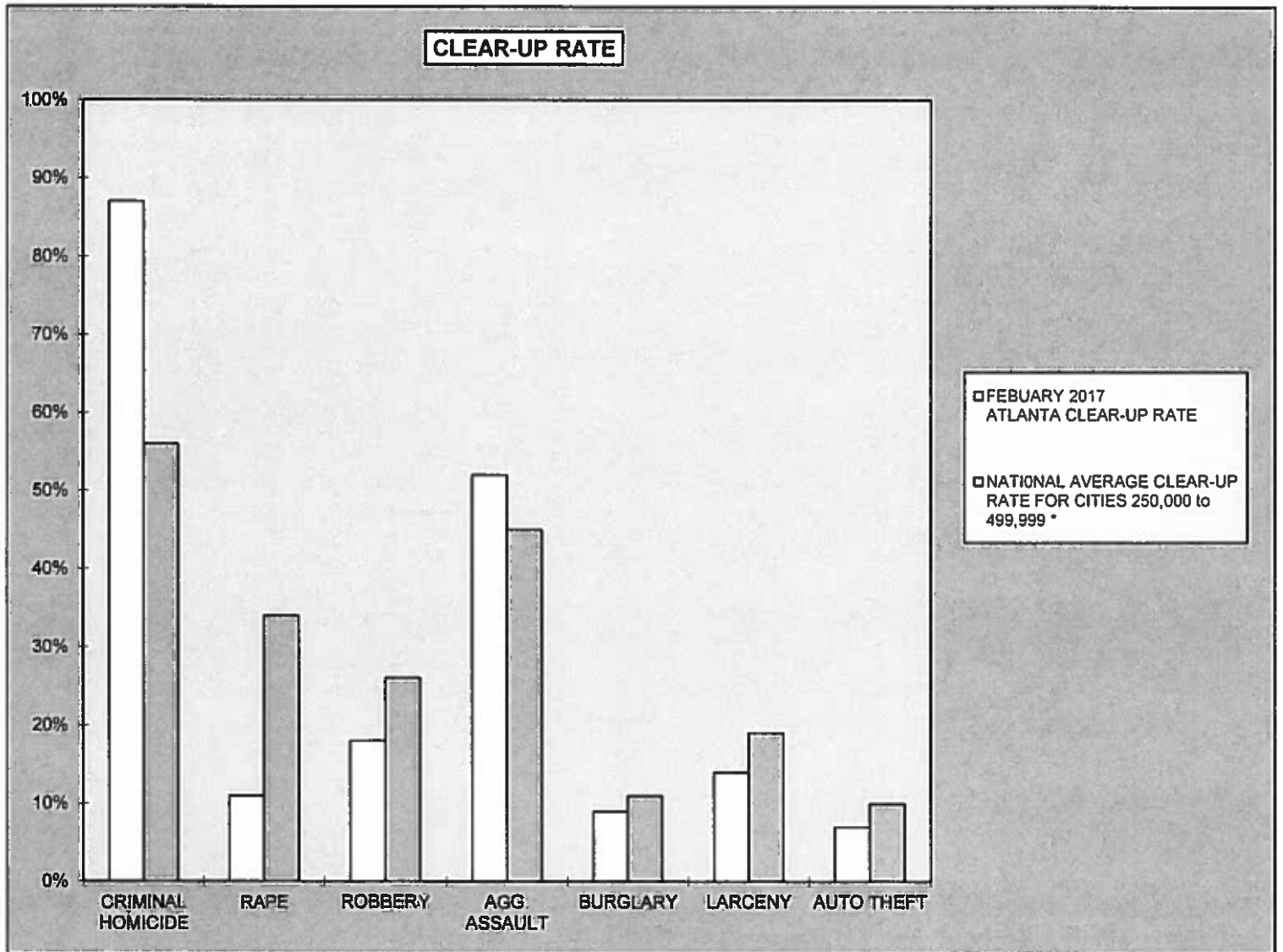
ZONE 6 YEAR TO DATE CRIME COMPARISON



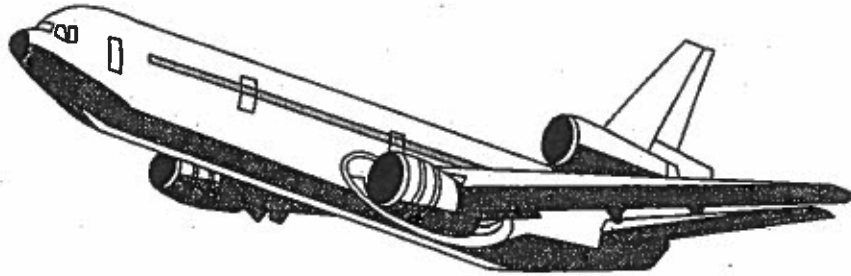
**2017
CRIME COMPARISON
CLEAR-UP RATE**

CRIME	FEBUARY 2017 ATLANTA CLEAR-UP RATE	NATIONAL AVERAGE CLEAR-UP RATE FOR CITIES 250,000 to 499,999 *
CRIMINAL HOMICIDE	87%	56%
RAPE	11%	34%
ROBBERY	18%	26%
AGG. ASSAULT	52%	45%
BURGLARY	9%	11%
LARCENY	14%	19%
AUTO THEFT	7%	10%

* National Average for Cities 250,000 to 499,999 Based on Latest Annual (2015) FBI Uniform Crime Report



APD



The Atlanta Airport
UNIFORM CRIME REPORTING



FEBRUARY 2017

SUPPORT SERVICES DIVISION
INFORMATION SERVICES SECTION

RETURN A - MONTHLY RETURN OF OFFENSES KNOWN TO THE POLICE

1-720b (Rev. 8-30-94)
OMB No. 1110-0001

This report is authorized by law Title 28, Section 534, U. S. Code. While you are not required to respond, your cooperation in forwarding this report by the 7th day after the close of the month to Uniform Crime Reports, Federal Bureau of Investigation, Washington, D.C. 20535, will assist in compiling comprehensive, accurate national crime figures on a timely basis.

1 CLASSIFICATION OF OFFENSES	Date En-ty	2 OFFENSES REPORTED OR KNOWN TO POLICE (INCLUDE "UNFOUNDED" AND ATTEMPTS)	3 UNFOUNDED, I.E., FALSE OR BASELESS COMPLAINTS	4 NUMBER OF ACTUAL OFFENSES (COLUMN 2 MINUS COLUMN 3) INCLUDE ATTEMPTS	5 TOTAL OFFENSES CLEARED BY ARREST OR EXCEPTIONAL MEANS (INCLUDES COL. 6)	6 NUMBER OF CLEARANCES INVOLVING ONLY PERSONS UNDER 18 YEARS OF AGE
1. CRIMINAL HOMICIDE						
a. MURDER AND NONNEGLIGENT HOMICIDE	11	0	0	0	0	0
b. MANSLAUGHTER BY NEGLIGENCE	12					
2. FORCIBLE RAPE TOTAL	20	0	0	0	0	0
a. Rape by Force	21	0	0	0	0	0
b. Attempts to commit Forcible Rape	22	0	0	0	0	0
3. ROBBERY TOTAL	30	0	0	0	0	0
a. Firearm	31	0	0	0	0	0
b. Knife or Cutting Instrument	32	0	0	0	0	0
c. Other Dangerous Weapon	33	0	0	0	0	0
d. Strong-Arm (Hands, Fists, Feet, etc.)	34	0	0	0	0	0
4. ASSAULT TOTAL	40	4	0	4	2	0
a. Firearm	41	0	0	0	0	0
b. Knife or cutting Instrument	42	0	0	0	0	0
c. Other Dangerous Weapon	43	0	0	0	0	0
d. Strong-Arm	44	0	0	0	0	0
e. Other Assaults - Simple, Not Aggravated	45	4	0	4	2	0
5. BURGLARY TOTAL	50	0	0	0	0	0
a. Forcible Entry	51	0	0	0	0	0
b. Unlawful Entry - No Force	52	0	0	0	0	0
c. Attempted Forcible Entry	53	0	0	0	0	0
6. LARCENY THEFT TOTAL (except Motor Vehicle Theft)	60	24	2	22	4	0
7. MOTOR VEHICLE THEFT TOTAL	70	1	0	1	0	0
a. Autos	71	1	0	1	0	0
b. Trucks and Buses	72	0	0	0	0	0
c. Other Vehicles	73	0	0	0	0	0
GRAND TOTAL	77	29	2	27	6	0

CHECKING ANY OF THE APPROPRIATE BLOCKS BELOW WILL ELIMINATE YOUR NEED TO SUBMIT REPORTS WHEN THE VALUES ARE ZERO. THIS WILL ALSO AID THE NATIONAL PROGRAM IN ITS QUALITY CONTROL EFFORTS.

NO SUPPLEMENTARY HOMICIDE REPORT SUBMITTED SINCE NO MURDERS, JUSTIFIABLE HOMICIDES, OR MANSLAUGHTER BY NEGLIGENCE OCCURRED IN THIS JURISDICTION DURING THE MONTH.

NO SUPPLEMENT TO RETURN A REPORT SINCE NO CRIME OFFENSES OR RECOVERY OF PROPERTY REPORTED DURING THE MONTH.

NO LAW ENFORCEMENT OFFICERS KILLED OR ASSAULTED REPORT SINCE NONE OF THE OFFICERS WERE ASSAULTED OR KILLED DURING THE MONTH.

NO AGE, SEX, AND RACE OF PERSONS ARRESTED UNDER 18 YEARS OF AGE REPORT SINCE NO ARRESTS OF PERSONS WITHIN THIS AGE GROUP.

NO AGE, SEX, AND RACE OF PERSONS ARRESTED 18 YEARS OF AGE AND OVER REPORT SINCE NO ARRESTS OF PERSONS WITHIN THIS AGE GROUP.

NO MONTHLY RETURN OF ARSON OFFENSES KNOWN TO LAW ENFORCEMENT REPORT SINCE NO ARSONS OCCURRED.

DO NOT USE THIS SPACE

INITIALS

RECORDED

EDITED

ENTERED

ADJUSTED

UNFILED

* TOTALS INCLUDE PREVIOUS OFFENSES

FEBRUARY 2017

Month and Year of Report

GA 060240X

Agency Identifier

MARCH 9, 2017

Date

ATLANTA AIRPORT POLICE - GEORGIA

Agency and State

L. Shields **LIEUTENANT**

Prepared By

Title

Chief E. Shields **CHIEF**

Chief, Commissioner, Sheriff, or Superintendent

PROPERTY STOLEN BY CLASSIFICATION

CLASSIFICATION	BATA ENTRY	Number of Actual (Column 4)	Offenses (Return A)	Monetary Value of Property Stolen
1. MURDER AND NONNEGLIGENT MANSLAUGHTER	12		0	\$ 0.00
2. FORCIBLE RAPE	20		0	\$ 0.00
3. ROBBERY				
(a) HIGHWAY (streets, alleys, etc.)	31		0	0.00
(b) COMMERCIAL HOUSE (except c, d, and f)	32		0	0.00
(c) GAS OR SERVICE STATION	33		0	0.00
(d) CONVENIENCE STORE	34		0	0.00
(e) RESIDENCE (anywhere on premises)	35		0	0.00
(f) BANK	36		0	0.00
(g) MISCELLANEOUS	37		0	0.00
TOTAL ROBBERY	30		0	\$ 0.00
5. BURGLARY - BREAKING OR ENTERING				
(a) RESIDENCE (dwelling)				
(1) NIGHT (6 p.m. - 6 a.m.)	51		0	0.00
(2) DAY (6 a.m. - 6 p.m.)	52		0	0.00
(3) UNKNOWN	53		0	0.00
(b) NON-RESIDENCE (store, office, etc.)				
(1) NIGHT (6 p.m. - 6 a.m.)	54		0	0.00
(2) DAY (6 a.m. - 6 p.m.)	55		0	0.00
(3) UNKNOWN	56		0	0.00
TOTAL BURGLARY	50		0	\$ 0.00
6. LARCENY - THEFT (Except Motor Vehicle Theft)				
(a) \$200 AND OVER	61		13	13,422.00
(b) \$50 TO \$200	62		1	175.00
(c) UNDER \$50	63		8	60.00
TOTAL LARCENY (Same as Item 6X)	60		22	\$ 13,657.00
7. MOTOR VEHICLE THEFT (Include Alleged Joy Ride)	70		1	\$ 0.00
GRAND TOTAL - ALL ITEMS	77			\$ 13,657.00
ADDITIONAL ANALYSIS OF LARCENY AND MOTOR VEHICLE THEFT				
6X. NATURE OF LARCENIES UNDER ITEM 6				
(a) POCKET-PICKING	81		1	31.00
(b) PURSE-SNATCHING	82		0	0.00
(c) SHOPLIFTING	83		4	1,670.00
(d) FROM MOTOR VEHICLES (except e)	84		3	1,751.00
(e) MOTOR VEHICLE PARTS AND ACCESSORIES	85		2	10.00
(f) BICYCLES	86		0	0.00
(g) FROM BUILDING (except c and h)	87		2	305.00
(h) FROM ANY COIN-OPERATED MACHINES (parking meters, etc.)	88		0	0.00
(i) ALL OTHER	89		10	9,890.00
TOTAL LARCENIES (Same as Item 6)	80		22	\$ 13,657.00
7X. MOTOR VEHICLES RECOVERED				
(a) STOLEN LOCALLY AND RECOVERED LOCALLY	91		2	
(b) STOLEN LOCALLY AND RECOVERED BY OTHER JURISDICTIONS	92		1	
(c) TOTAL LOCALLY STOLEN MOTOR VEHICLES RECOVERED (a & b)	93		3	
(d) STOLEN IN OTHER JURISDICTIONS AND RECOVERED LOCALLY	90		4	

SUPPLEMENT TO RETURN A
MONTHLY RETURN OF OFFENSES KNOWN TO THE POLICE

1-706 (Rev.8-30-94)
Form Approved
OMB No. 1110-0007

This report is authorized by law, Title 28, Section 534, U. S. Code. While you are not required to respond, your cooperation in submitting this report with the Return A will assist the FBI in compiling comprehensive, accurate figures on a timely basis.

This form deals with the nature of crime and the monetary value of property stolen and recovered. The total offenses recorded on the form should be the same as the number of actual offenses listed in Column 4 of the Return A for each crime class. Include attempted crimes on this form, but do not include unfounded offenses. If you cannot complete the report in all areas, please record as much information as is available. Tally sheets will be sent upon request.

PROPERTY BY TYPE AND VALUE

Type of Property (1)	Data Entry	Monetary Value of Property Stolen in Your Jurisdiction	
		Stolen (2)	Recovered (3)
(A) Currency, Notes, Etc.	01	\$ 4,470.00	\$ 0.00
(B) Jewelry and Precious Metals	02	780.00	0.00
(C) Clothing and Furs	03	2,438.00	0.00
(D) Locally Stolen Motor Vehicles	04	0.00	110,000.00
(E) Office Equipment	05	0.00	0.00
(F) Televisions, Radios, Stereos, Etc.	06	4,919.00	0.00
(G) Firearms	07	700.00	0.00
(H) Household Goods	08	0.00	0.00
(I) Consumable Goods	09	0.00	0.00
(J) Livestock	10	0.00	0.00
(K) Miscellaneous	11	350.00	0.00
TOTAL	00	\$ 13,657.00	\$ 110,000.00

The total of this column should agree with the Grand Total (DATA ENTRY 77) shown on page 2.

Include in this column all property recovered even though stolen in prior months. The above is an accounting for only that property stolen in your jurisdiction. This will include property recovered for you by other jurisdictions, but not property you recover for them.

DATE MARCH 9, 2017

PREPARED BY *Le. [Signature]* TITLE LIEUTENANT

PREPARED BY *Chief E. Shields* TITLE CHIEF

CHIEF, COMMISSIONER, SHERIFF OR SUPERINTENDENT

FEBRUARY 2017 Month and Year of Report GA 060240X Agency Identifier

ATLANTA AIRPORT POLICE - GEORGIA
Agency and State

ATLANTA AIRPORT POLICE
AGE, SEX, AND RACE OF PERSONS ARRESTED
17 YEARS OF AGE AND OVER

CLASSIFICATION OF OFFENSES	SEX	AGE OF PERSON ARRESTED											TOTAL	RACE					ETHNIC								
		17	18	19	20	21	22	23	24	30	35	40		45	50	55	60	65		UP	White	Black	Native Amer.	Asian/Pacific	Wht. Hispanic	Blk Hispanic	
01a Murder/Nonnegligent Manslaughter	M																										
	F																										
01b Manslaughter by Negligence	M																										
	F																										
02 Forcible Rape	M																										
	F																										
03 Robbery	M																										
	F																										
04 Aggravated Assault	M																										
	F																										
05 Burglary- Breaking or Entering	M																										
	F																										
06 Larceny - Theft (except Motor Vehicle Theft)	M																										
	F																										
07 Motor Vehicle Theft	M																										
	F																										
08 Other Assaults	M																										
	F																										
09 Arson	M																										
	F																										
10 Forgery and Counterfeiting	M																										
	F																										
11 Fraud	M																										
	F																										
12 Embezzlement	M																										
	F																										
13 Stolen Property: Buying, Receiving, Possessing	M																										
	F																										
14 Vandalism	M																										
	F																										
15 Weapons	M																										
	F																										

ATLANTA AIRPORT POLICE
AGE, SEX, AND RACE OF PERSONS ARRESTED
17 YEARS OF AGE AND OVER

MONTH FEBRUARY

YEAR 2017

CLASSIFICATION OF OFFENSES	SEX	AGE OF PERSON ARRESTED											RACE				ETHNIC						
		17	18	19	20	21	22	23	24	30	35	40	45	50	55	60	65	White	Black	Native Amer.	Asian/Pacific	Whl. Hispanic	Blk Hispanic
		17	18	19	20	21	22	23	24	30	35	40	45	50	55	60	65	TOTAL	White	Black	Native Amer.	Asian/Pacific	Whl. Hispanic
16 Prostitution and Commercialized Vice	M																						
	F																						
17 Sex Offenses (except Rape and Prostitution)	M																						
	F																						
18 Drug Abuse Violations Grand Total	M	0	0	1	0	0	0	0	2	0	0	1	0	0	0	0	2	3	0	0	0	0	0
	F	0	0	0	0	0	0	0	0	0	0	1	0	0	0	0	1	0	0	0	0	0	0
180 (1) Sale/Manufacturing Subtotal	M	0	0	0	0	0	0	1	0	0	0	0	0	0	0	0	1	0	1	0	0	0	0
	F	0	0	0	0	0	0	0	0	0	0	0	0	0	0	0	0	0	0	0	0	0	0
a Opium or Cocaine and their derivatives	M																						
	F																						
b Marijuana	M																						
	F																						
c Synthetic Narcotics	M																						
	F																						
d Other Dangerous Non-Narcotic Drugs	M																						
	F																						
185 (2) Possession Subtotal	M	0	0	1	0	0	0	0	1	0	0	1	0	0	0	0	3	2	0	0	0	0	0
	F	0	0	0	0	0	0	0	0	0	0	1	0	0	0	0	1	0	0	0	0	0	0
e Opium or Cocaine and their derivatives	M																						
	F																						
f Marijuana	M																						
	F																						
g Synthetic Narcotics	M																						
	F																						
h Other Dangerous Non-Narcotic Drugs	M																						
	F																						
19 Gambling Total	M	0	0	0	0	0	0	0	0	0	0	0	0	0	0	0	0	0	0	0	0	0	0
	F	0	0	0	0	0	0	0	0	0	0	0	0	0	0	0	0	0	0	0	0	0	0
a Bookmaking	M																						
	F																						
b Numbers and Lottery	M																						
	F																						

ATLANTA AIRPORT POLICE
 AGE, SEX, AND RACE OF PERSONS ARRESTED
 16 YEARS OF AGE AND UNDER

MONTH FEBRUARY

YEAR 2017

CLASSIFICATION OF OFFENSES	SEX	AGE						TOTAL	RACE					ETHNIC				
		0 9		10 12		13 14			15		16		White	Black	Native Amer.	Asian/Pacific	Whi. Hispanic	Blck Hispanic
		0	9	10	12	13	14		15	16								
Murder/Nonnegligent Manslaughter	M							0										
	F							0										
Manslaughter by Negligence	M							0										
	F							0										
Forcible Rape	M							0										
	F							0										
Robbery	M							0										
	F							0										
Aggravated Assault	M							0										
	F							0										
Burglary- Breaking or Entering	M							0										
	F							0										
Larceny - Theft (except Motor Vehicle Theft)	M							0										
	F							0										
Motor Vehicle Theft	M							0										
	F							0										
Other Assaults	M							0										
	F							0										
Arson	M							0										
	F							0										
Forgery and Counterfeiting	M							0										
	F							0										
Fraud	M							0										
	F							0										
Embezzlement	M							0										
	F							0										
Stolen Property, Buying, Receiving, Possessing	M							0										
	F							0										
Vandalism	M							0										
	F							0										
Weapons	M							0										
	F							0										
Prostitution and Commercialized Vice	M							0										
	F							0										

ATLANTA AIRPORT POLICE
 AGE, SEX, AND RACE OF PERSONS ARRESTED
 16 YEARS OF AGE AND UNDER

MONTH FEBRUARY

YEAR 2017

CLASSIFICATION OF OFFENSES	SEX	AGE						RACE				ETHNIC									
		0 9		10 12		13 14		15		16		TOTAL		White	Black	Native Amer.	Asian/Pacific	Whi. Hispanic	Blck Hispanic		
17 Sex Offenses (except Rape and Prostitution)	M																				
	F																				
18 Drug Abuse Violations	M	0	0	0	0	0	0	0	0	0	0	0	0	0	0	0	0	0	0	0	
	F	0	0	0	0	0	0	0	0	0	0	0	0	0	0	0	0	0	0	0	0
180 Grand Total	M	0	0	0	0	0	0	0	0	0	0	0	0	0	0	0	0	0	0	0	0
	F	0	0	0	0	0	0	0	0	0	0	0	0	0	0	0	0	0	0	0	0
(1) Sale/Manufacturing Subtotal	M																				
	F																				
a Opium or Cocaine and their Derivatives	M																				
	F																				
b Marijuana	M																				
	F																				
c Synthetic Narcotics	M																				
	F																				
d Other Dangerous Non-Narcotic Drugs	M																				
	F																				
185 Subtotal	M	0	0	0	0	0	0	0	0	0	0	0	0	0	0	0	0	0	0	0	0
	F	0	0	0	0	0	0	0	0	0	0	0	0	0	0	0	0	0	0	0	0
e Opium or Cocaine and their Derivatives	M																				
	F																				
f Marijuana	M																				
	F																				
g Synthetic Narcotics	M																				
	F																				
h Other Dangerous Non-Narcotic Drugs	M																				
	F																				
19 Total	M	0	0	0	0	0	0	0	0	0	0	0	0	0	0	0	0	0	0	0	0
	F	0	0	0	0	0	0	0	0	0	0	0	0	0	0	0	0	0	0	0	0
a Bookmaking	M																				
	F																				
b Numbers and Lottery	M																				
	F																				
c All Other Gambling	M																				
	F																				
20 Offenses Against Family and Children	M																				
	F																				

ATLANTA AIRPORT POLICE
AGE, SEX, AND RACE OF PERSONS ARRESTED
16 YEARS OF AGE AND UNDER

MONTH FEBRUARY

YEAR 2017

CLASSIFICATION OF OFFENSES	SEX	AGE						RACE				ETHNIC		
		0 9	10 12	13 14	15	16	TOTAL	White	Black	Native Amer.	Asian/Pacific	Whl. Hispanic	Black Hispanic	
Driving Under the Influence	M						0							
	F						0							
Liquor Laws	M						0							
	F						0							
Drunkenness	M						0							
	F						0							
Disorderly Conduct	M						0							
	F						0							
Vagrancy	M						0							
	F						0							
All Other Offenses (except Traffic)	M						0							
	F						0							
Suspicion	M						0							
	F						0							
Curfew and Loitering	M						0							
	F						0							
Run-Aways	M						0							
	F						0							
Total							0	0	0	0	0	0	0	0

FEBRUARY 2017

Month and Year of Report

GA 060240X

Agency Identifier

MARCH 9, 2017

Date

ATLANTA AIRPORT POLICE - GEORGIA

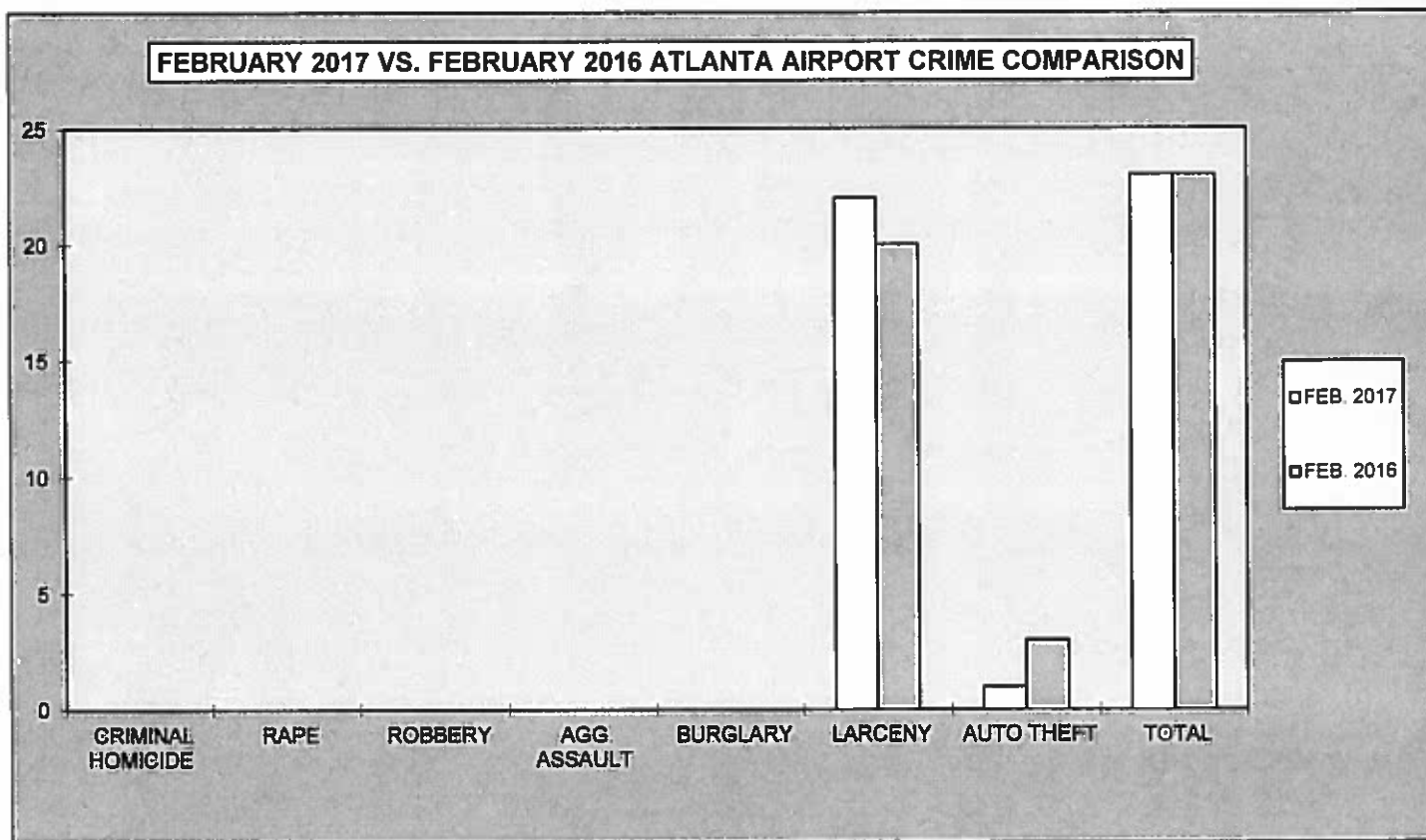
Agency and State

[Signature]
Prepared By LIEUTENANT

[Signature]
CHIEF
Chief, Commissioner, Sheriff, or Superintendent

**2017
ATLANTA AIRPORT
MONTHLY CRIME COMPARISON**

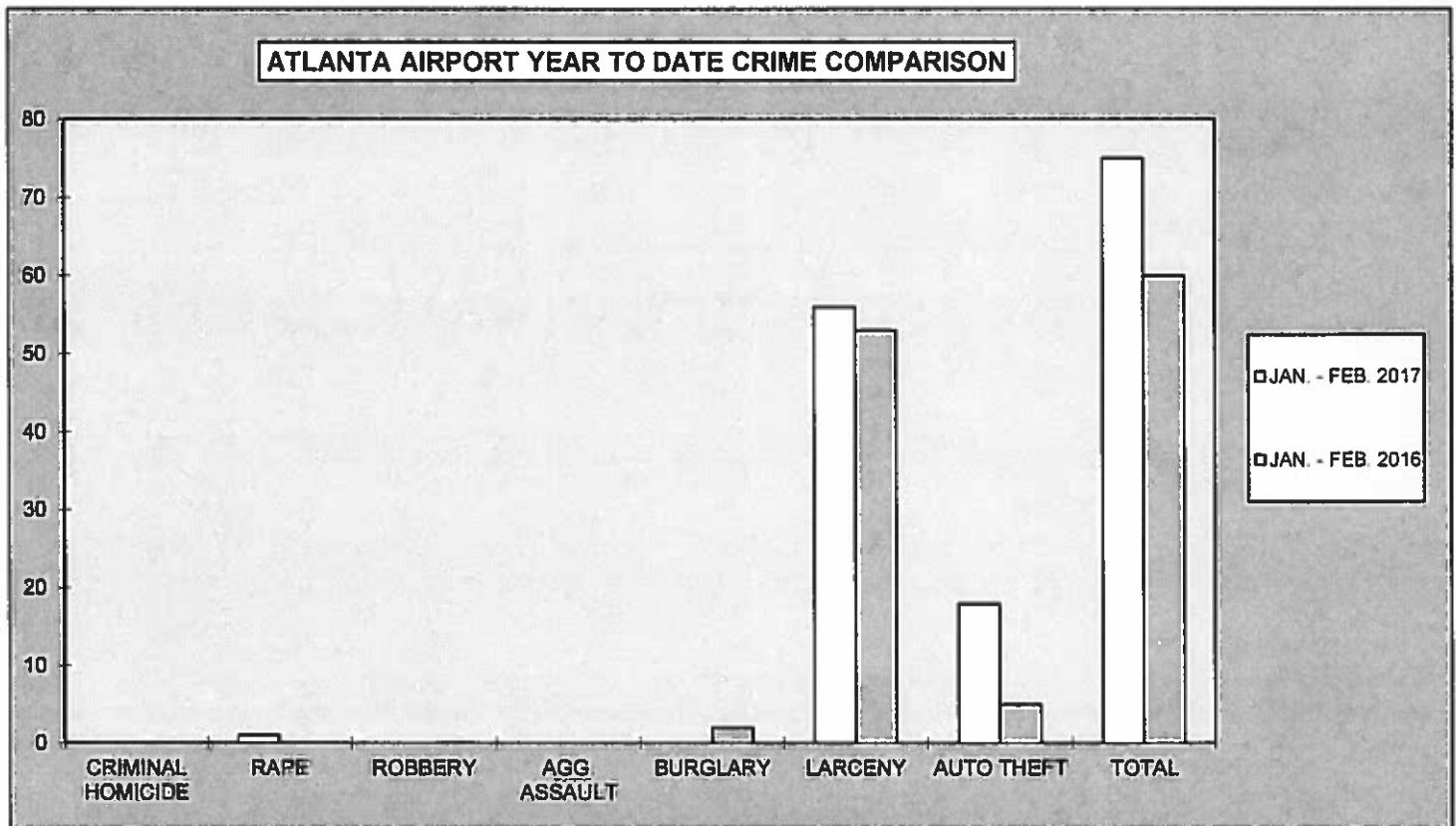
CRIME	FEB. 2017	FEB. 2016	# DIFFERENCE	% DIFFERENCE
CRIMINAL HOMICIDE	0	0	0	0%
RAPE	0	0	0	0%
ROBBERY	0	0	0	0%
AGG. ASSAULT	0	0	0	0%
BURGLARY	0	0	0	0%
RESIDENCE	0	0	0	0%
NON-RESIDENCE	0	0	0	0%
LARCENY	22	20	2	10%
POCKETPICKING	1	0	1	100%
PURSE SNATCHING	0	1	-1	-100%
SHOPLIFTING	4	0	4	100%
FROM MOTOR VEHICLES	3	1	2	200%
MOTOR VEH. PARTS/ACCESSORIES	2	1	1	100%
BICYCLES	0	0	0	0%
FROM BUILDINGS	2	8	-6	-75%
FROM COIN OPERATED MACHINES	0	0	0	0%
ALL OTHER	10	9	1	11%
AUTO THEFT	1	3	-2	-67%
TOTAL	23	23	0	0%



**2017
ATLANTA AIRPORT
YEAR TO DATE CRIME COMPARISON**

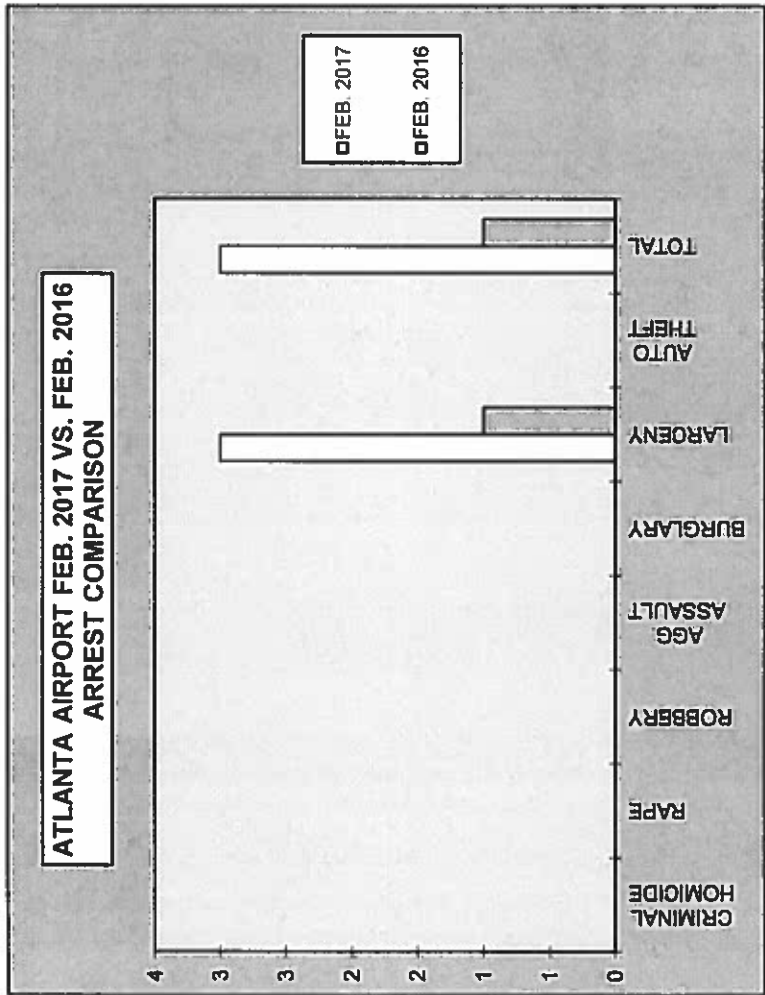
FIRST 2 MONTHS

CRIME	JAN. - FEB. 2017	JAN. - FEB. 2016	# DIFFERENCE	% DIFFERENCE
CRIMINAL HOMICIDE	0	0	0	0%
RAPE	1	0	1	100%
ROBBERY	0	0	0	0%
AGG. ASSAULT	0	0	0	0%
BURGLARY	0	2	-2	-100%
RESIDENCE	0	0	0	0%
NON-RESIDENCE	0	2	-2	-100%
LARCENY	56	53	3	6%
POCKETPICKING	1	0	1	100%
PURSE SNATCHING	0	3	-3	-100%
SHOPLIFTING	5	0	5	100%
FROM MOTOR VEHICLES	3	5	-2	-40%
MOTOR VEH. PARTS/ACCESSORIES	4	7	-3	-43%
BICYCLES	1	0	1	100%
FROM BUILDINGS	6	22	-16	-73%
FROM COIN OPERATED MACHINES	0	0	0	0%
ALL OTHER	36	16	20	125%
AUTO THEFT	18	5	13	260%
TOTAL	75	60	15	25%

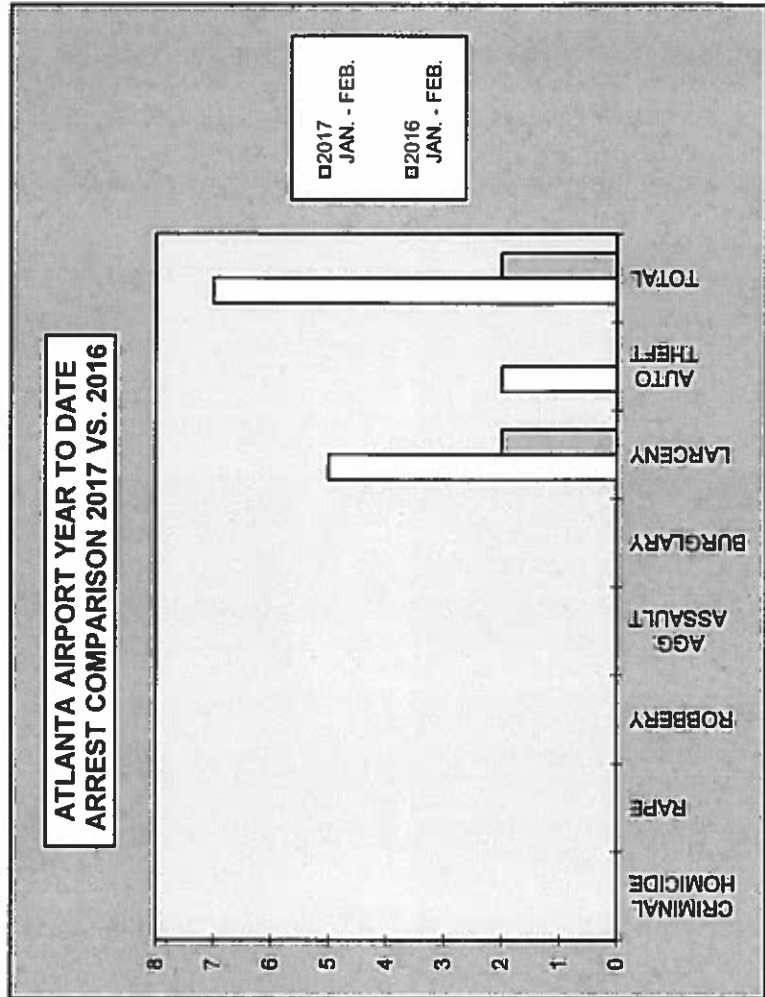


**2017
ATLANTA AIRPORT
ARREST COMPARISON**

FEBRUARY ARREST COMPARISON					
CRIME	FEB. 2017	FEB. 2016	# DIFFERENCE	% DIFFERENCE	
CRIMINAL HOMICIDE	0	0	0	0%	
RAPE	0	0	0	0%	
ROBBERY	0	0	0	0%	
AGG. ASSAULT	0	0	0	0%	
BURGLARY	0	0	0	0%	
LARCENY	3	1	2	200%	
AUTO THEFT	0	0	0	0%	
TOTAL	3	1	2	200%	



FIRST 2 MONTHS ARREST COMPARISON					
CRIME	2017 JAN. - FEB.	2016 JAN. - FEB.	# DIFFERENCE	% DIFFERENCE	
CRIMINAL HOMICIDE	0	0	0	0%	
RAPE	0	0	0	0%	
ROBBERY	0	0	0	0%	
AGG. ASSAULT	0	0	0	0%	
BURGLARY	0	0	0	0%	
LARCENY	5	2	3	150%	
AUTO THEFT	2	0	2	100%	
TOTAL	7	2	5	250%	



**2017
ATLANTA AIRPORT
CLEAR-UP RATE**

CRIME	ATLANTA AIRPORT FEB. 2017 CLEAR-UP RATE	ATLANTA AIRPORT FEB. 2016 CLEAR-UP RATE
CRIMINAL HOMICIDE	0%	0%
RAPE	0%	0%
ROBBERY	0%	0%
AGG. ASSAULT	0%	0%
BURGLARY	0%	0%
LARCENY	18%	5%
AUTO THEFT	0%	0%

