

# FBI UNIFORM CRIME REPORTING

ATLANTA POLICE DEPARTMENT  
226 PEACHTREE STREET, SW  
ATLANTA, GEORGIA 30303



JUNE 2015

SUPPORT SERVICES DIVISION  
INFORMATION SERVICES SECTION

# TABLE OF CONTENTS

	Page
U. C. R. COMPARATIVE CRIME REPORT -----	1
RETURN A - MONTHLY RETURN OF OFFENSES KNOWN TO THE POLICE -----	2
PROPERTY STOLEN BY CLASSIFICATION -----	3
	3a
LAW ENFORCEMENT OFFICERS KILLED OR ASSAULTED -----	4
MONTHLY RETURN OF ARSON OFFENSES KNOWN TO LAW ENFORCEMENT -----	5
POLICE DISPOSITION OF JUVENILES -----	6
SUPPLEMENTARY HOMICIDE REPORT -----	7
SEX AND RACE OF PERSONS ARRESTED -----	8
	8a-8e
HOMICIDE COMPARISON REPORT -----	9
HOMICIDE BREAKDOWN REPORT -----	10
SEVEN MAJOR CRIMES - MONTHLY CRIME COMPARISON -----	11
SEVEN MAJOR CRIMES - YEAR TO DATE CRIME COMPARISON -----	12
SEVEN MAJOR CRIMES ARREST MONTHLY AND YEAR TO DATE COMPARISON -----	13
CRIMES AGAINST PERSONS MONTHLY AND YEAR TO DATE COMPARISON -----	14
CRIMES AGAINST PROPERTY MONTHLY AND YEAR TO DATE COMPARISON -----	15
CRIMES AGAINST PERSONS & PROPERTY MONTHLY COMPARISON BY ZONES -----	16
CRIMES AGAINST PERSONS & PROPERTY YEAR TO DATE COMPARISON BY ZONES -----	17
SEVEN MAJOR CRIMES MONTHLY CRIME COMPARISON BY ZONES -----	18
SEVEN MAJOR CRIMES - YEAR TO DATE CRIME COMPARISON BY ZONES -----	19
SEVEN MAJOR CRIMES - MONTHLY CRIME COMPARISON - ZONE 1 -----	20
SEVEN MAJOR CRIMES - YEAR TO DATE CRIME COMPARISON - ZONE 1 -----	21
SEVEN MAJOR CRIMES - MONTHLY CRIME COMPARISON - ZONE 2 -----	22
SEVEN MAJOR CRIMES - YEAR TO DATE CRIME COMPARISON - ZONE 2 -----	23
SEVEN MAJOR CRIMES - MONTHLY CRIME COMPARISON - ZONE 3 -----	24
SEVEN MAJOR CRIMES - YEAR TO DATE CRIME COMPARISON - ZONE 3 -----	25
SEVEN MAJOR CRIMES - MONTHLY CRIME COMPARISON - ZONE 4 -----	26
SEVEN MAJOR CRIMES - YEAR TO DATE CRIME COMPARISON - ZONE 4 -----	27
SEVEN MAJOR CRIMES - MONTHLY CRIME COMPARISON - ZONE 5 -----	28
SEVEN MAJOR CRIMES - YEAR TO DATE CRIME COMPARISON - ZONE 5 -----	29
SEVEN MAJOR CRIMES - MONTHLY CRIME COMPARISON - ZONE 6 -----	30
SEVEN MAJOR CRIMES - YEAR TO DATE CRIME COMPARISON - ZONE 6 -----	31
CLEAR-UP RATE COMPARISON -----	32
<b>ATLANTA AIRPORT</b> -----	<b>33</b>
RETURN A - MONTHLY RETURN OF OFFENSES KNOWN TO THE POLICE -----	34
PROPERTY STOLEN BY CLASSIFICATION -----	35
	35a
SEX AND RACE OF PERSONS ARRESTED -----	36
	36a-36e
SEVEN MAJOR CRIMES - MONTHLY CRIME COMPARISON -----	37
SEVEN MAJOR CRIMES - YEAR TO DATE CRIME COMPARISON -----	38
SEVEN MAJOR CRIMES ARREST MONTHLY AND YEAR TO DATE COMPARISON -----	39
CLEAR-UP RATE COMPARISON -----	40

**JUNE 2015**  
**U.C.R. COMPARATIVE CRIME REPORT**  
**SUPPORT SERVICES DIVISION**  
**INFORMATION SERVICES SECTION**

	JUNE 2015		JUNE 2014		COMPARATIVE ACTUAL	% CHANGE ACTUAL	COMPARATIVE CLEARED	% CHANGE CLEARED
	ACTUAL	CLEARED	ACTUAL	CLEARED				
MURDER	6	12	12	3	-6	-50%	9	300%
RAPE	17	10	12	10	5	42%	0	0%
ROBBERY	141	39	190	34	-49	-26%	5	15%
AGG. ASSAULT	280	147	260	145	20	8%	2	1%
BURGLARY - RESIDENCE	322		365		-43	-12%		
BURGLARY - NON-RESIDENCE	67	31	92	52	-25	-27%	-21	-40%
LARCENY - \$200 AND OVER	366		413		-47	-11%		
LARCENY - \$50 TO \$199	102	236	112	269	-10	-9%	-33	-12%
LARCENY - UNDER \$50	1,031		1,030		1	0%		
AUTO THEFT	458	25	375	28	83	22%	-3	-11%
<b>TOTAL</b>	<b>2,790</b>		<b>2,861</b>		<b>-71</b>	<b>-2%</b>		
AUTOS RECOVERED	95		73		22	30%		

	2015		2014		COMPARATIVE ACTUAL	% CHANGE ACTUAL	COMPARATIVE CLEARED	% CHANGE CLEARED
	ACTUAL	CLEARED	ACTUAL	CLEARED				
MURDER	45	35	39	20	6	15%	15	75%
RAPE	83	43	74	35	9	12%	8	23%
ROBBERY	905	224	1,043	222	-138	-13%	2	1%
AGG. ASSAULT	1,496	778	1,424	774	72	5%	4	1%
BURGLARY - RESIDENCE	1,901		2,083		-182	-9%		
BURGLARY - NON-RESIDENCE	357	193	463	245	-106	-23%	-52	-21%
LARCENY - \$200 AND OVER	1,704		2,081		-377	-18%		
LARCENY - \$50 TO \$199	486	1,474	502	1,422	-16	-3%	52	4%
LARCENY - UNDER \$50	5,513		5,045		468	9%		
AUTO THEFT	2,184	128	1,945	174	239	12%	-46	-26%
<b>TOTAL</b>	<b>14,674</b>		<b>14,699</b>		<b>-25</b>	<b>0%</b>		
AUTOS RECOVERED	495		589		-94	-16%		

**RETURN A - MONTHLY RETURN OF OFFENSES KNOWN TO THE POLICE**

This report is authorized by law Title 28, Section 534, U.S. Code. While you are not required to respond, your cooperation in forwarding this report by the 7th day after the close of the month to Uniform Crime Reports, Federal Bureau of Investigation, Washington, D.C. 20535, will assist in compiling comprehensive, accurate national crime figures on a timely basis.

1-720b (Rev. 8-30-94)  
OMB No. 1110-0001

1	2	3	4	5	6
CLASSIFICATION OF OFFENSES	OFFENSES REPORTED OR KNOWN TO POLICE (INCLUDE "UNFOUNDED" AND ATTEMPTS)	UNFOUNDED, I.E., FALSE OR BASELESS COMPLAINTS	NUMBER OF ACTUAL OFFENSES (COLUMN 2 MINUS COLUMN 3) INCLUDE ATTEMPTS	TOTAL OFFENSES CLEARED BY ARREST OR EXCEPTIONAL MEANS (INCLUDES COL. 6)	NUMBER OF CLEARANCES INVOLVING ONLY PERSONS UNDER 18 YEARS OF AGE
<b>1. CRIMINAL HOMICIDE</b>					
a. MURDER AND NONNEGLIGENT HOMICIDE	7	1	6	12	2
b. MANSLAUGHTER BY NEGLIGENCE					
<b>2. FORCIBLE RAPE TOTAL</b>	<b>18</b>	<b>1</b>	<b>17</b>	<b>10</b>	<b>1</b>
a. Rape by Force	14	0	14	9	1
b. Attempts to commit Forcible Rape	4	1	3	1	0
<b>3. ROBBERY TOTAL</b>	<b>145</b>	<b>4</b>	<b>141</b>	<b>39</b>	<b>4</b>
a. Firearm	101	1	100	22	3
b. Knife or Cutting Instrument	3	0	3	2	0
c. Other Dangerous Weapon	7	1	6	3	0
d. Strong-Arm (Hands, Fists, Feet, etc.)	34	2	32	12	1
<b>4. ASSAULT TOTAL</b>	<b>739</b>	<b>13</b>	<b>726</b>	<b>407</b>	<b>29</b>
a. Firearm	132	2	130	40	2
b. Knife or cutting instrument	46	0	46	33	1
c. Other Dangerous Weapon	73	1	72	54	3
d. Strong-Arm	33	1	32	20	1
e. Other Assaults - Simple, Not Aggravated	455	9	446	260	22
<b>5. BURGLARY TOTAL</b>	<b>399</b>	<b>10</b>	<b>389</b>	<b>31</b>	<b>2</b>
a. Forcible Entry	308	6	302	24	2
b. Unlawful Entry - No Force	69	4	65	5	0
c. Attempted Forcible Entry	22	0	22	2	0
<b>6. LARCENY THEFT TOTAL (except Motor Vehicle Theft)</b>	<b>1,515</b>	<b>16</b>	<b>1,499</b>	<b>236</b>	<b>12</b>
<b>7. MOTOR VEHICLE THEFT TOTAL</b>	<b>477</b>	<b>19</b>	<b>458</b>	<b>25</b>	<b>8</b>
a. Autos	436	18	418	24	8
b. Trucks and Buses	30	1	29	1	0
c. Other Vehicles	11	0	11	0	0
<b>GRAND TOTAL</b>	<b>3,300</b>	<b>64</b>	<b>3,236</b>	<b>760</b>	<b>58</b>

CHECKING ANY OF THE APPROPRIATE BLOCKS BELOW WILL ELIMINATE YOUR NEED TO SUBMIT REPORTS WHEN THE VALUES ARE ZERO. THIS WILL ALSO AID THE NATIONAL PROGRAM IN ITS QUALITY CONTROL EFFORTS.

NO SUPPLEMENTARY HOMICIDE REPORT SUBMITTED SINCE NO MURDERS, JUSTIFIABLE HOMICIDES, OR MANSLAUGHTER BY NEGLIGENCE OCCURRED IN THIS JURISDICTION DURING THE MONTH.

NO SUPPLEMENT TO RETURN A REPORT SINCE NO CRIME OFFENSES OR RECOVERY OF PROPERTY REPORTED DURING THE MONTH.

NO LAW ENFORCEMENT OFFICERS KILLED OR ASSAULTED REPORT SINCE NONE OF THE OFFICERS WERE ASSAULTED OR KILLED DURING THE MONTH.

NO AGE, SEX, AND RACE OF PERSONS ARRESTED UNDER 18 YEARS OF AGE REPORT SINCE NO ARRESTS OF PERSONS WITHIN THIS AGE GROUP.

NO AGE, SEX, AND RACE OF PERSONS ARRESTED 18 YEARS OF AGE AND OVER REPORT SINCE NO ARRESTS OF PERSONS WITHIN THIS AGE GROUP.

NO MONTHLY RETURN OF ARSON OFFENSES KNOWN TO LAW ENFORCEMENT REPORT SINCE NO ARSONS OCCURRED.

DO NOT USE THIS SPACE

INITIALS

RECORDED

EDITED

ENTERED

ADJUSTED

CORRECTED

\* TOTALS INCLUDE PREVIOUS OFFENSES

JUNE 2015

Month and Year of Report

GAAPD 0000

Agency Identifier

JULY 15, 2015

Date

ATLANTA POLICE DEPARTMENT - GEORGIA

Agency and State

Wail J. Kloby **LIEUTENANT**

Prepared By

Title

Gloria M. J. **CHIEF**

Chief, Commissioner, Sheriff, or Superintendent

## PROPERTY STOLEN BY CLASSIFICATION

CLASSIFICATION	DATA ENTRY	Number of Actual Offenses (Column 4 Return A)	Monetary Value of Property Stolen
<b>1. MURDER AND NONNEGLIGENT MANSLAUGHTER</b>	<b>12</b>	<b>6</b>	<b>\$ 0.00</b>
<b>2. FORCIBLE RAPE</b>	<b>20</b>	<b>17</b>	<b>\$ 0.00</b>
<b>3. ROBBERY</b>			
(a) HIGHWAY (streets, alleys, etc.)	31	107	13,749.00
(b) COMMERCIAL HOUSE (except c, d, and f)	32	9	1,764.00
(c) GAS OR SERVICE STATION	33	1	205.00
(d) CONVENIENCE STORE	34	-1	0.00
(e) RESIDENCE (anywhere on premises)	35	6	5,972.00
(f) BANK	36	5	3,022.00
(g) MISCELLANEOUS	37	14	3,500.00
<b>TOTAL ROBBERY</b>	<b>30</b>	<b>141</b>	<b>\$ 28,212.00</b>
<b>5. BURGLARY - BREAKING OR ENTERING</b>			
(a) RESIDENCE (dwelling)			
(1) NIGHT (6 p.m. - 6 a.m.)	51	103	57,840.00
(2) DAY (6 a.m. - 6 p.m.)	52	219	271,501.00
(3) UNKNOWN	53	0	0.00
(b) NON-RESIDENCE (store, office, etc.)			
(1) NIGHT (6 p.m. - 6 a.m.)	54	50	95,405.00
(2) DAY (6 a.m. - 6 p.m.)	55	17	4,725.00
(3) UNKNOWN	56	0	0.00
<b>TOTAL BURGLARY</b>	<b>60</b>	<b>389</b>	<b>\$ 429,471.00</b>
<b>6. LARCENY - THEFT (Except Motor Vehicle Theft)</b>			
(a) \$200 AND OVER	61	366	735,662.00
(b) \$50 TO \$200	62	102	10,093.00
(c) UNDER \$50	63	1,031	2,817.00
<b>TOTAL LARCENY (Same as Item 6X)</b>	<b>60</b>	<b>1,499</b>	<b>\$ 748,572.00</b>
<b>7. MOTOR VEHICLE THEFT (Include Alleged Joy Ride)</b>	<b>70</b>	<b>458</b>	<b>\$ 155,294.00</b>
<b>GRAND TOTAL - ALL ITEMS</b>	<b>77</b>		<b>\$ 1,361,549.00</b>
<b>ADDITIONAL ANALYSIS OF LARCENY AND MOTOR VEHICLE THEFT</b>			
<b>6X. NATURE OF LARCENIES UNDER ITEM 6</b>			
(a) POCKET-PICKING	81	7	578.00
(b) PURSE-SNATCHING	82	24	1,867.00
(c) SHOPLIFTING	83	208	57,464.00
(d) FROM MOTOR VEHICLES (except e)	84	782	414,079.00
(e) MOTOR VEHICLE PARTS AND ACCESSORIES	85	91	34,641.00
(f) BICYCLES	86	43	14,882.00
(g) FROM BUILDING (except c and h)	87	141	71,580.00
(h) FROM ANY COIN-OPERATED MACHINES (parking meters, etc.)	88	3	540.00
(i) ALL OTHER	89	200	152,941.00
<b>TOTAL LARCENIES (Same as Item 6)</b>	<b>80</b>	<b>1,499</b>	<b>\$ 748,572.00</b>
<b>7X. MOTOR VEHICLES RECOVERED</b>			
(a) STOLEN LOCALLY AND RECOVERED LOCALLY	91	94	
(b) STOLEN LOCALLY AND RECOVERED BY OTHER JURISDICTIONS	92	1	
(c) TOTAL LOCALLY STOLEN MOTOR VEHICLES RECOVERED (a & b)	93	95	
(d) STOLEN IN OTHER JURISDICTIONS AND RECOVERED LOCALLY	90	N/A	

SUPPLEMENT TO RETURN A  
MONTHLY RETURN OF OFFENSES KNOWN TO THE POLICE

1-706 (Rev. 8-30-94)  
Form Approved  
OMB No. 1110-0007

This report is authorized by law, Title 28, Section 534, U. S. Code. While you are not required to respond, your cooperation in submitting this report with the Return A will assist the FBI in compiling comprehensive, accurate figures on a timely basis.

This form deals with the nature of crime and the monetary value of property stolen and recovered. The total offenses recorded on the form should be the same as the number of actual offenses listed in Column 4 of the Return A for each crime class. Include attempted crimes on this form, but do not include unfounded offenses. If you cannot complete the report in all areas, please record as much information as is available. Tally sheets will be sent upon request.

PROPERTY BY TYPE AND VALUE

Type of Property (1)	Data Entry	Monetary Value of Property Stolen in Your Jurisdiction	
		Stolen (2)	Recovered (3)
(A) Currency, Notes, Etc.	01	\$ 156,478.00	\$ 0.00
(B) Jewelry and Precious Metals	02	183,697.00	0.00
(C) Clothing and Furs	03	88,709.00	2.00
(D) Locally Stolen Motor Vehicles	04	155,294.00	26,129.00
(E) Office Equipment	05	33,153.00	0.00
(F) Televisions, Radios, Stereos, Etc.	06	317,688.00	2.00
(G) Firearms	07	15,277.00	2.00
(H) Household Goods	08	8,053.00	0.00
(I) Consumable Goods	09	2,607.00	0.00
(J) Livestock	10	0.00	0.00
(K) Miscellaneous	11	400,592.00	4.00
<b>TOTAL</b>	<b>00</b>	<b>\$ 1,361,548.00</b>	<b>\$ 26,139.00</b>

The total of this column should agree with the Grand Total (DATA ENTRY 77) shown on page 2.

Include in this column all property recovered even though stolen in prior months. The above is an accounting for only that property stolen in your jurisdiction. This will include property recovered for you by other jurisdictions, but not property you recover for them.

JULY 15, 2015

DATE

Nail J. Klay LIEUTENANT  
PREPARED BY TITLE

George N. J. CHIEF  
CHIEF, COMMISSIONER, SHERIFF OR SUPERINTENDENT

JUNE 2015

Month and Year of Report

GAAPD 0000

Agency Identifier

ATLANTA POLICE DEPARTMENT - GEORGIA

Agency and State

**LAW ENFORCEMENT OFFICERS KILLED OR ASSAULTED**

It is requested this report be completed and transmitted with monthly crime reports to: Director, Federal Bureau of Investigation, Uniform Crime Reports, Washington, D. C. 20535. This form should be used to report the number of your officers who were assaulted or killed in the line of duty during the month. Additional information concerning officers killed will be requested by a separate questionnaire.

<b>OFFICERS KILLED</b>	
Number of your law enforcement officers killed in the line of duty this month.	By felonious act <u>0</u>
	By accident or negligence <u>0</u>

Officers Assaulted (Do not include officers killed) - See other side for instructions.

Type of Activity	Total Assaults by Weapon A	Type of Weapon				Two-Officer Vehicle F	Type of Assignment						Police Assaults Cleared M	
		Firearm B	Knife or Other Cutting Instrument C	Other Other Dangerous Weapon D	Hands, Fists, Feet, etc. E		One-Officer Vehicle		Detective or Special Assign.		Other			
							Alone G	As-sisted H	Alone I	As-sisted J	Alone K	As-sisted L		
1. Responding to "Disturbance" calls (family quarrels, man with gun, etc.)	2				2			2						2
2. Burglaries in progress or pursuing burglary suspects	0													
3. Robberies in progress or pursuing robbery suspects	0													
4. Attempting other arrests	0													
5. Civil disorder (riot, mass disobedience)	0													
6. Handling, transporting, custody of prisoners	7				7		1	5				1		7
7. Investigating suspicious persons or circumstances	0													
8. Ambush - no warning	1	1									1			1
9. Mentally deranged	4				4			4						4
10. Traffic pursuits and stops	1	1					1							
11. All Other	2				2		2							2
<b>12. TOTAL (1-11)</b>	<b>17</b>	<b>2</b>	<b>0</b>	<b>0</b>	<b>15</b>	<b>0</b>	<b>4</b>	<b>11</b>	<b>0</b>	<b>0</b>	<b>1</b>	<b>1</b>		<b>16</b>
13. Number with personal injury	0													
14. Number without personal injury	17	2			15									
15. Time of assaults														
AM	1				1		4							
PM		2	6	2	1									

DO NOT WRITE HERE	
Recorded	Initials
Edited	
Punched	
Verified	
Adjusted	
DOJ/FBI	

12:01 2:00 4:00 6:00 8:00 10:00 12:00

JUNE 2015  
Month and Year  
ATLANTA POLICE DEPARTMENT  
Agency

GAAPD 0000  
Agency Identifier  
GEORGIA  
State

*Near J Kl...* LIEUTENANT  
Prepared By  
*Bl...* CHIEF  
Chief, Sheriff, Commissioner, Superintendent

MONTHLY RETURN OF ARSON OFFENSES KNOWN TO LAW ENFORCEMENT

DO-73 (2-11-82)  
Form Approved  
OMB No. 1110-0008

This report is authorized by law Title 28, Section 534, United States Code, and the enactment of the fiscal year 1979, Department of Justice Authorization Bill S. 3151. While you are not required to respond, your cooperation in using this form to report all incidents of arson which become known to your department during the month will assist the FBI in compiling comprehensive, accurate data on a timely basis. Instructions appear on reverse side.

1 PROPERTY CLASSIFICATION	2 Offenses Reported or Known to Police (Include Unfounded and Attempts)	3 Unfounded, i.e. False or Baseless Complaints	4 Number of Actual Offenses (Column 2 Minus Column 3 (Include Attempts))	5 Total Offenses Cleared by Arrest or Exceptional Means (Include Column 6)	6 Number of Clearances Involving Only Persons Under 18 Years of Age	7 Offenses Where Structures Uninhabited, Abandoned, or not Normally in Use	8 Estimated Value of Property Damage
<b>STRUCTURAL</b>							
A. Single Occupancy Residential: Houses, Townhouses, Duplexes, etc.	6	3	3			2	\$ 55,000.
B. Other Residential: Apartments, Tenements, Flats, Hotels, Motels, Inns, Dormitories, Boarding Houses, etc.	4	1	3			2	\$ 100,300.
C. Storage: Barns, Garages, Warehouses, etc.							\$
D. Industrial/Manufacturing							\$
E. Other Commercial: Stores, Restaurants, Offices, etc.	1		1				\$ 6,000.
F. Community/Public: Churches, Jails, Schools, Colleges, Hospitals, etc.							\$
G. All Other Structure: Out Buildings, Monuments, Buildings Under Construction, etc.							\$
TOTAL STRUCTURE	11	4	7			4	\$ 161,300.
<b>MOBILE</b>							
H. Motor Vehicles: Automobiles, Trucks, Buses, Motorcycles, etc.: UCR Definition	2	1	1				\$
I. Other Mobile Property: Trailers, Recreational Vehicles, Airplanes, Boats, etc.							\$
TOTAL MOBILE	2	1	1				\$ 20,000.
J. TOTAL OTHER Crops, Timber, Fences, Signs, etc.							\$
GRAND TOTAL	13	5	8			4	\$ 181,300.

Agency Identifier GAAPD 0000 Month JUNE 2015

Agency ATLANTA POLICE DEPARTMENT State GEORGIA

Prepared by *Neal J. King* LIEUTENANT

*Neal J. King* Commissioner, Sheriff, or Superintendent CHIEF

DO NOT WRITE HERE	
Recorded	
Edited	
Entered	
Adjusted	
Corres.	



AGENCY IDENTIFIER GAAPD 0000 REPORTING PERIOD JUNE 2015

AGENCY NAME ATLANTA POLICE DEPARTMENT

**POLICE DISPOSITION OF JUVENILES**

**-Not to include neglect or traffic cases-**

- 1. Handled within Department and released.  
(Warning, released to parents, etc.) \_\_\_\_\_
  - 2. Referred to juvenile court or probation department. \_\_\_\_\_ 76
  - 3. Referred to welfare agency. \_\_\_\_\_
  - 4. Referred to other police agency. \_\_\_\_\_
  - 5. Referred to criminal or adult court. \_\_\_\_\_
- TOTAL \_\_\_\_\_ 76

JULY 8, 2015  
DATE

Neal S. Klotz LIEUTENANT  
PREPARED BY TITLE

George N. Jones CHIEF  
APPROVED BY TITLE

GCIC USE ONLY	
Recorded	_____
Reviewed	_____
Punched	_____
Verified	_____

RETURN TO  
Georgia Crime Information Center/Uniform Crime Reporting  
P. O. Box 1456  
Atlanta, Georgia 30301

Return on or before the 7th of the following month.

GCIC/UCR-012 (9/74)

SUPPLEMENTARY HOMICIDE REPORT

This report is authorized by law Title 28, Section 534, United States Code. While you are not required to respond, your cooperation in using this form to list data pertaining to all homicides reported on your Return A will assist the FBI in compiling comprehensive, accurate data regarding this important classification on a timely basis.

1a. Murder and Nonnegligent Manslaughter

List below specific information for all offenses shown in item 1a of the monthly Return A. In addition, list all justifiable killings of felons by a citizen or by a peace officer in the line of duty. A brief explanation in the circumstances column regarding unfounded homicide offenses will aid the national Uniform Crime Reporting Program in editing the reports.

Incident	Situation*	Victim **			Offender**			Data Code		Weapon Used (Handgun, Rifle, Shotgun, Club, Poison, etc.)	Relationship of Victim to Offender (Husband, Wife, Son, Father, Acquaintance, Neighbor, Stranger, etc.)	Circumstances (Victim shot by robber, robbery victim shot robber, killed by patron during barroom brawl, etc.)
		Age	Sex	Race	Ethnicity	Age	Sex	Race	Ethnicity			
	A	25	M	B	N	24	M	B	N	HANDGUN - 40 CAL.	ACQUAINTANCE	OTHER ARGUMENTS
	B	44	M	B	N					HANDGUN	UNKNOWN	OTHER
	B	17	M	B	N					HANDGUN	UNKNOWN	OTHER
	B	BB	M	B	N					UNKNOWN OR OTHER	UNKNOWN	OTHER
	B	42	M	B	N					HANDGUN - 40 CAL.	UNKNOWN	OTHER
	A	24	M	B	N	36	M	B	N	HANDGUN	ACQUAINTANCE	OTHER ARGUMENTS
	A	36	M	B	N	25	M	B	N	HANDGUN	ACQUAINTANCE	FELON KILLED BY PRIVATE CITIZEN *

\* \*\* - See reverse side for explanation

JUNE 2015  
Month and Year

GAAPD 0000  
Agency Identifier

GEORGIA  
State

Atlanta Police Department  
Agency

Prepared By: *Nail J Wood*  
Chief, Sheriff, Commissioner, Superintendent

LIEUTENANT  
Title

CHIEF  
Title

DO NOT WRITE HERE	
Recorded	
Edited	
Punched	
Verified	
Adjusted	

ATLANTA POLICE DEPARTMENT  
AGE, SEX, AND RACE OF PERSONS ARRESTED  
17 YEARS OF AGE AND OVER

MONTH      JUNE

YEAR      2015

CLASSIFICATION OF OFFENSES	SEX	AGE OF PERSON ARRESTED										RACE				ETHNIC		TOTAL							
		17	18	19	20	21	22	23	24 29	30 34	35 39	40 44	45 49	50 54	55 59	60 64	65 UP		White	Black	Native Amer.	Asian/Pacific	Whi. Hispanic	Black Hispanic	
Murder/Nonnegligent Manslaughter	M	2		1					4		1	1					2							1	12
	F																								
Manslaughter by Negligence	M																								0
	F																								0
Forcible Rape	M												1	1	3	1									6
	F																								0
Robbery	M	2	1	2	3				5	4	1	3	2	1										2	29
	F										1														1
Aggravated Assault	M	1	1	2	2	1	4	7	8	6	6	7	2	7	4	2									60
	F			2	2	2	3	2	2	4	3	1	1												22
Burglary- Breaking or Entering	M	1			2	4				3	5	1	2	1	1	1									22
	F									4															5
Larceny - Theft (except Motor Vehicle Theft)	M	3	2	7	3	9	7	8	32	13	7	14	10	14	7	6	2								144
	F	6	6	4	7	2	3	5	17	7	7	8	3	6	3										84
Motor Vehicle Theft	M	1	1		1				1	3	1	1													9
	F																								1
Other Assaults	M	1	1	2	4	1	4	4	18	15	17	10	10	7	4	2	3								103
	F	1	1	1	4	2	4	3	12	7	5	1	4	2	5										52
Arson	M																								0
	F									1															1
Forgery and Counterfeiting	M								1	3	1	3	3	1	1										14
	F			1						1															2
Fraud	M			1	1	1	1	2	2	5	2	4	2	3											24
	F			1		1	1	1	3	2	2	3	1	1	2	1									18
Embezzlement	M								1																1
	F																								0
Stolen Property: Buying, Receiving, Possessing	M		3	1	1	1	1	1	1	2	1		2	1											15
	F				1				3																4
Vandalism	M								1	5	1	3	2	2	3	1									18
	F	1							1	1	2			1											6
Weapons	M			1		2	3	3	10	4	1	1	1		1										27
	F								1				2												3

ATLANTA POLICE DEPARTMENT  
AGE, SEX, AND RACE OF PERSONS ARRESTED  
17 YEARS OF AGE AND OVER

MONTH JUNE

YEAR 2015

CLASSIFICATION OF OFFENSES	SEX	AGE OF PERSON ARRESTED											RACE				ETHNIC									
		17	18	19	20	21	22	23	24	30	35	40	45	50	55	60	65	White	Black	Native Amer.	Asian/Pacific	Whi. Hispanic	Blck Hispanic			
		29	34	39	44	49	54	59	64	UP	TOTAL	White	Black	Native Amer.	Asian/Pacific	Whi. Hispanic	Blck Hispanic									
16	M																									
	F																									
17	M	2	2	5	1	1	6	5	3	11	7	10	5	5	2	63		2								
	F						2	1	1	4	2	1	2		15		17	61								
18	M	2	7	13	16	9	10	11	81	45	32	12	19	12	11	7	3	290								
	F	0	1	0	1	4	1	3	16	5	3	4	3	2	0	1	0	44		24	308	0	2	0	0	
180	M	0	1	0	0	0	0	0	6	5	2	1	3	2	1	3	0	24								
	F	0	0	0	0	0	1	0	0	1	0	0	0	0	0	0	2		3	23	0	0	0	0		
a	M								3	1							7									
	F																	1								
b	M	1							2	1	1	1					7									
	F																	0								
c	M																	0								
	F																	0								
d	M																	0								
	F																	0								
185	M	2	6	13	16	9	10	11	75	40	30	11	16	10	4	3	266									
	F	0	1	0	1	4	0	3	16	4	3	4	3	2	0	1	0	42		21	285	0	2	0	0	
e	M			2				1	1	10	3	2	3	6	3	1	41									
	F																	0								
f	M	2	6	11	16	9	8	10	63	35	28	8	10	7	4	1	2	220								
	F	1	1	1	4	3	15	4	3	3	2	1					38		16	241					1	
g	M										2						2									
	F																	0								
h	M																	3								
	F																	0								
19	M	0	0	0	0	0	0	0	0	0	0	0	0	1	0	0	1									
	F	0	0	0	0	0	0	0	0	0	0	0	0	0	0	0	0	0		0	1	0	0	0	0	0
a	M																	0								
	F																	0								
b	M																	0								
	F																	0								
Total	M	0	0	0	0	0	0	0	0	0	0	0	0	0	0	0	0		0	1	0	0	0	0	0	
	F	0	0	0	0	0	0	0	0	0	0	0	0	0	0	0	0	0		0	285	0	2	0	0	0
Numbers and Lottery	M																	0								
	F																	0								



ATLANTA POLICE DEPARTMENT  
AGE, SEX, AND RACE OF PERSONS ARRESTED  
16 YEARS OF AGE AND UNDER

MONTH JUNE

YEAR 2015

CLASSIFICATION OF OFFENSES	SEX	AGE						TOTAL	RACE				ETHNIC				
		09	1012	1314	15	16	White		Black	Native Amer.	Asian/Pacific	Whl. Hispanic	Blck Hispanic				
Murder/Nonnegligent Manslaughter	M				1		1										
	F						0				1						
Manslaughter by Negligence	M						0										
	F						0										
Forcible Rape	M			1			1										
	F						0				1						
Robbery	M		1	2	2	1	6										
	F						0				6						
Aggravated Assault	M			2		1	3										
	F				1		1				4						
Burglary- Breaking or Entering	M			1		1	2										
	F						0				2						
Larceny - Theft (except Motor Vehicle Theft)	M			6	2	4	12										
	F				1	1	2			1	13						
Motor Vehicle Theft	M			1	3	4	8										
	F					1	1				9						
Other Assaults	M			1	3		4										
	F		1		2	1	4				8						
Arson	M						0										
	F						0										
Forgery and Counterfeiting	M						0										
	F						0										
Fraud	M						0										
	F						0										
Embezzlement	M						0										
	F						0										
Stolen Property; Buying, Receiving, Possessing	M			2	2	1	5										
	F						0				5						
Vandalism	M						0										
	F			2			2				2						
Weapons	M						0										
	F						0										
Prostitution and Commercialized Vice	M						0										
	F						0										

ATLANTA POLICE DEPARTMENT  
 AGE, SEX, AND RACE OF PERSONS ARRESTED  
 16 YEARS OF AGE AND UNDER

MONTH JUNE

YEAR 2015

CLASSIFICATION OF OFFENSES	SEX	AGE						RACE					ETHNIC		
		10		13		16		TOTAL	White	Black	Native Amer.	Asian/Pacific	Whi. Hispanic	Blck Hispanic	
		9	12	14	15	16									
17 Sex Offenses (except Rape and Prostitution)	M						0								
	F						0								
18 Drug Abuse Violations Grand Total	M	0	0	0	0	0	0	2	0	0	0	0	0	0	
	F	0	0	0	0	0	0	2	0	0	0	0	0	0	
180 (1) Sale/Manufacturing Subtotal	M	0	0	0	0	0	0	0	0	0	0	0	0	0	
	F	0	0	0	0	0	0	0	0	0	0	0	0	0	
a Opium or Cocaine and their Derivatives	M						0								
	F						0								
b Marijuana	M						0								
	F						0								
c Synthetic Narcotics	M						0								
	F						0								
d Other Dangerous Non-Narcotic Drugs	M						0								
	F						0								
185 (2) Possession Subtotal	M	0	0	0	0	0	0	2	0	0	0	0	0	0	
	F	0	0	0	0	0	0	2	0	0	0	0	0	0	
e Opium or Cocaine and their Derivatives	M						0								
	F						0								
f Marijuana	M						0								
	F					2	2	2							
g Synthetic Narcotics	M						0								
	F						0								
h Other Dangerous Non-Narcotic Drugs	M						0								
	F						0								
19 Gambling Total	M	0	0	0	0	0	0	0	0	0	0	0	0	0	
	F	0	0	0	0	0	0	0	0	0	0	0	0	0	
a Bookmaking	M						0								
	F						0								
b Numbers and Lottery	M						0								
	F						0								
c All Other Gambling	M						0								
	F						0								
20 Offenses Against Family and Children	M						0								
	F						0								

ATLANTA POLICE DEPARTMENT  
AGE, SEX, AND RACE OF PERSONS ARRESTED  
16 YEARS OF AGE AND UNDER

MONTH JUNE

YEAR 2015

CLASSIFICATION OF OFFENSES	SEX	AGE						RACE				ETHNIC								
		0 9		10 12		13 14		15		16		TOTAL		White	Black	Native Amer.	Asian/Pacific	Whi. Hispanic	Blk Hispanic	
Driving Under the Influence	M																			
	F																			
Liquor Laws	M					1														
	F																			
Drunkenness	M																			
	F																			
Disorderly Conduct	M					1														
	F																			
Vagrancy	M																			
	F																			
All Other Offenses (except Traffic)	M																			
	F																			
Suspicion	M																			
	F																			
Curfew and Loitering	M																			
	F																			
Run-Aways	M																			
	F																			
<b>Total</b>		0	2	28	25	21	76	4	72	0	0	0	0							

JUNE 2015

Month and Year of Report

GAAPD 0000

Agency Identifier

JULY 15, 2015

Date

Prepared By Nash J. Kooze LIEUTENANT

ATLANTA POLICE DEPARTMENT - GEORGIA

Agency and State

*[Signature]* CHIEF  
Chief, Commissioner, Sheriff, or Superintendent



**UNIFORM CRIME REPORTING**

**LAW ENFORCEMENT  
OPERATIONS  
&  
MANAGEMENT**

**CRIME AREA COMPARISON**

**SUPPORT SERVICES DIVISION  
Information Services Section**

**JUNE 2015  
JUNE 2014**



**2015  
JUNE HOMICIDE COMPARISON  
BY RACE, SEX, AND ETHNIC ORIGIN**

	VICTIM	PERPETRATOR
B/M	6	2
W/M	0	0
HB/M	0	0
HW/M	0	0
A/M	0	0
<b>TOTAL MALES</b>	<b>6</b>	<b>2</b>
B/F	0	0
W/F	0	0
HB/F	0	0
HW/F	0	0
A/F	0	0
<b>TOTAL FEMALES</b>	<b>0</b>	<b>0</b>
<b>TOTAL</b>	<b>6</b>	<b>2</b>

	VICTIM %	PERPETRATOR %
B/M	100%	100%
W/M	0%	0%
HB/M	0%	0%
HW/M	0%	0%
A/M	0%	0%

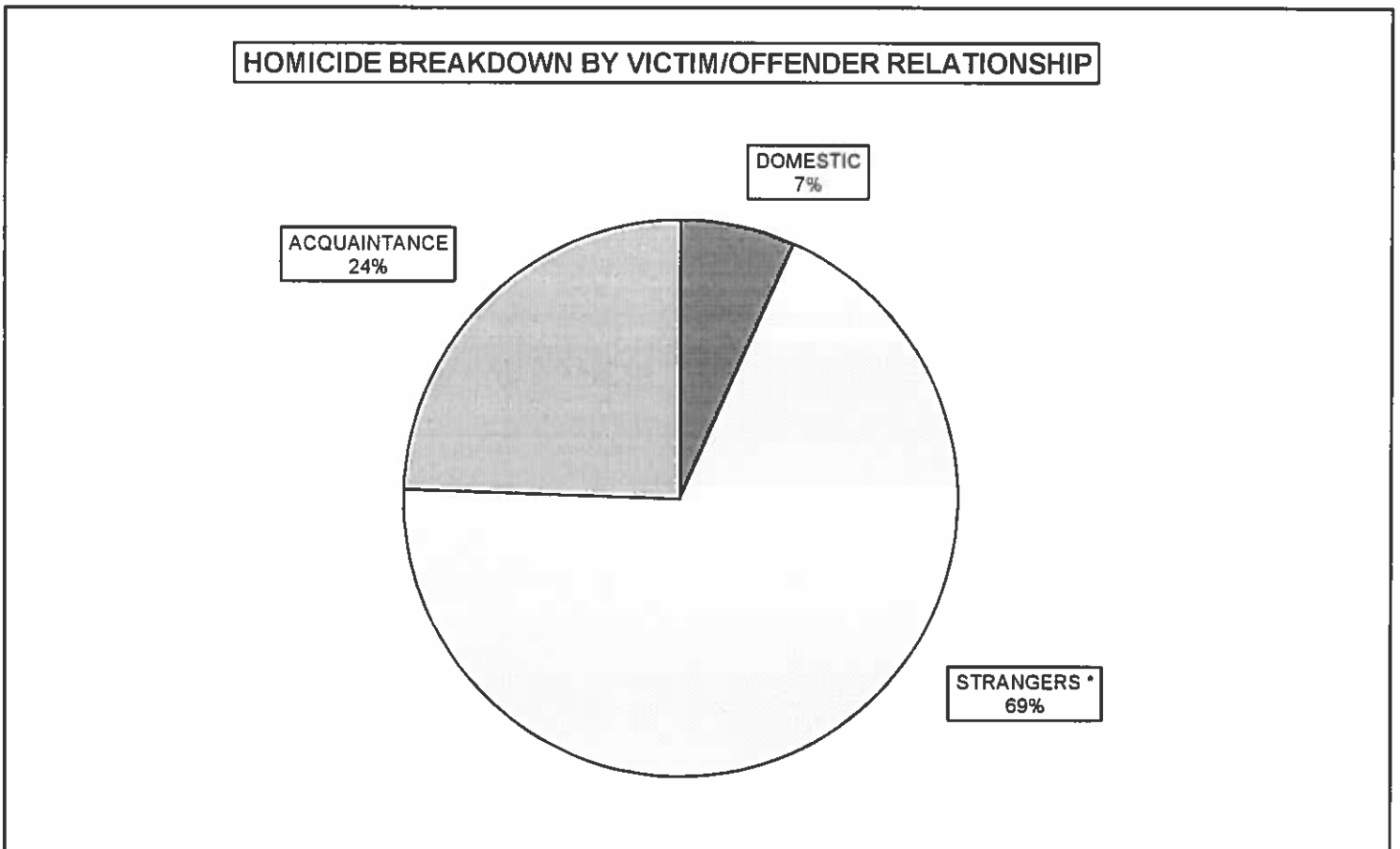
B/F	0%	0%
W/F	0%	0%
HB/F	0%	0%
HW/F	0%	0%
A/F	0%	0%

**PERPETRATOR UNKNOWN FOR 4 HOMICIDES**



**2015  
HOMICIDE BREAKDOWN  
YEAR TO DATE**

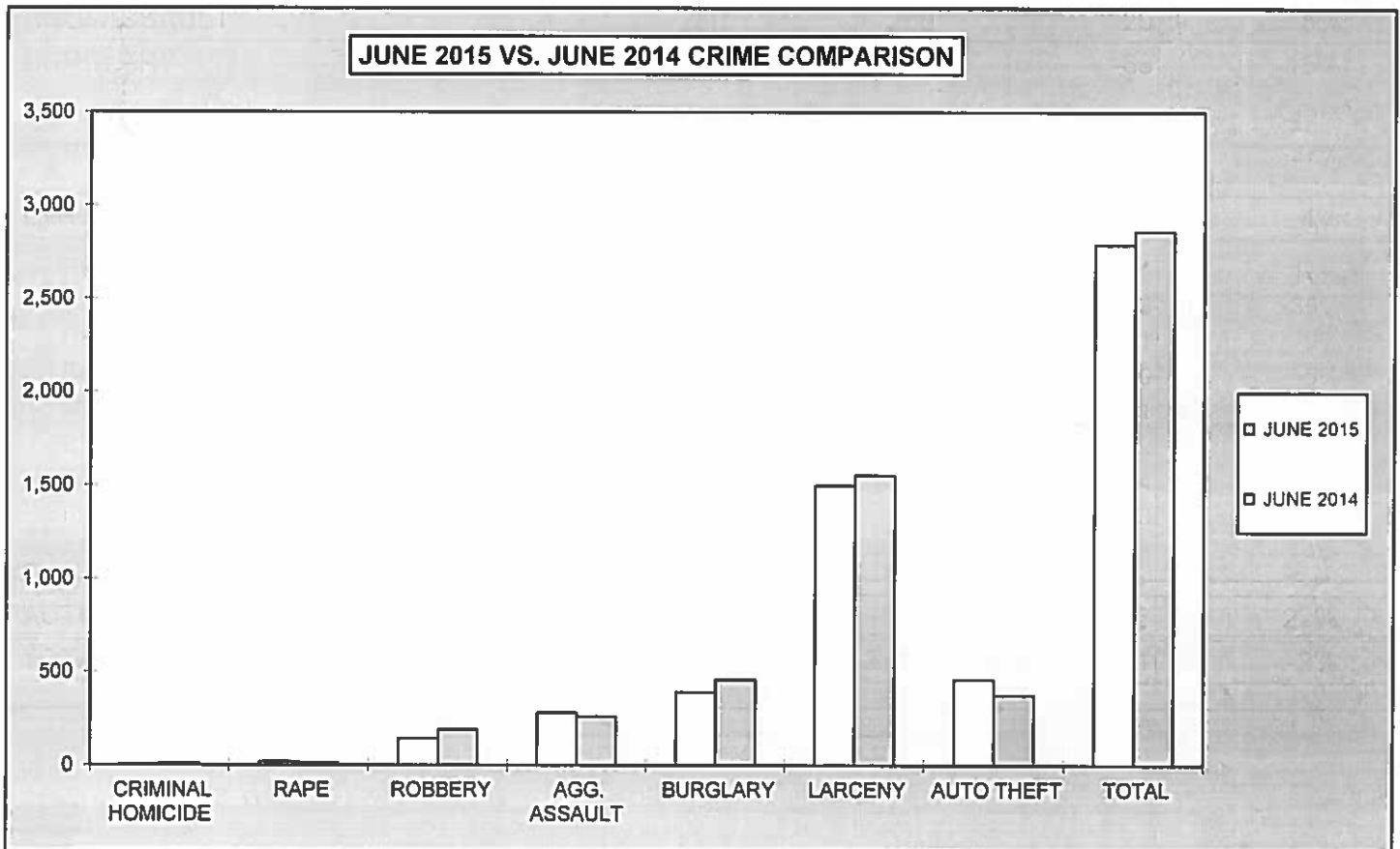
JUNE							
MONTH	ACTUAL	DOMESTIC	%	STRANGERS *	%	ACQUAINTANCE	%
JANUARY	6	1	17%	2	33%	3	50%
FEBRUARY	9	0	0%	8	89%	1	11%
MARCH	5	0	0%	5	100%	0	0%
APRIL	9	0	0%	6	67%	3	33%
MAY	10	2	20%	6	60%	2	20%
JUNE	6	0	0%	4	67%	2	33%
JULY							
AUGUST							
SEPTEMBER							
OCTOBER							
NOVEMBER							
DECEMBER							
<b>TOTAL</b>	<b>45</b>	<b>3</b>	<b>7%</b>	<b>31</b>	<b>69%</b>	<b>11</b>	<b>24%</b>



\* UNKNOWN INCLUDED IN WITH STRANGERS

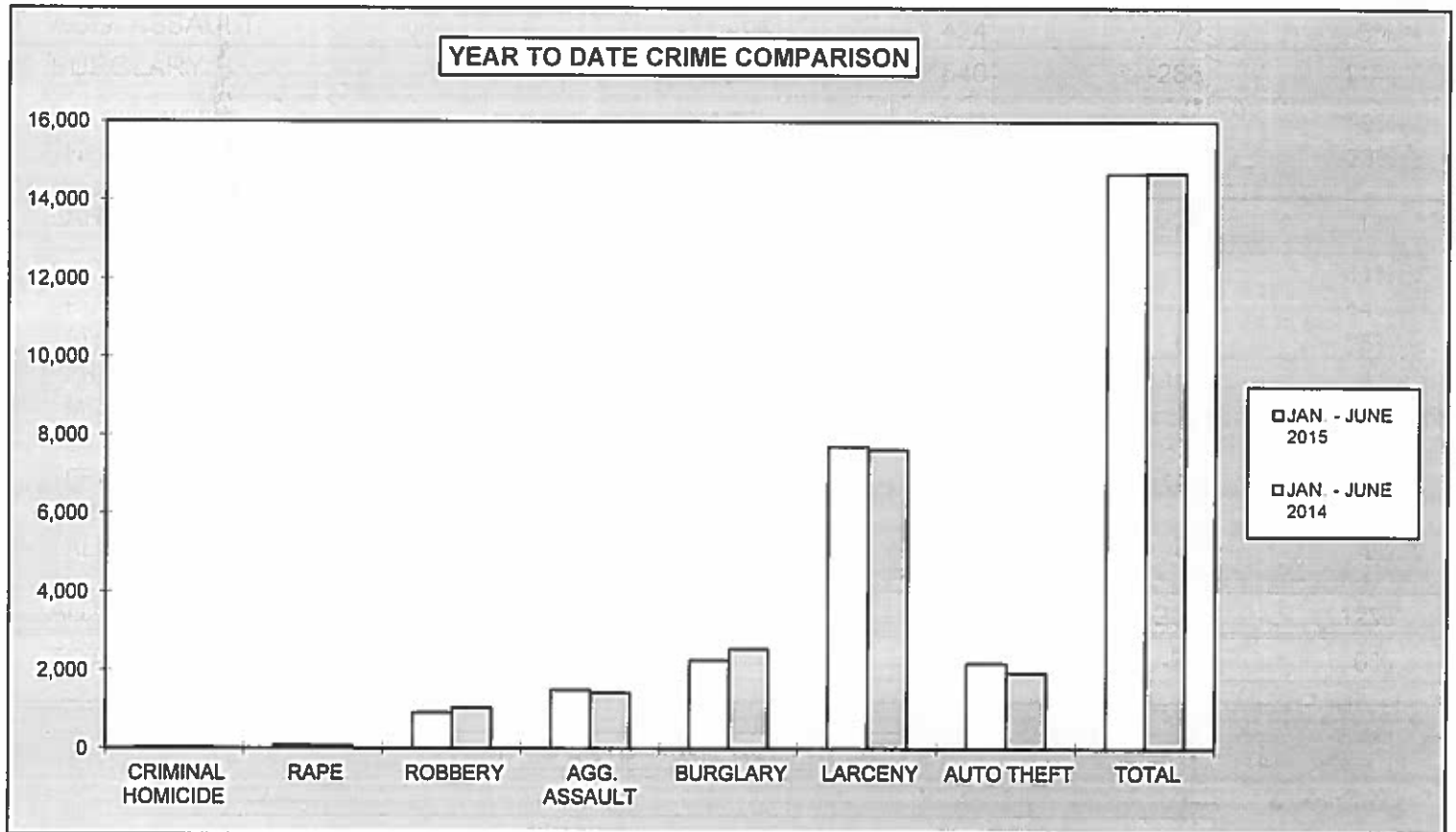
**2015  
MONTHLY CRIME COMPARISON**

CRIME	JUNE 2015	JUNE 2014	# DIFFERENCE	% DIFFERENCE
CRIMINAL HOMICIDE	6	12	-6	-50%
RAPE	17	12	5	42%
ROBBERY	141	190	-49	-26%
AGG. ASSAULT	280	260	20	8%
BURGLARY	389	457	-68	-15%
RESIDENCE	322	365	-43	-12%
NON-RESIDENCE	67	92	-25	-27%
LARCENY	1,499	1,555	-56	-4%
POCKETPICKING	7	6	1	17%
PURSE SNATCHING	24	37	-13	-35%
SHOPLIFTING	208	229	-21	-9%
FROM MOTOR VEHICLES	782	822	-40	-5%
MOTOR VEH. PARTS/ACCESSORIES	91	102	-11	-11%
BICYCLES	43	24	19	79%
FROM BUILDINGS	141	127	14	11%
FROM COIN OPERATED MACHINES	3	0	3	100%
ALL OTHER	200	208	-8	-4%
AUTO THEFT	458	375	83	22%
<b>TOTAL</b>	<b>2,790</b>	<b>2,861</b>	<b>-71</b>	<b>-2%</b>



**2015  
YEAR TO DATE CRIME COMPARISON**

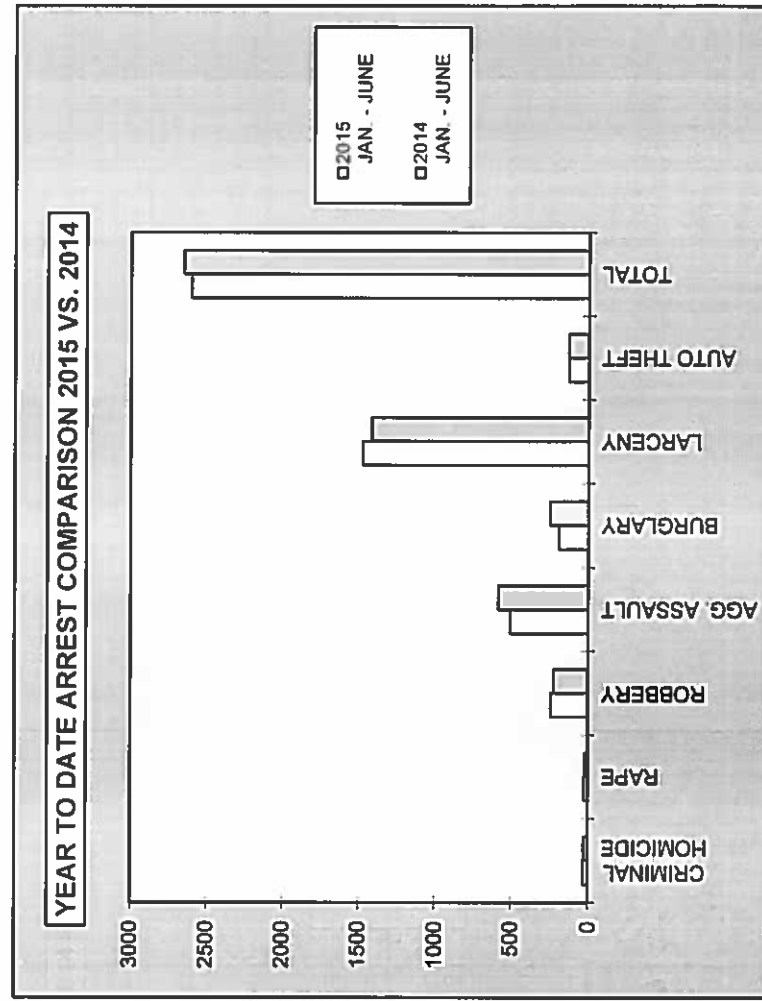
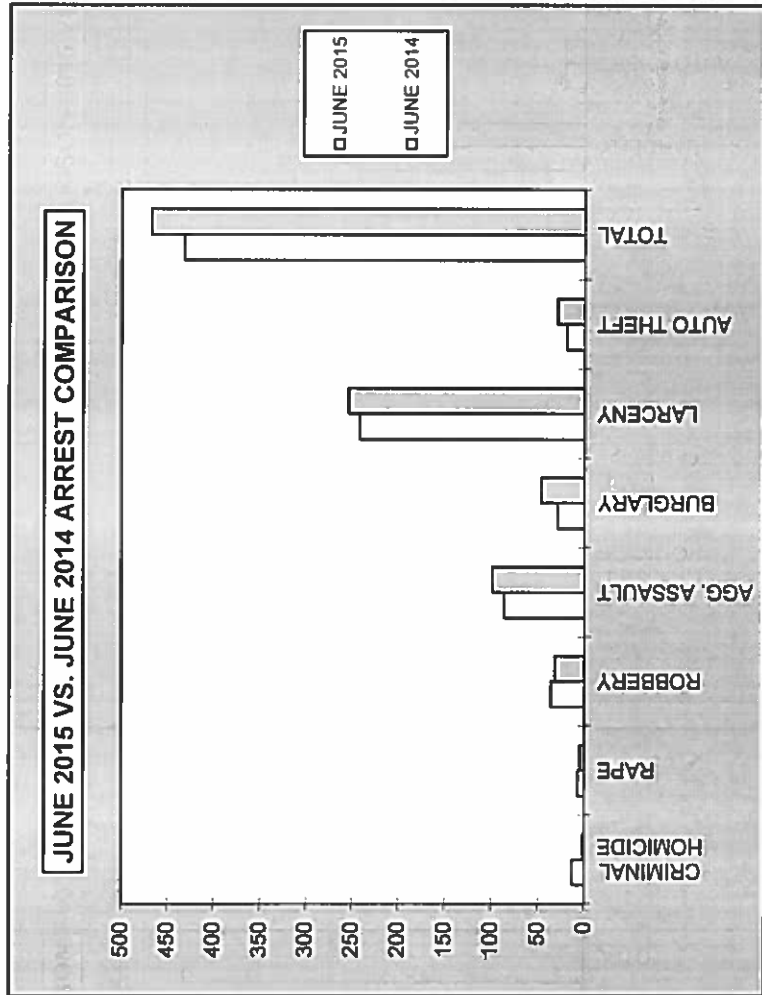
<b>FIRST 6 MONTHS</b>				
<b>CRIME</b>	<b>JAN. - JUNE 2015</b>	<b>JAN. - JUNE 2014</b>	<b># DIFFERENCE</b>	<b>% DIFFERENCE</b>
CRIMINAL HOMICIDE	45	39	6	15%
RAPE	83	74	9	12%
ROBBERY	905	1,043	-138	-13%
AGG. ASSAULT	1,496	1,424	72	5%
BURGLARY	2,258	2,546	-288	-11%
RESIDENCE	1,901	2,083	-182	-9%
NON-RESIDENCE	357	463	-106	-23%
LARCENY	7,703	7,628	75	1%
POCKETPICKING	34	38	-4	-11%
PURSE SNATCHING	131	153	-22	-14%
SHOPLIFTING	1,382	1,313	69	5%
FROM MOTOR VEHICLES	3,859	3,704	155	4%
MOTOR VEH. PARTS/ACCESSORIES	480	496	-16	-3%
BICYCLES	114	124	-10	-8%
FROM BUILDINGS	689	830	-141	-17%
FROM COIN OPERATED MACHINES	12	11	1	9%
ALL OTHER	1,002	959	43	4%
AUTO THEFT	2,184	1,945	239	12%
<b>TOTAL</b>	<b>14,674</b>	<b>14,699</b>	<b>-25</b>	<b>0%</b>



**2015  
ARREST COMPARISON**

JUNE ARREST COMPARISON					
CRIME	JUNE 2015	JUNE 2014	# DIFFERENCE	% DIFFERENCE	
CRIMINAL HOMICIDE	13	2	11	550%	
RAPE	7	5	2	40%	
ROBBERY	36	32	4	13%	
AGG. ASSAULT	86	99	-13	-13%	
BURGLARY	29	47	-18	-38%	
LARCENY	242	254	-12	-5%	
AUTO THEFT	19	29	-10	-34%	
<b>TOTAL</b>	<b>432</b>	<b>468</b>	<b>-36</b>	<b>-8%</b>	

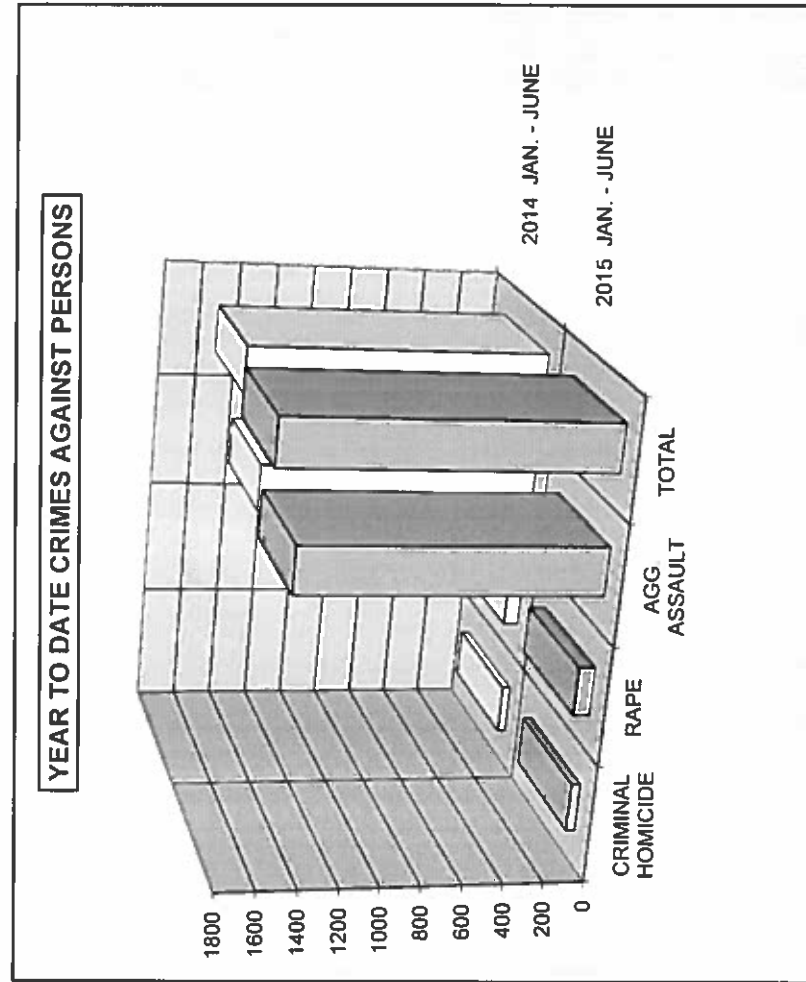
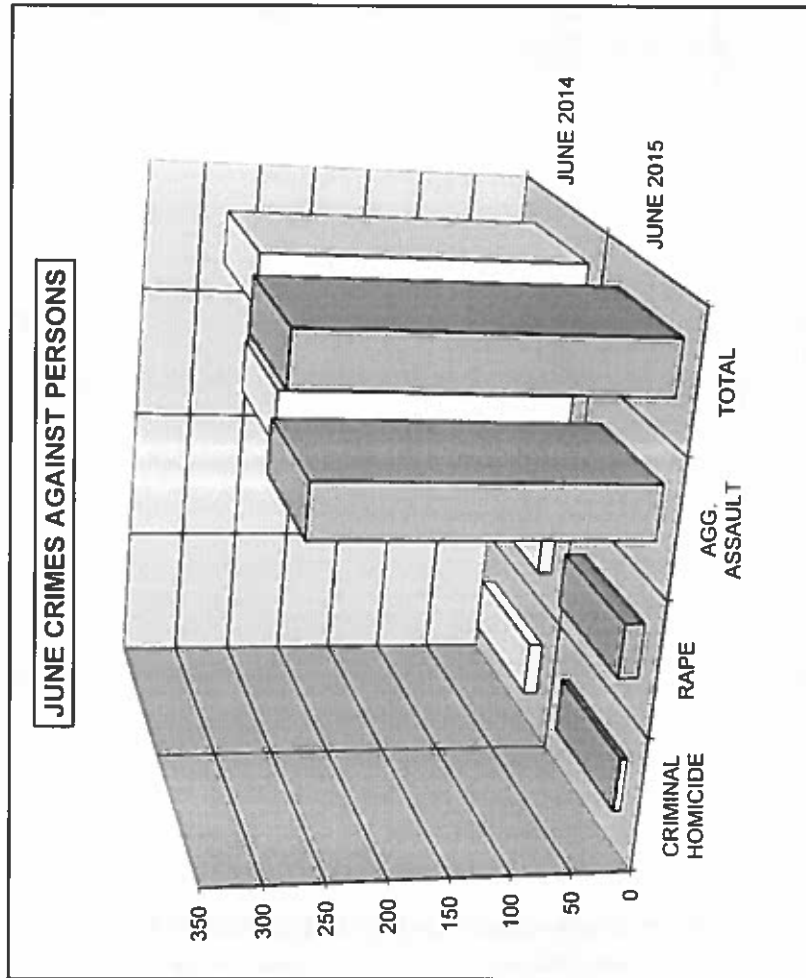
FIRST 6 MONTHS ARREST COMPARISON					
CRIME	2015 JAN. - JUNE	2014 JAN. - JUNE	# DIFFERENCE	% DIFFERENCE	
CRIMINAL HOMICIDE	33	29	4	14%	
RAPE	26	22	4	18%	
ROBBERY	242	223	19	9%	
AGG. ASSAULT	507	585	-78	-13%	
BURGLARY	190	248	-58	-23%	
LARCENY	1,474	1,414	60	4%	
AUTO THEFT	128	131	-3	-2%	
<b>TOTAL</b>	<b>2,600</b>	<b>2,652</b>	<b>-52</b>	<b>-2%</b>	



**2015  
CRIME COMPARISON  
CRIMES AGAINST PERSONS**

FIRST 6 MONTHS				
CRIME	2015 JAN - JUNE	2014 JAN - JUNE	# DIFFERENCE	% DIFFERENCE
CRIMINAL HOMICIDE	45	39	6	15%
RAPE	83	74	9	12%
AGG. ASSAULT	1,496	1,424	72	5%
<b>TOTAL</b>	<b>1,624</b>	<b>1,537</b>	<b>87</b>	<b>6%</b>

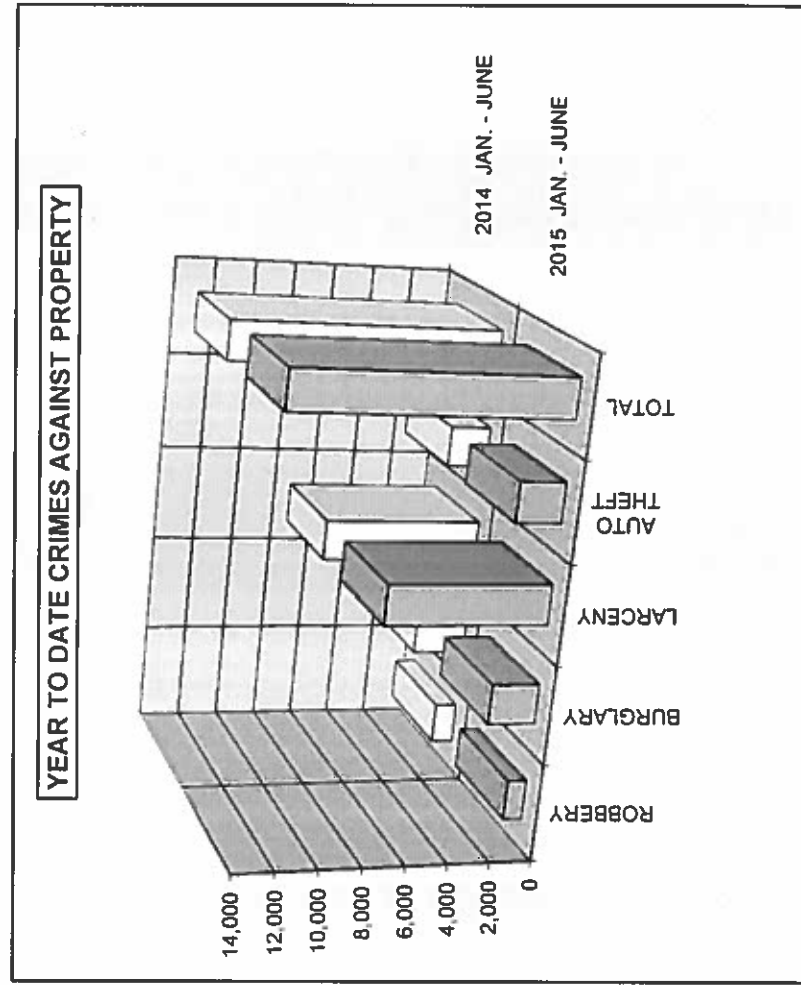
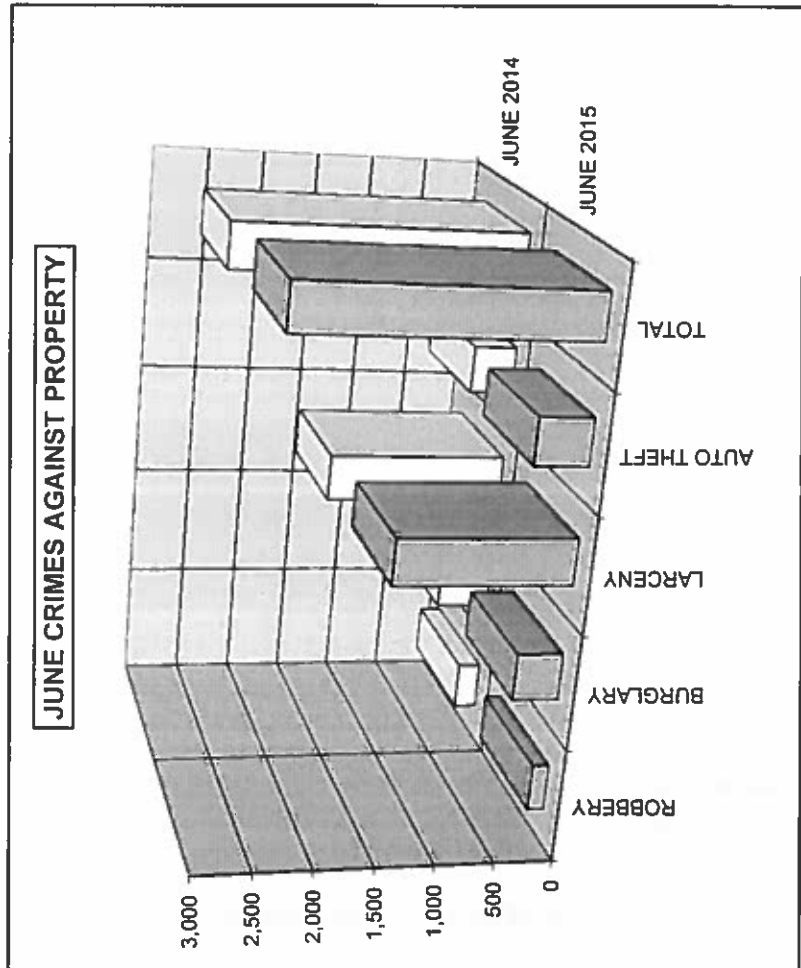
JUNE				
CRIME	JUNE 2015	JUNE 2014	# DIFFERENCE	% DIFFERENCE
CRIMINAL HOMICIDE	6	12	-6	-50%
RAPE	17	12	5	42%
AGG. ASSAULT	280	260	20	8%
<b>TOTAL</b>	<b>303</b>	<b>284</b>	<b>19</b>	<b>7%</b>



**2015  
CRIME COMPARISON  
CRIMES AGAINST PROPERTY**

JUNE				
CRIME	JUNE 2015	JUNE 2014	# DIFFERENCE	% DIFFERENCE
ROBBERY	141	190	-49	-26%
BURGLARY	389	457	-68	-15%
LARCENY	1,499	1,555	-56	-4%
AUTO THEFT	458	375	83	22%
<b>TOTAL</b>	<b>2,487</b>	<b>2,577</b>	<b>-90</b>	<b>-3%</b>

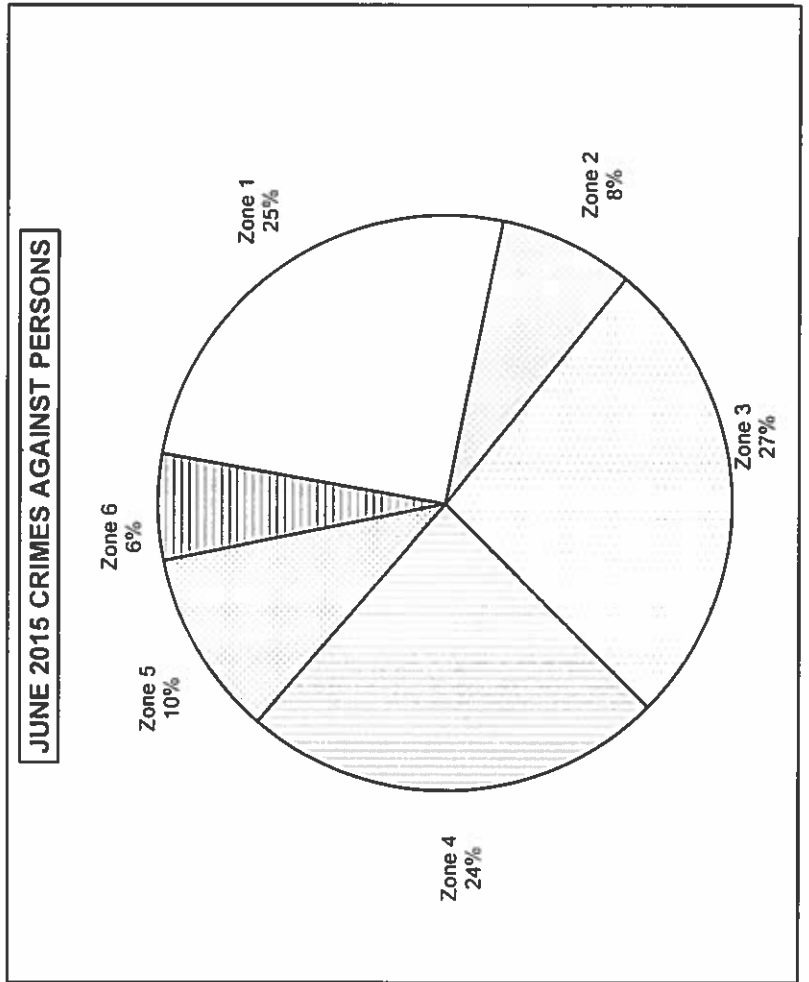
FIRST 6 MONTHS				
CRIME	2015 JAN - JUNE	2014 JAN - JUNE	# DIFFERENCE	% DIFFERENCE
ROBBERY	905	1,043	-138	-13%
BURGLARY	2,258	2,546	-288	-11%
LARCENY	7,703	7,628	75	1%
AUTO THEFT	2,184	1,945	239	12%
<b>TOTAL</b>	<b>13,050</b>	<b>13,162</b>	<b>-112</b>	<b>-1%</b>



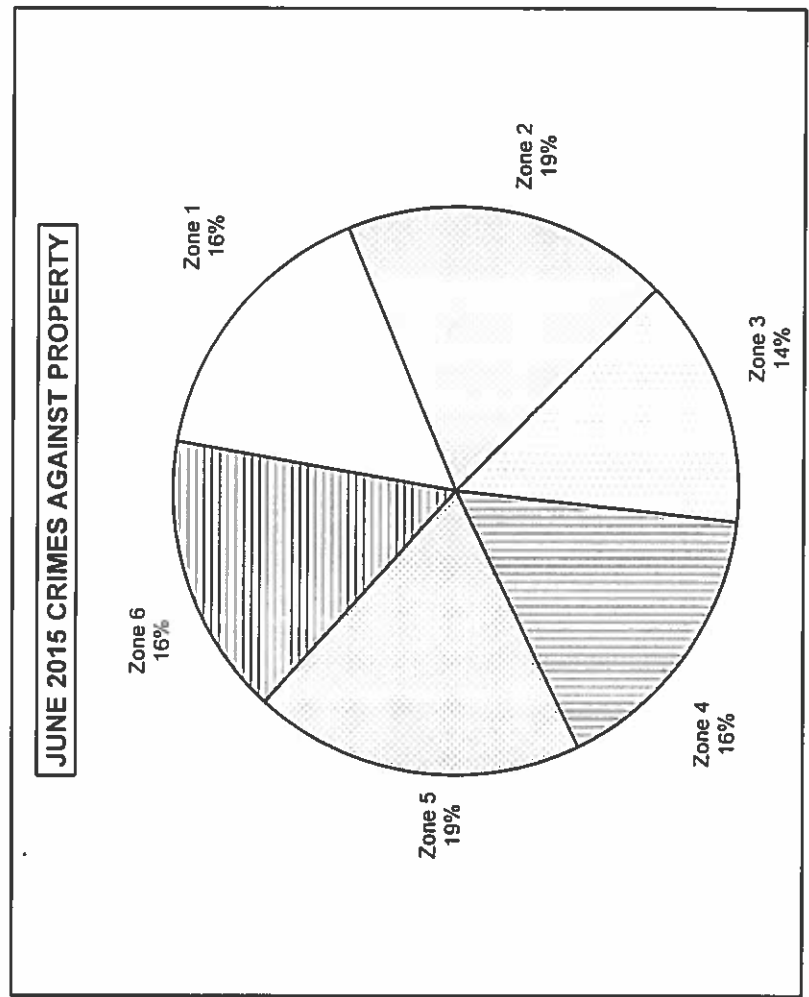


2015  
AREA BREAKDOWN  
CRIMES AGAINST PERSONS AND PROPERTY

JUNE 2015 CRIMES AGAINST PERSONS BY ZONE						
CRIME	Zone 1	Zone 2	Zone 3	Zone 4	Zone 5	Zone 6
CRIMINAL HOMICIDE	3	0	0	1	1	1
RAPE	3	4	3	2	5	0
AGG. ASSAULT	71	19	78	69	26	17
<b>TOTAL CRIMES AGAINST PERSONS</b>	<b>77</b>	<b>23</b>	<b>81</b>	<b>72</b>	<b>32</b>	<b>18</b>

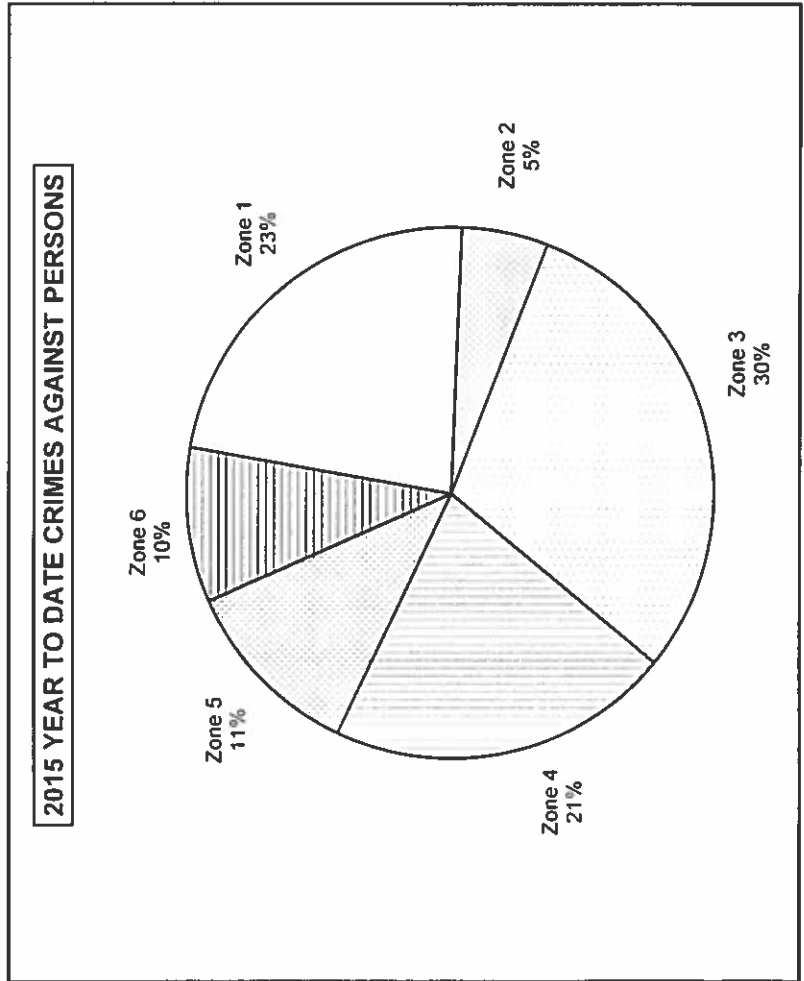


JUNE 2015 CRIMES AGAINST PROPERTY BY ZONE						
CRIME	Zone 1	Zone 2	Zone 3	Zone 4	Zone 5	Zone 6
ROBBERY	20	9	31	20	35	26
BURGLARY	87	66	71	84	27	54
LARCENY	204	326	150	205	354	260
AUTO THEFT	87	64	102	92	53	60
<b>TOTAL CRIMES AGAINST PROPERTY</b>	<b>398</b>	<b>465</b>	<b>354</b>	<b>401</b>	<b>469</b>	<b>400</b>

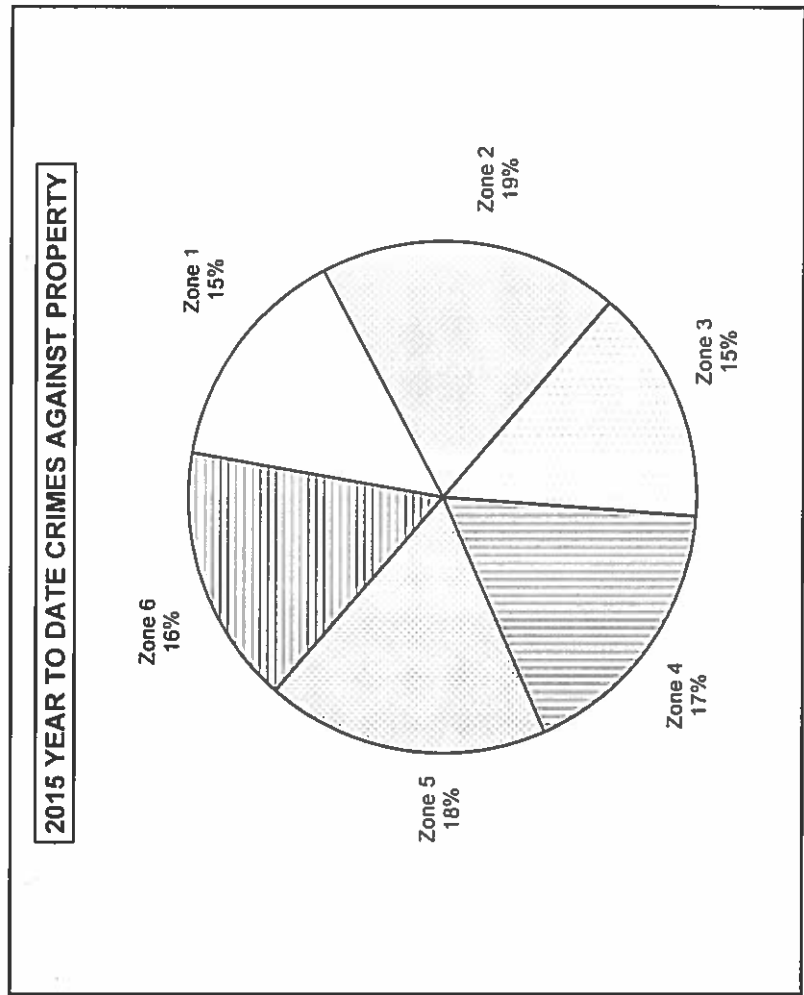


**2015  
YEAR TO DATE AREA BREAKDOWN  
CRIMES AGAINST PERSONS AND PROPERTY**

<b>FIRST 6 MONTHS 2015 CRIMES AGAINST PERSONS BY ZONE</b>						
CRIME	Zone 1	Zone 2	Zone 3	Zone 4	Zone 5	Zone 6
CRIMINAL HOMICIDE	16	1	9	10	2	7
RAPE	18	11	16	8	23	7
AGG. ASSAULT	337	73	465	323	159	139
<b>TOTAL CRIMES AGAINST PERSONS</b>	<b>371</b>	<b>85</b>	<b>490</b>	<b>341</b>	<b>184</b>	<b>153</b>

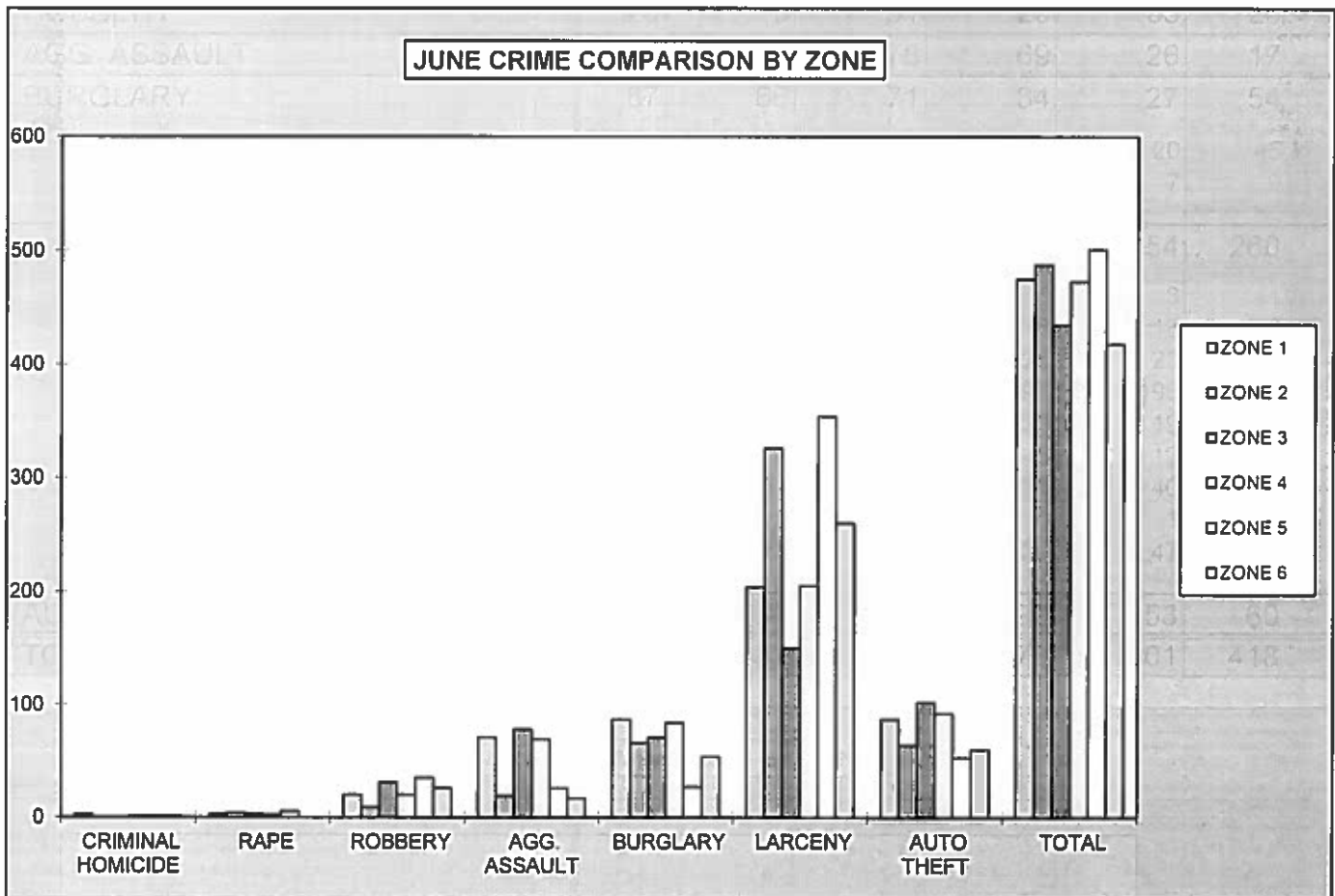


<b>FIRST 6 MONTHS 2015 CRIMES AGAINST PROPERTY BY ZONE</b>						
CRIME	Zone 1	Zone 2	Zone 3	Zone 4	Zone 5	Zone 6
ROBBERY	175	98	191	180	142	119
BURGLARY	426	368	468	528	132	336
LARCENY	924	1,792	807	1,067	1,808	1,305
AUTO THEFT	362	228	476	485	249	384
<b>TOTAL CRIMES AGAINST PROPERTY</b>	<b>1,887</b>	<b>2,486</b>	<b>1,942</b>	<b>2,260</b>	<b>2,331</b>	<b>2,144</b>



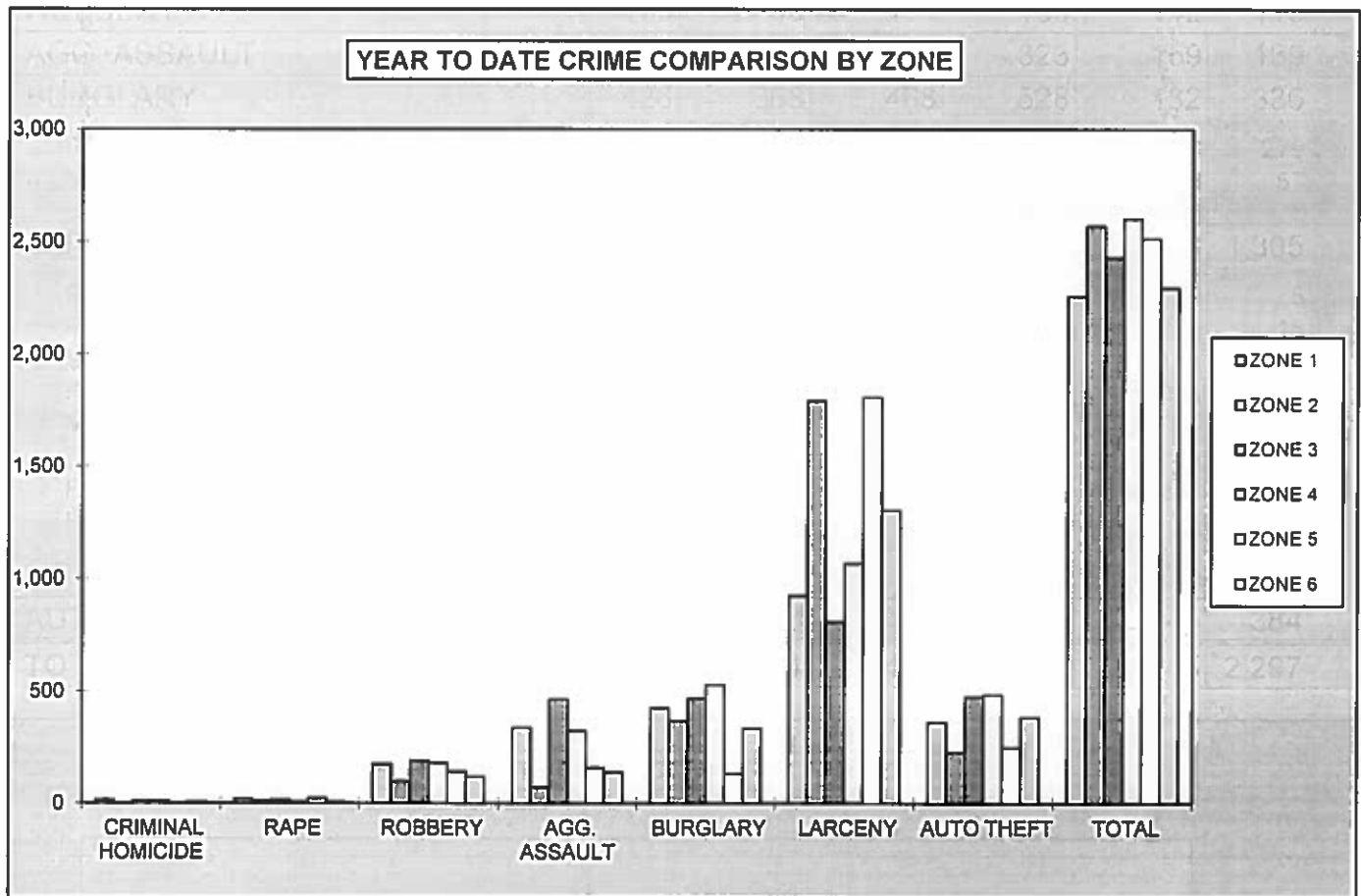
**2015  
AREA BREAKDOWN**

<b>JUNE CRIME COMPARISON BY ZONE</b>						
<b>CRIME</b>	<b>ZONE 1</b>	<b>ZONE 2</b>	<b>ZONE 3</b>	<b>ZONE 4</b>	<b>ZONE 5</b>	<b>ZONE 6</b>
CRIMINAL HOMICIDE	3	0	0	1	1	1
RAPE	3	4	3	2	5	0
ROBBERY	20	9	31	20	35	26
AGG. ASSAULT	71	19	78	69	26	17
BURGLARY	87	66	71	84	27	54
RESIDENCE	74	48	58	77	20	45
NON-RESIDENCE	13	18	13	7	7	9
<b>LARCENY</b>	<b>204</b>	<b>326</b>	<b>150</b>	<b>205</b>	<b>354</b>	<b>260</b>
POCKETPICKING	1	2	0	0	3	1
PURSE SNATCHING	0	3	2	6	13	0
SHOPLIFTING	36	77	13	25	23	34
FROM MOTOR VEHICLES	97	166	65	97	196	161
MOTOR VEH. PARTS/ACCESSORIES	16	13	13	22	19	8
BICYCLES	4	10	1	5	12	11
FROM BUILDINGS	14	27	18	21	40	21
FROM COIN OPERATED MACHINES	0	0	0	0	1	2
ALL OTHER	36	28	38	29	47	22
<b>AUTO THEFT</b>	<b>87</b>	<b>64</b>	<b>102</b>	<b>92</b>	<b>53</b>	<b>60</b>
<b>TOTAL</b>	<b>475</b>	<b>488</b>	<b>435</b>	<b>473</b>	<b>501</b>	<b>418</b>



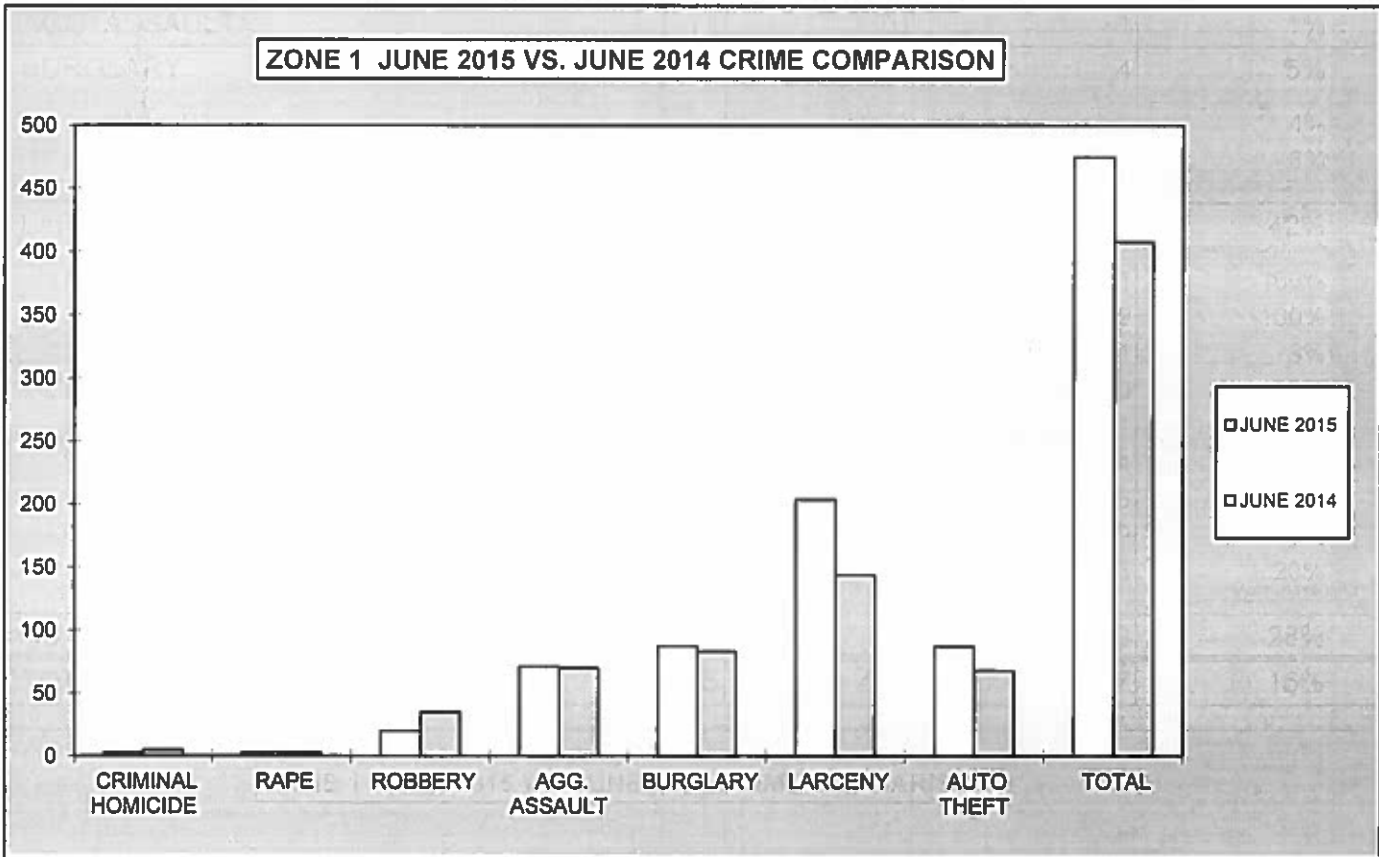
**2015  
YEAR TO DATE AREA BREAKDOWN**

<b>FIRST 6 MONTHS CRIME COMPARISON BY ZONE</b>						
<b>CRIME</b>	<b>ZONE 1</b>	<b>ZONE 2</b>	<b>ZONE 3</b>	<b>ZONE 4</b>	<b>ZONE 5</b>	<b>ZONE 6</b>
CRIMINAL HOMICIDE	16	1	9	10	2	7
RAPE	18	11	16	8	23	7
ROBBERY	175	98	191	180	142	119
AGG. ASSAULT	337	73	465	323	159	139
BURGLARY	426	368	468	528	132	336
RESIDENCE	372	279	405	472	94	279
NON-RESIDENCE	54	89	63	56	38	57
<b>LARCENY</b>	<b>924</b>	<b>1,792</b>	<b>807</b>	<b>1,067</b>	<b>1,808</b>	<b>1,305</b>
POCKETPICKING	2	10	2	3	12	5
PURSE SNATCHING	21	10	15	25	45	15
SHOPLIFTING	222	525	86	189	154	206
FROM MOTOR VEHICLES	365	811	364	475	1,094	750
MOTOR VEH. PARTS/ACCESSORIES	83	69	87	112	70	59
BICYCLES	7	13	8	11	43	32
FROM BUILDINGS	75	171	64	74	206	99
FROM COIN OPERATED MACHINES	1	1	5	1	2	2
ALL OTHER	148	182	176	177	182	137
AUTO THEFT	362	228	476	485	249	384
<b>TOTAL</b>	<b>2,258</b>	<b>2,571</b>	<b>2,432</b>	<b>2,601</b>	<b>2,515</b>	<b>2,297</b>



**2015  
MONTHLY CRIME COMPARISON**

<b>ZONE 1</b>				
<b>CRIME</b>	<b>JUNE 2015</b>	<b>JUNE 2014</b>	<b># DIFFERENCE</b>	<b>% DIFFERENCE</b>
CRIMINAL HOMICIDE	3	5	-2	-40%
RAPE	3	3	0	0%
ROBBERY	20	35	-15	-43%
AGG. ASSAULT	71	70	1	1%
BURGLARY	87	83	4	5%
RESIDENCE	74	71	3	4%
NON-RESIDENCE	13	12	1	8%
LARCENY	204	144	60	42%
POCKETPICKING	1	0	1	100%
PURSE SNATCHING	0	9	-9	-100%
SHOPLIFTING	36	35	1	3%
FROM MOTOR VEHICLES	97	47	50	106%
MOTOR VEH. PARTS/ACCESSORIES	16	15	1	7%
BICYCLES	4	0	4	100%
FROM BUILDINGS	14	8	6	75%
FROM COIN OPERATED MACHINES	0	0	0	0%
ALL OTHER	36	30	6	20%
AUTO THEFT	87	68	19	28%
<b>TOTAL</b>	<b>475</b>	<b>408</b>	<b>67</b>	<b>16%</b>

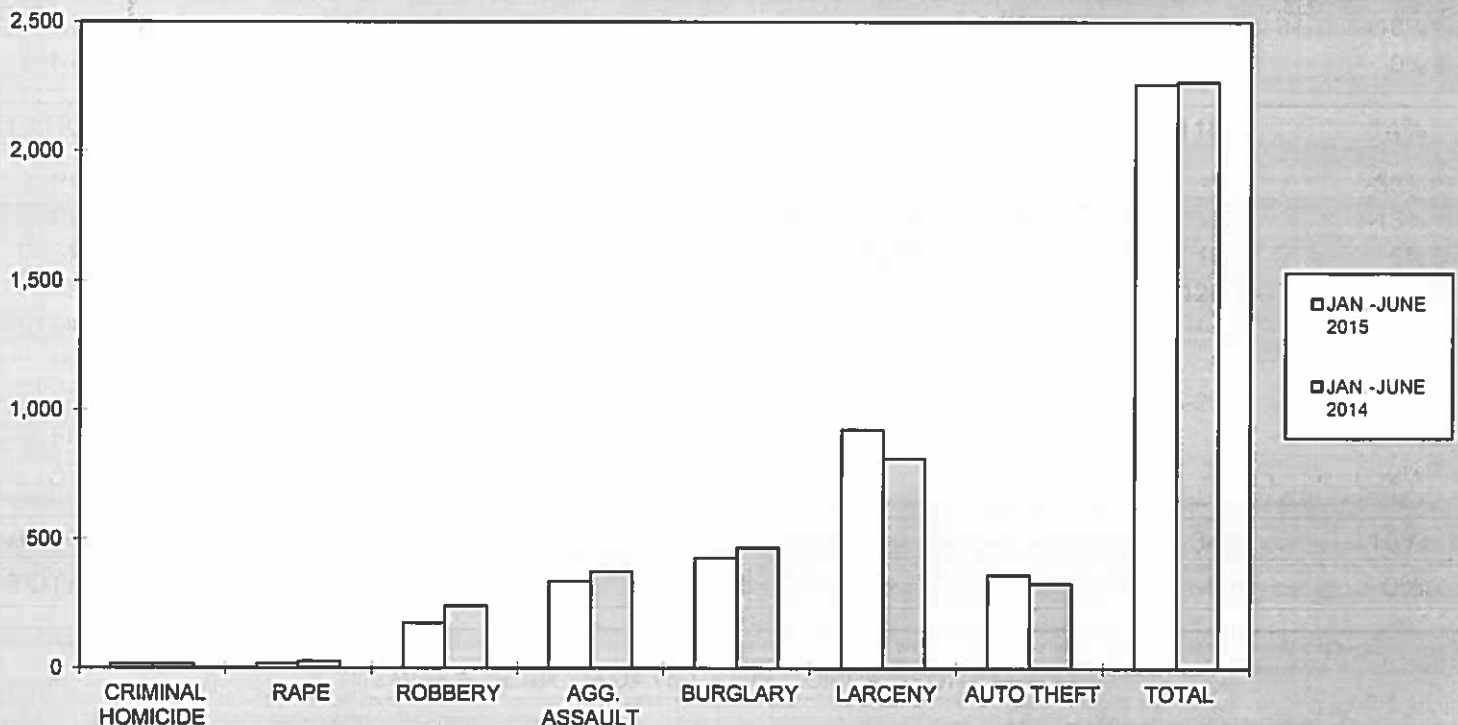


**2015  
YEAR TO DATE CRIME COMPARISON**

**ZONE 1**

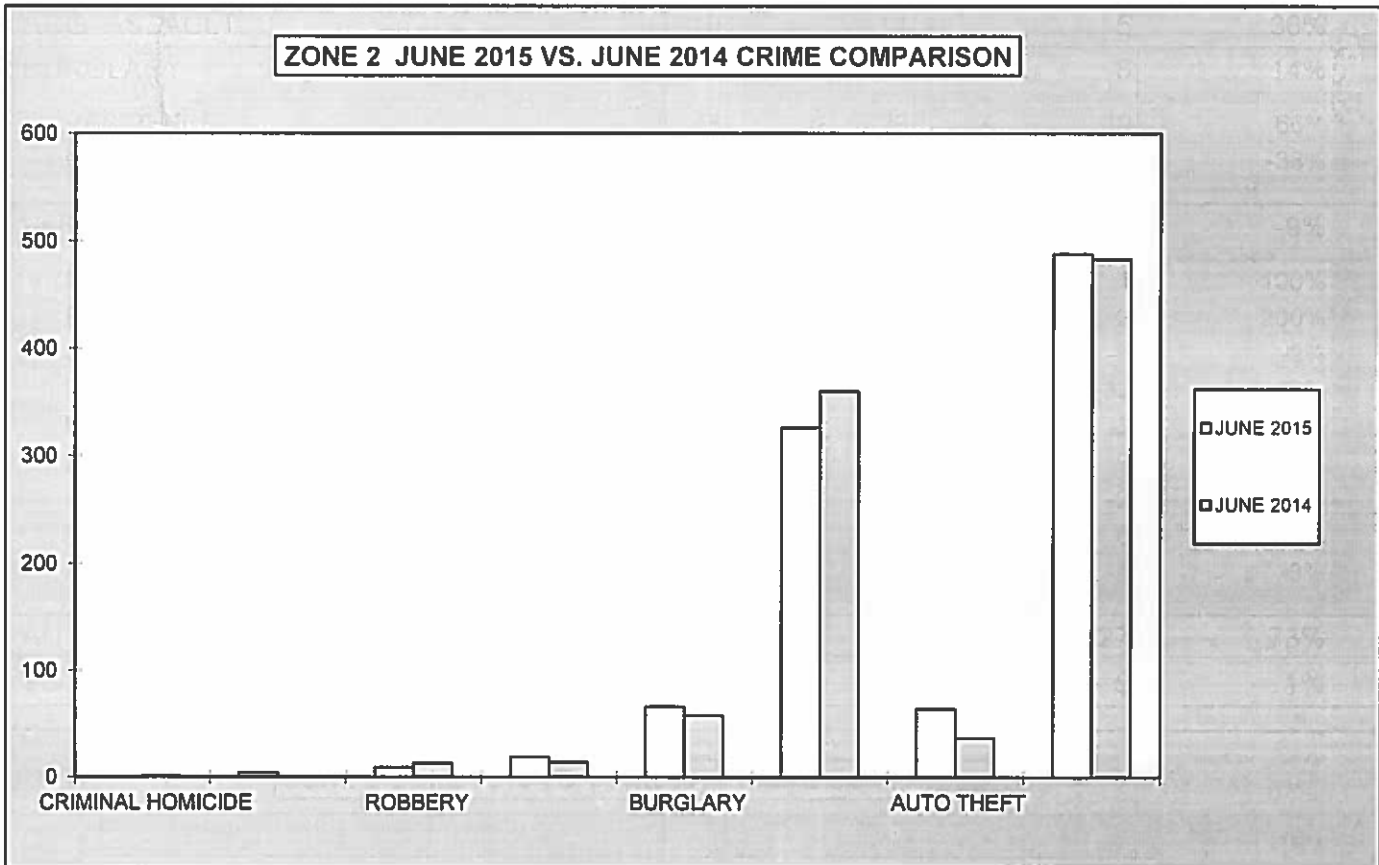
CRIME	JAN.-JUNE 2015	JAN.-JUNE 2014	# DIFFERENCE	% DIFFERENCE
CRIMINAL HOMICIDE	16	16	0	0%
RAPE	18	26	-8	-31%
ROBBERY	175	242	-67	-28%
AGG. ASSAULT	337	374	-37	-10%
BURGLARY	426	467	-41	-9%
RESIDENCE	372	413	-41	-10%
NON-RESIDENCE	54	54	0	0%
LARCENY	924	814	110	14%
POCKETPICKING	2	3	-1	-33%
PURSE SNATCHING	21	24	-3	-13%
SHOPLIFTING	222	212	10	5%
FROM MOTOR VEHICLES	365	237	128	54%
MOTOR VEH. PARTS/ACCESSORIES	83	79	4	5%
BICYCLES	7	2	5	250%
FROM BUILDINGS	75	104	-29	-28%
FROM COIN OPERATED MACHINES	1	2	-1	-50%
ALL OTHER	148	151	-3	-2%
AUTO THEFT	362	328	34	10%
<b>TOTAL</b>	<b>2,258</b>	<b>2,267</b>	<b>-9</b>	<b>0%</b>

**ZONE 1 YEAR TO DATE CRIME COMPARISON**



**2015  
MONTHLY CRIME COMPARISON**

<b>ZONE 2</b>				
<b>CRIME</b>	<b>JUNE 2015</b>	<b>JUNE 2014</b>	<b># DIFFERENCE</b>	<b>% DIFFERENCE</b>
CRIMINAL HOMICIDE	0	1	-1	-100%
RAPE	4	0	4	100%
ROBBERY	9	13	-4	-31%
AGG. ASSAULT	19	14	5	36%
BURGLARY	66	58	8	14%
RESIDENCE	48	29	19	66%
NON-RESIDENCE	18	29	-11	-38%
LARCENY	326	360	-34	-9%
POCKETPICKING	2	1	1	100%
PURSE SNATCHING	3	1	2	200%
SHOPLIFTING	77	85	-8	-9%
FROM MOTOR VEHICLES	166	198	-32	-16%
MOTOR VEH. PARTS/ACCESSORIES	13	16	-3	-19%
BICYCLES	10	1	9	900%
FROM BUILDINGS	27	29	-2	-7%
FROM COIN OPERATED MACHINES	0	0	0	0%
ALL OTHER	28	29	-1	-3%
AUTO THEFT	64	37	27	73%
<b>TOTAL</b>	<b>488</b>	<b>483</b>	<b>5</b>	<b>1%</b>

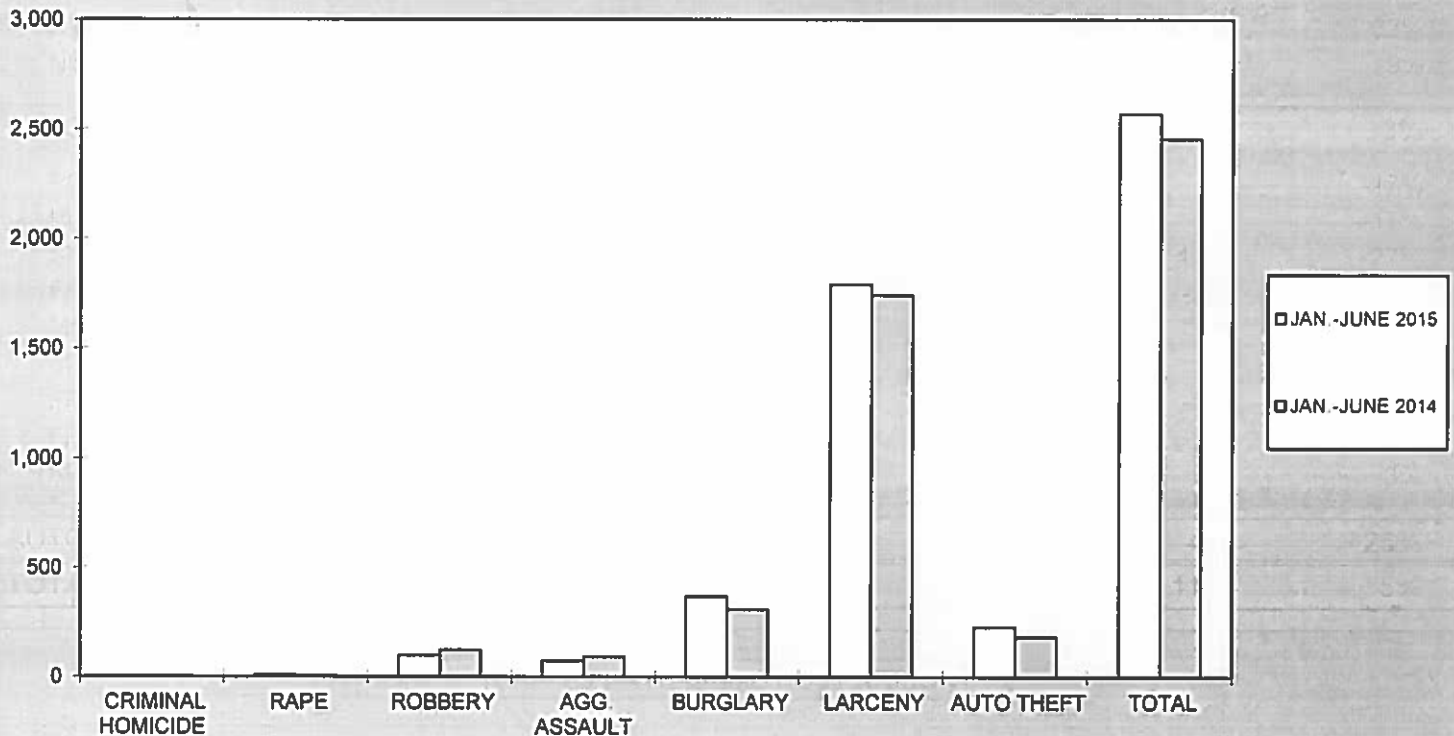


**2015  
YEAR TO DATE CRIME COMPARISON**

**ZONE 2**

CRIME	JAN.-JUNE 2015	JAN.-JUNE 2014	# DIFFERENCE	% DIFFERENCE
CRIMINAL HOMICIDE	1	3	-2	-67%
RAPE	11	7	4	57%
ROBBERY	98	122	-24	-20%
AGG. ASSAULT	73	91	-18	-20%
BURGLARY	368	309	59	19%
RESIDENCE	279	211	68	32%
NON-RESIDENCE	89	98	-9	-9%
LARCENY	1,792	1,743	49	3%
POCKETPICKING	10	12	-2	-17%
PURSE SNATCHING	10	12	-2	-17%
SHOPLIFTING	525	415	110	27%
FROM MOTOR VEHICLES	811	833	-22	-3%
MOTOR VEH. PARTS/ACCESSORIES	69	76	-7	-9%
BICYCLES	13	12	1	8%
FROM BUILDINGS	171	206	-35	-17%
FROM COIN OPERATED MACHINES	1	1	0	0%
ALL OTHER	182	176	6	3%
AUTO THEFT	228	183	45	25%
<b>TOTAL</b>	<b>2,571</b>	<b>2,458</b>	<b>113</b>	<b>5%</b>

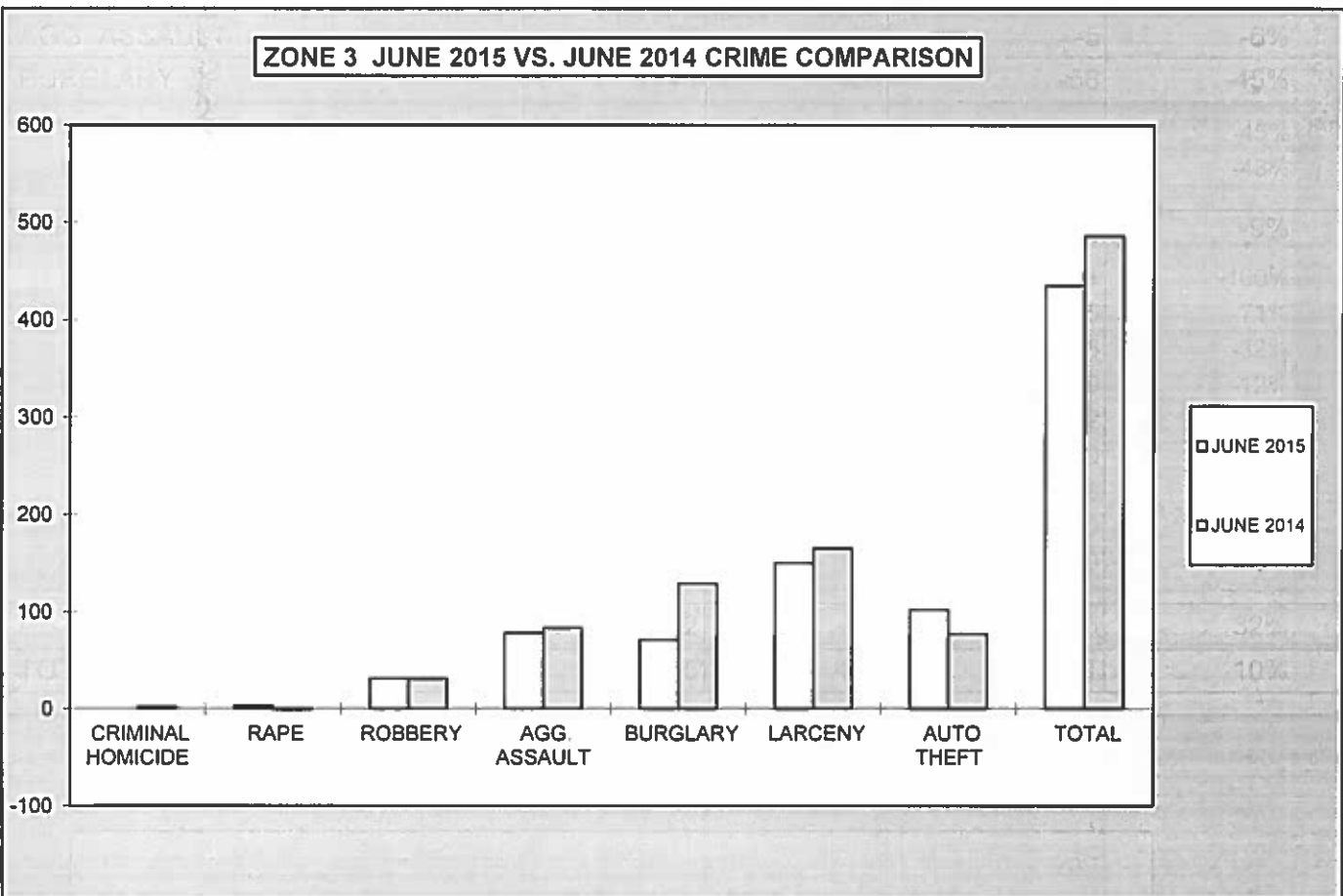
**ZONE 2 YEAR TO DATE CRIME COMPARISON**





**2015  
MONTHLY CRIME COMPARISON**

<b>ZONE 3</b>				
<b>CRIME</b>	<b>JUNE 2015</b>	<b>JUNE 2014</b>	<b># DIFFERENCE</b>	<b>% DIFFERENCE</b>
CRIMINAL HOMICIDE	0	2	-2	-100%
RAPE	3	-1	4	400%
ROBBERY	31	31	0	0%
AGG. ASSAULT	78	83	-5	-6%
BURGLARY	71	129	-58	-45%
RESIDENCE	58	106	-48	-45%
NON-RESIDENCE	13	23	-10	-43%
LARCENY	150	165	-15	-9%
POCKETPICKING	0	1	-1	-100%
PURSE SNATCHING	2	7	-5	-71%
SHOPLIFTING	13	19	-6	-32%
FROM MOTOR VEHICLES	65	74	-9	-12%
MOTOR VEH. PARTS/ACCESSORIES	13	15	-2	-13%
BICYCLES	1	1	0	0%
FROM BUILDINGS	18	10	8	80%
FROM COIN OPERATED MACHINES	0	0	0	0%
ALL OTHER	38	38	0	0%
AUTO THEFT	102	77	25	32%
<b>TOTAL</b>	<b>435</b>	<b>486</b>	<b>-51</b>	<b>-10%</b>

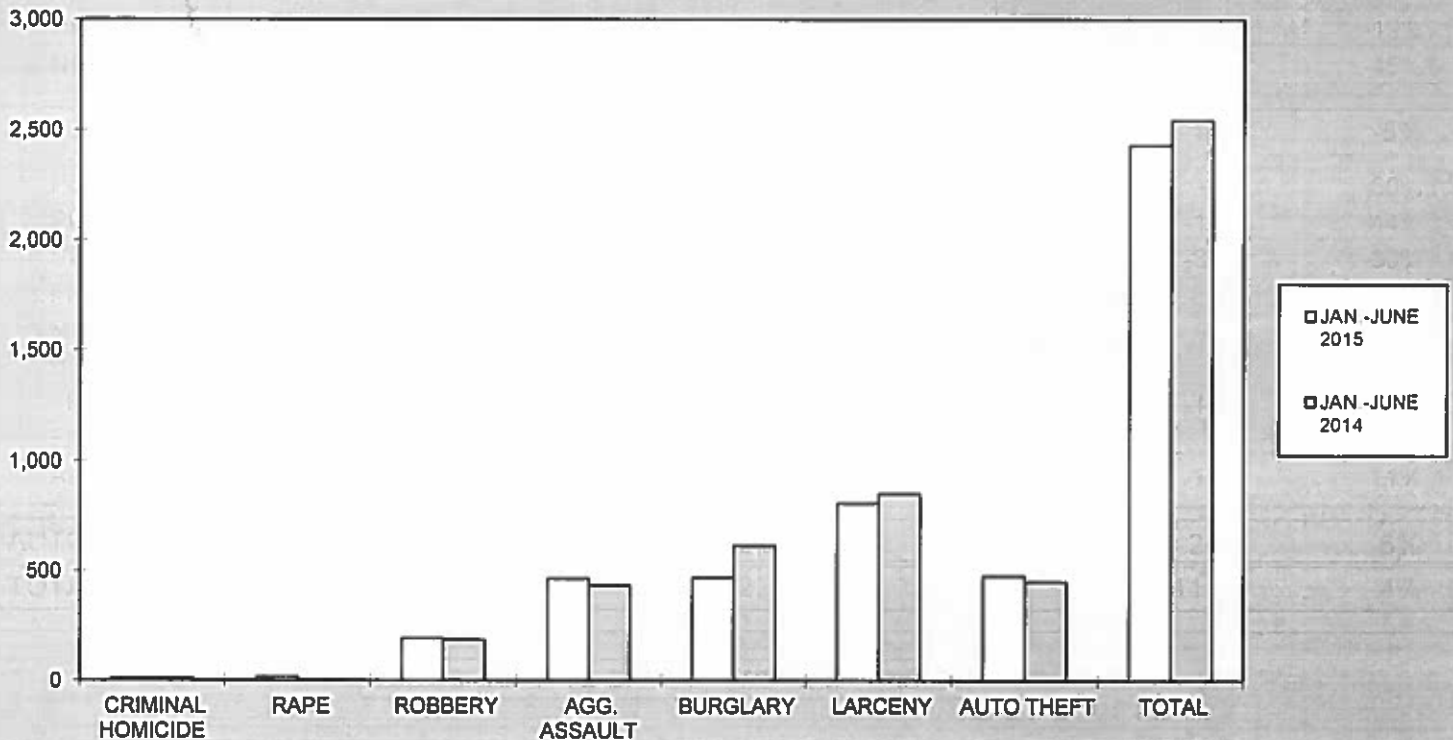


**2015  
YEAR TO DATE CRIME COMPARISON**

**ZONE 3**

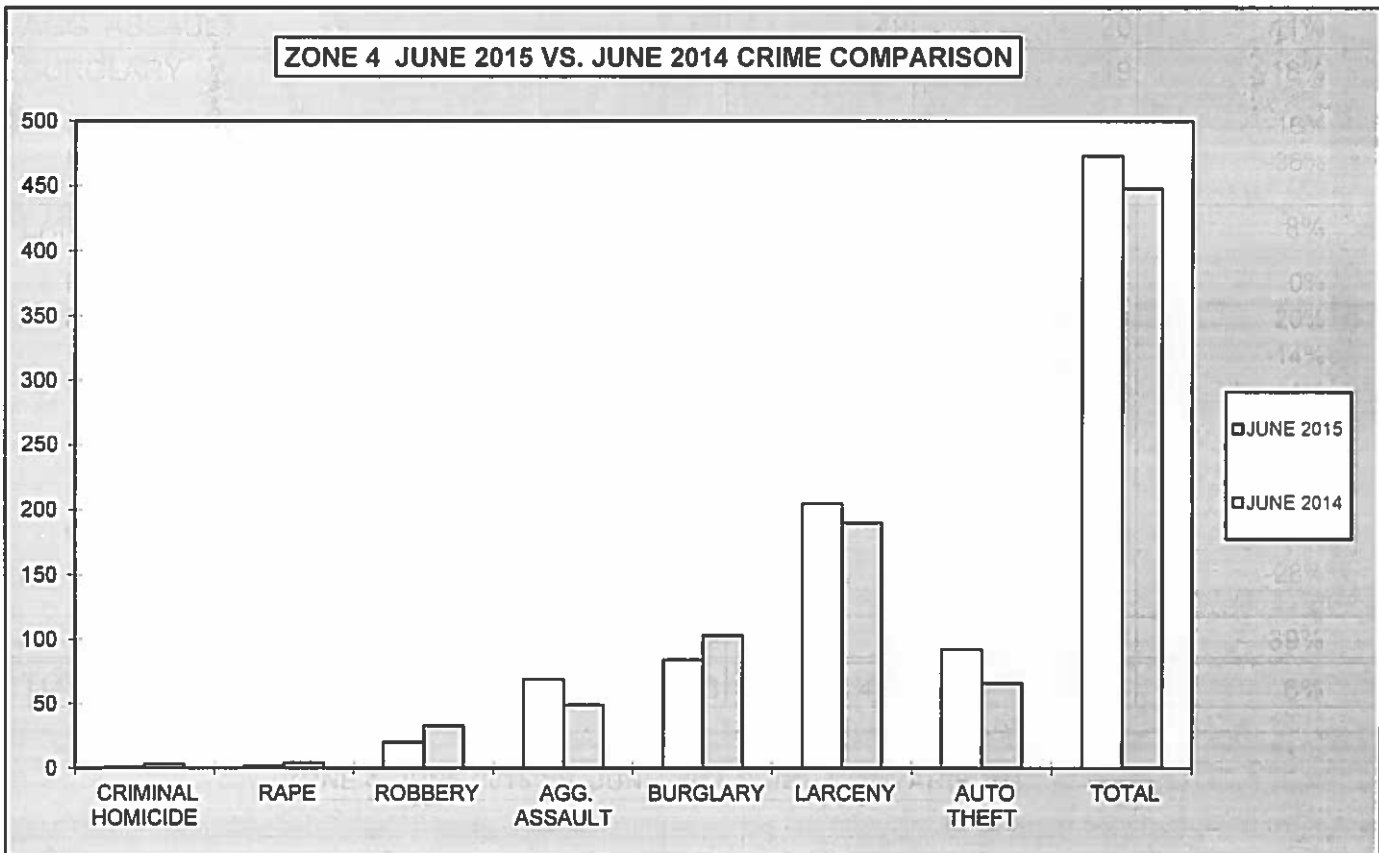
CRIME	JAN.-JUNE 2015	JAN.-JUNE 2014	# DIFFERENCE	% DIFFERENCE
CRIMINAL HOMICIDE	9	9	0	0%
RAPE	16	3	13	433%
ROBBERY	191	186	5	3%
AGG. ASSAULT	465	433	32	7%
BURGLARY	468	614	-146	-24%
RESIDENCE	405	500	-95	-19%
NON-RESIDENCE	63	114	-51	-45%
LARCENY	807	851	-44	-5%
POCKETPICKING	2	5	-3	-60%
PURSE SNATCHING	15	27	-12	-44%
SHOPLIFTING	86	123	-37	-30%
FROM MOTOR VEHICLES	364	360	4	1%
MOTOR VEH. PARTS/ACCESSORIES	87	92	-5	-5%
BICYCLES	8	6	2	33%
FROM BUILDINGS	64	78	-14	-18%
FROM COIN OPERATED MACHINES	5	1	4	400%
ALL OTHER	176	159	17	11%
AUTO THEFT	476	450	26	6%
<b>TOTAL</b>	<b>2,432</b>	<b>2,546</b>	<b>-114</b>	<b>-4%</b>

**ZONE 3 YEAR TO DATE CRIME COMPARISON**



**2015  
MONTHLY CRIME COMPARISON**

<b>ZONE 4</b>				
<b>CRIME</b>	<b>JUNE 2015</b>	<b>JUNE 2014</b>	<b># DIFFERENCE</b>	<b>% DIFFERENCE</b>
CRIMINAL HOMICIDE	1	3	-2	-67%
RAPE	2	4	-2	-50%
ROBBERY	20	33	-13	-39%
AGG. ASSAULT	69	49	20	41%
BURGLARY	84	103	-19	-18%
RESIDENCE	77	92	-15	-16%
NON-RESIDENCE	7	11	-4	-36%
LARCENY	205	190	15	8%
POCKETPICKING	0	0	0	0%
PURSE SNATCHING	6	5	1	20%
SHOPLIFTING	25	29	-4	-14%
FROM MOTOR VEHICLES	97	69	28	41%
MOTOR VEH. PARTS/ACCESSORIES	22	19	3	16%
BICYCLES	5	3	2	67%
FROM BUILDINGS	21	25	-4	-16%
FROM COIN OPERATED MACHINES	0	0	0	0%
ALL OTHER	29	40	-11	-28%
AUTO THEFT	92	66	26	39%
<b>TOTAL</b>	<b>473</b>	<b>448</b>	<b>25</b>	<b>6%</b>

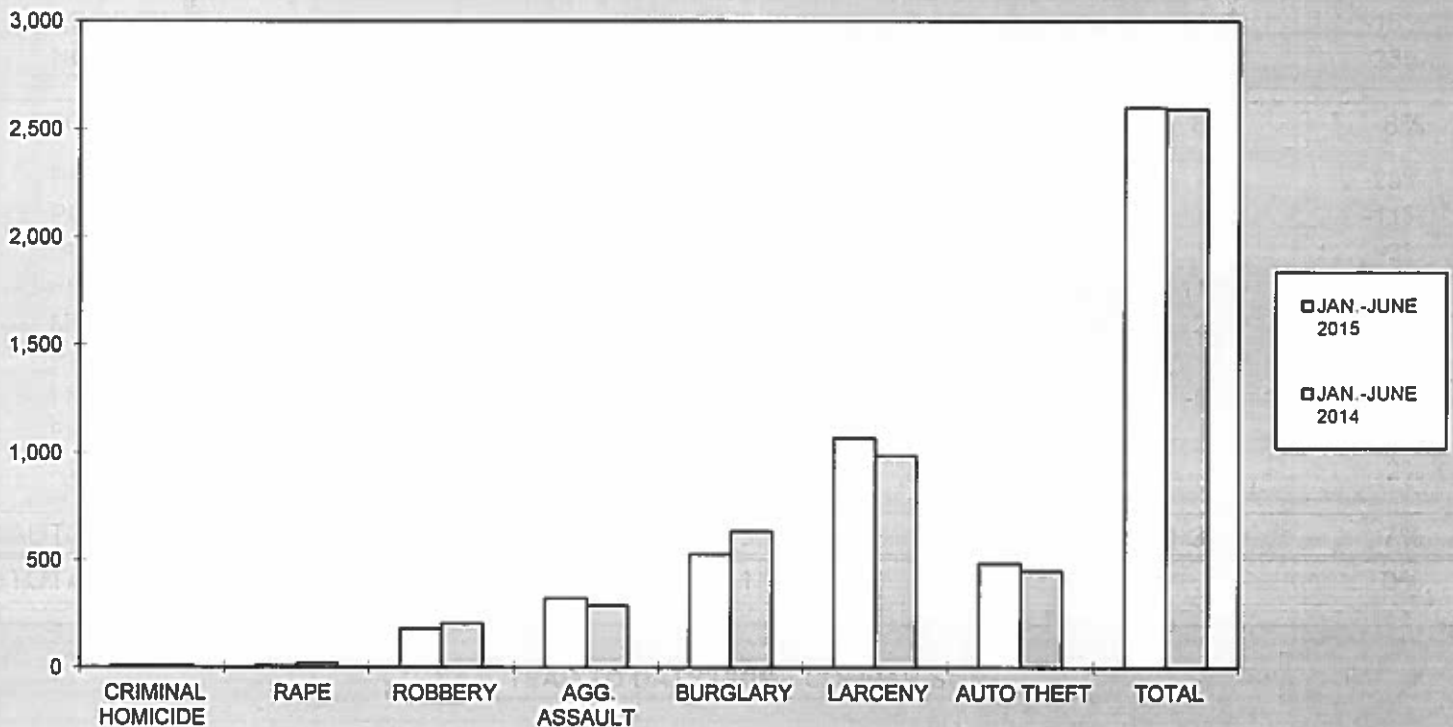


**2015  
YEAR TO DATE CRIME COMPARISON**

**ZONE 4**

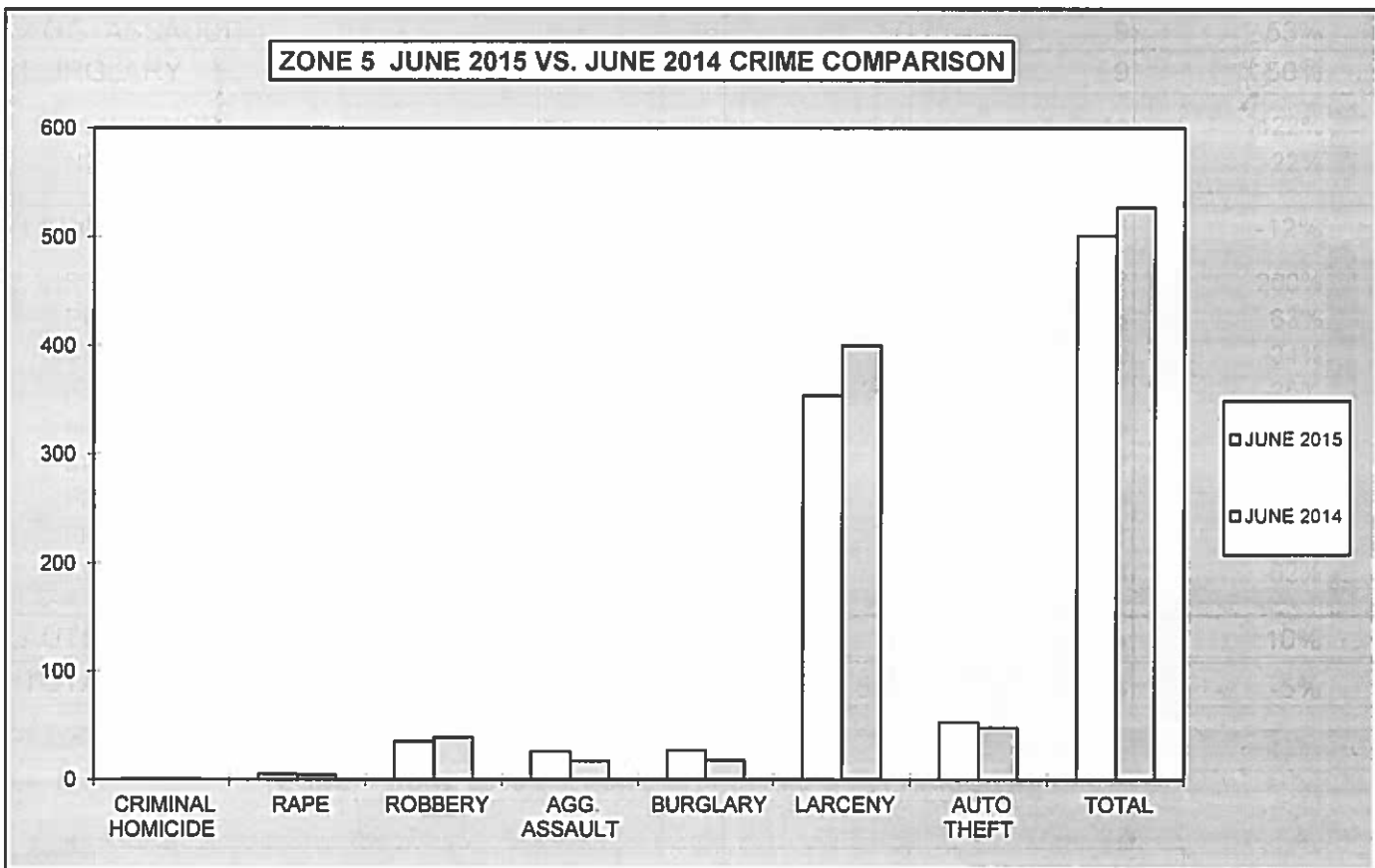
CRIME	JAN.-JUNE 2015	JAN.-JUNE 2014	# DIFFERENCE	% DIFFERENCE
CRIMINAL HOMICIDE	10	9	1	11%
RAPE	8	19	-11	-58%
ROBBERY	180	205	-25	-12%
AGG. ASSAULT	323	289	34	12%
BURGLARY	528	634	-106	-17%
RESIDENCE	472	561	-89	-16%
NON-RESIDENCE	56	73	-17	-23%
LARCENY	1,067	986	81	8%
POCKETPICKING	3	4	-1	-25%
PURSE SNATCHING	25	28	-3	-11%
SHOPLIFTING	189	194	-5	-3%
FROM MOTOR VEHICLES	475	357	118	33%
MOTOR VEH. PARTS/ACCESSORIES	112	89	23	26%
BICYCLES	11	8	3	38%
FROM BUILDINGS	74	131	-57	-44%
FROM COIN OPERATED MACHINES	1	2	-1	-50%
ALL OTHER	177	173	4	2%
AUTO THEFT	485	452	33	7%
<b>TOTAL</b>	<b>2,601</b>	<b>2,594</b>	<b>7</b>	<b>0%</b>

**ZONE 4 YEAR TO DATE CRIME COMPARISON**



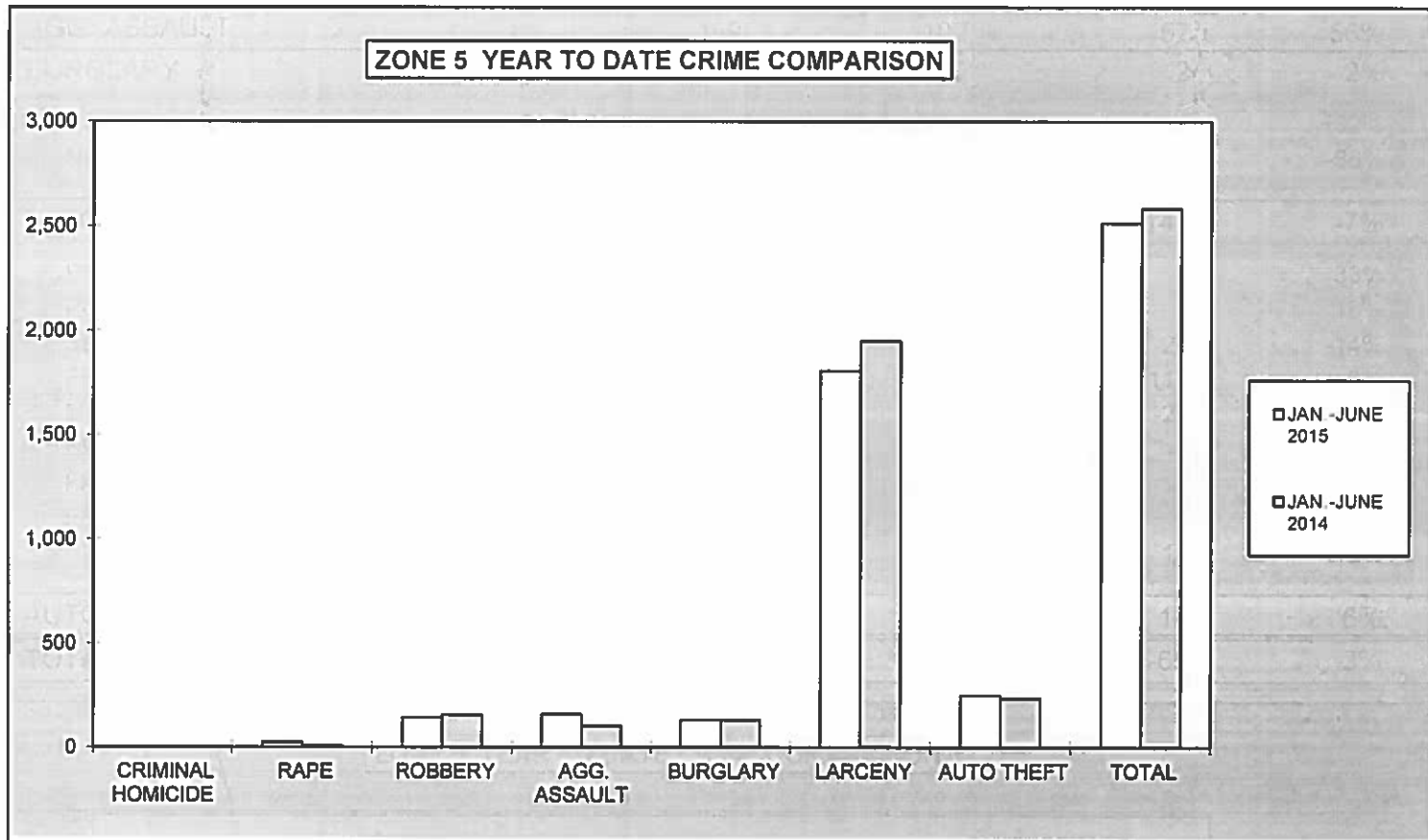
**2015  
MONTHLY CRIME COMPARISON**

<b>ZONE 5</b>				
<b>CRIME</b>	<b>JUNE 2015</b>	<b>JUNE 2014</b>	<b># DIFFERENCE</b>	<b>% DIFFERENCE</b>
CRIMINAL HOMICIDE	1	1	0	0%
RAPE	5	4	1	100%
ROBBERY	35	39	-4	-10%
AGG. ASSAULT	26	17	9	53%
BURGLARY	27	18	9	50%
RESIDENCE	20	9	11	122%
NON-RESIDENCE	7	9	-2	-22%
LARCENY	354	400	-46	-12%
POCKETPICKING	3	1	2	200%
PURSE SNATCHING	13	8	5	63%
SHOPLIFTING	23	35	-12	-34%
FROM MOTOR VEHICLES	196	263	-67	-25%
MOTOR VEH. PARTS/ACCESSORIES	19	24	-5	-21%
BICYCLES	12	10	2	20%
FROM BUILDINGS	40	30	10	33%
FROM COIN OPERATED MACHINES	1	0	1	100%
ALL OTHER	47	29	18	62%
AUTO THEFT	53	48	5	10%
<b>TOTAL</b>	<b>501</b>	<b>527</b>	<b>-26</b>	<b>-5%</b>



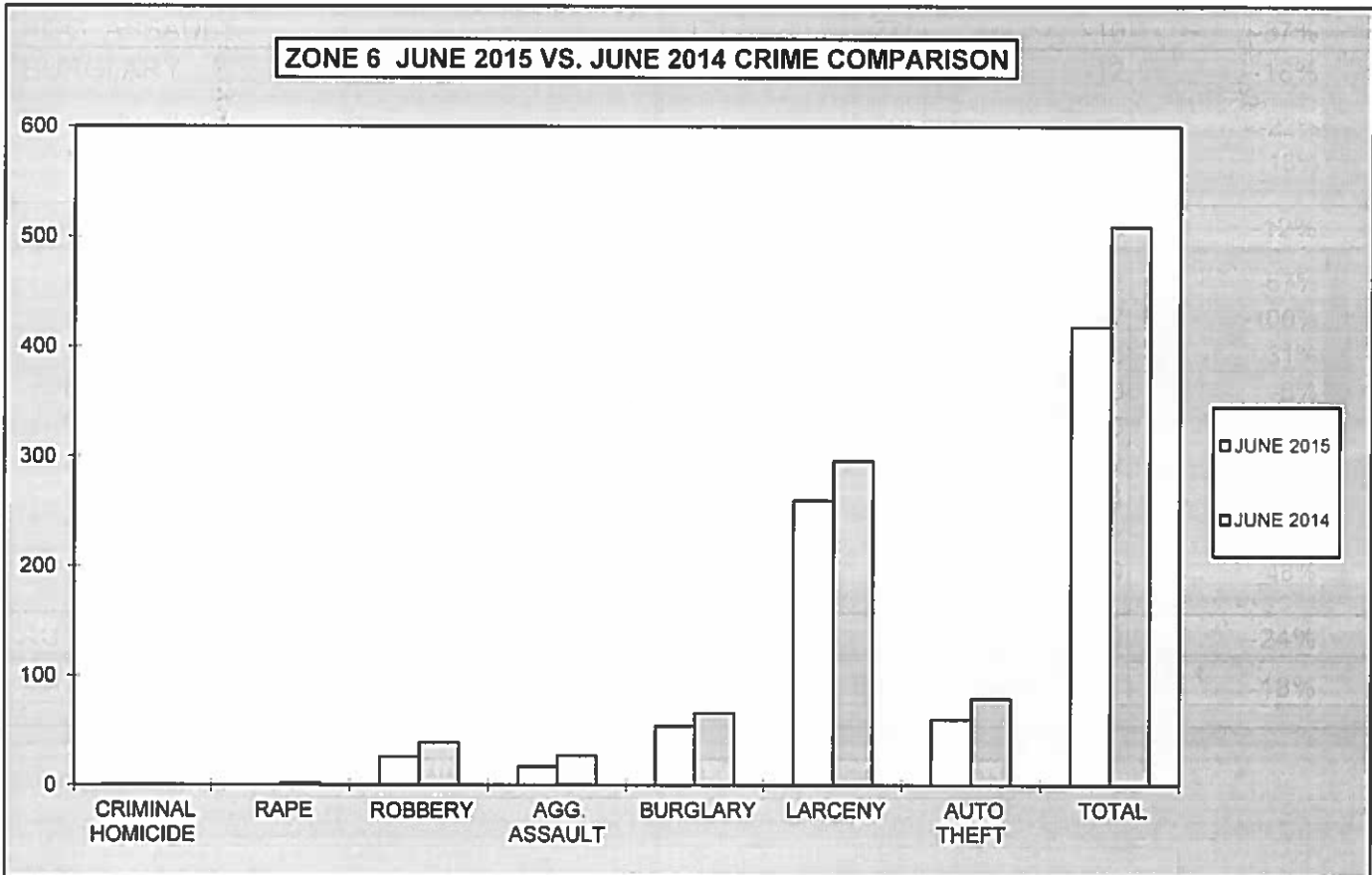
**2015  
YEAR TO DATE CRIME COMPARISON**

<b>ZONE 5</b>				
<b>CRIME</b>	<b>JAN.-JUNE 2015</b>	<b>JAN.-JUNE 2014</b>	<b># DIFFERENCE</b>	<b>% DIFFERENCE</b>
CRIMINAL HOMICIDE	2	2	0	0%
RAPE	23	9	14	156%
ROBBERY	142	155	-13	-8%
AGG. ASSAULT	159	102	57	56%
BURGLARY	132	130	2	2%
RESIDENCE	94	71	23	32%
NON-RESIDENCE	38	59	-21	-36%
LARCENY	1,808	1,951	-143	-7%
POCKETPICKING	12	9	3	33%
PURSE SNATCHING	45	38	7	18%
SHOPLIFTING	154	180	-26	-14%
FROM MOTOR VEHICLES	1,094	1,207	-113	-9%
MOTOR VEH. PARTS/ACCESSORIES	70	91	-21	-23%
BICYCLES	43	52	-9	-17%
FROM BUILDINGS	206	208	-2	-1%
FROM COIN OPERATED MACHINES	2	1	1	100%
ALL OTHER	182	165	17	10%
AUTO THEFT	249	235	14	6%
<b>TOTAL</b>	<b>2,515</b>	<b>2,584</b>	<b>-69</b>	<b>-3%</b>



**2015  
MONTHLY CRIME COMPARISON**

<b>ZONE 6</b>				
<b>CRIME</b>	<b>JUNE 2015</b>	<b>JUNE 2014</b>	<b># DIFFERENCE</b>	<b>% DIFFERENCE</b>
CRIMINAL HOMICIDE	1	0	1	100%
RAPE	0	2	-2	-100%
ROBBERY	26	39	-13	-33%
AGG. ASSAULT	17	27	-10	-37%
BURGLARY	54	66	-12	-18%
RESIDENCE	45	58	-13	-22%
NON-RESIDENCE	9	8	1	13%
LARCENY	260	296	-36	-12%
POCKETPICKING	1	3	-2	-67%
PURSE SNATCHING	0	7	-7	-100%
SHOPLIFTING	34	26	8	31%
FROM MOTOR VEHICLES	161	171	-10	-6%
MOTOR VEH. PARTS/ACCESSORIES	8	13	-5	-38%
BICYCLES	11	9	2	22%
FROM BUILDINGS	21	25	-4	-16%
FROM COIN OPERATED MACHINES	2	0	2	100%
ALL OTHER	22	42	-20	-48%
AUTO THEFT	60	79	-19	-24%
<b>TOTAL</b>	<b>418</b>	<b>509</b>	<b>-91</b>	<b>-18%</b>

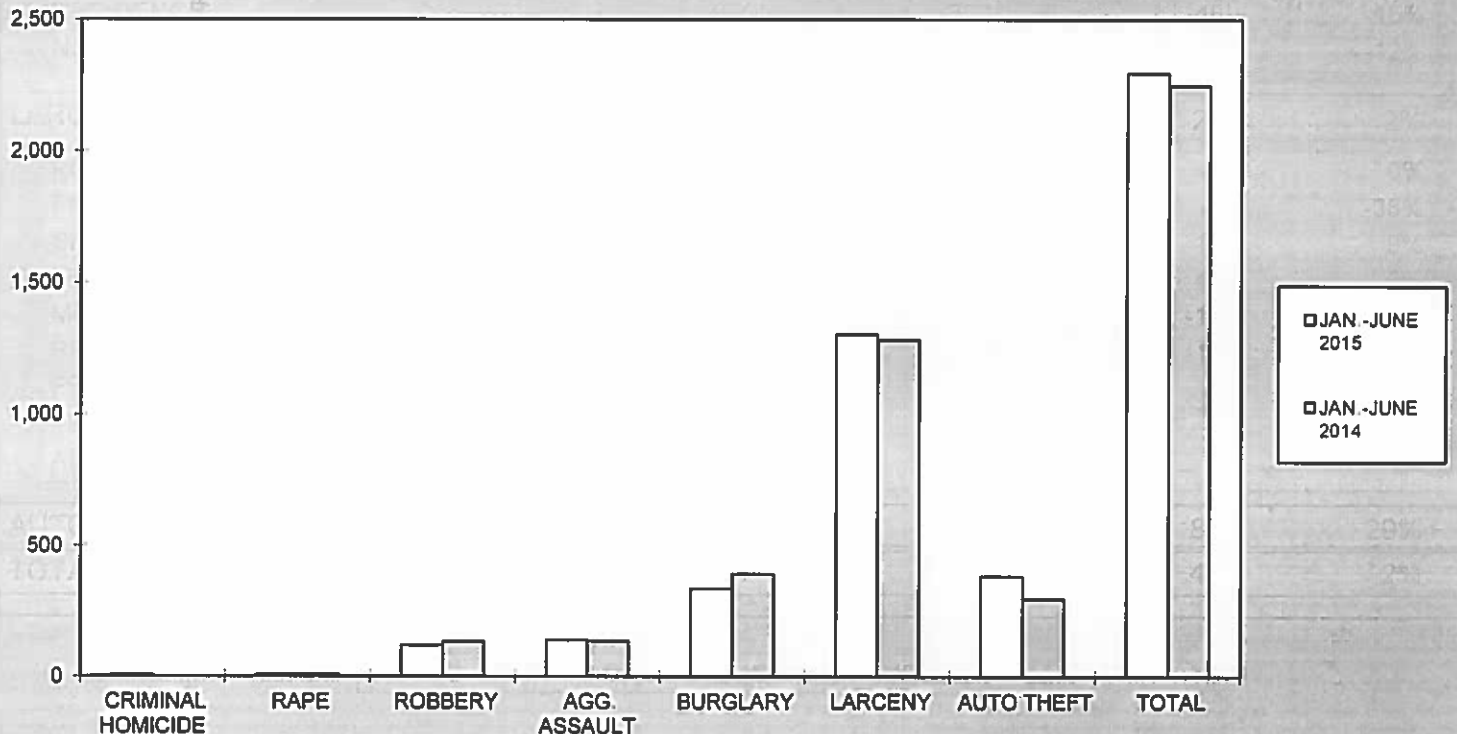


**2015  
YEAR TO DATE CRIME COMPARISON**

**ZONE 6**

CRIME	JAN.-JUNE 2015	JAN.-JUNE 2014	# DIFFERENCE	% DIFFERENCE
CRIMINAL HOMICIDE	7	0	7	100%
RAPE	7	10	-3	-30%
ROBBERY	119	133	-14	-11%
AGG. ASSAULT	139	135	4	3%
BURGLARY	336	392	-56	-14%
RESIDENCE	279	327	-48	-15%
NON-RESIDENCE	57	65	-8	-12%
LARCENY	1,305	1,283	22	2%
POCKETPICKING	5	5	0	0%
PURSE SNATCHING	15	24	-9	-38%
SHOPLIFTING	206	189	17	9%
FROM MOTOR VEHICLES	750	710	40	6%
MOTOR VEH. PARTS/ACCESSORIES	59	69	-10	-14%
BICYCLES	32	44	-12	-27%
FROM BUILDINGS	99	103	-4	-4%
FROM COIN OPERATED MACHINES	2	4	-2	-50%
ALL OTHER	137	135	2	1%
AUTO THEFT	384	297	87	29%
<b>TOTAL</b>	<b>2,297</b>	<b>2,250</b>	<b>47</b>	<b>2%</b>

**ZONE 6 YEAR TO DATE CRIME COMPARISON**

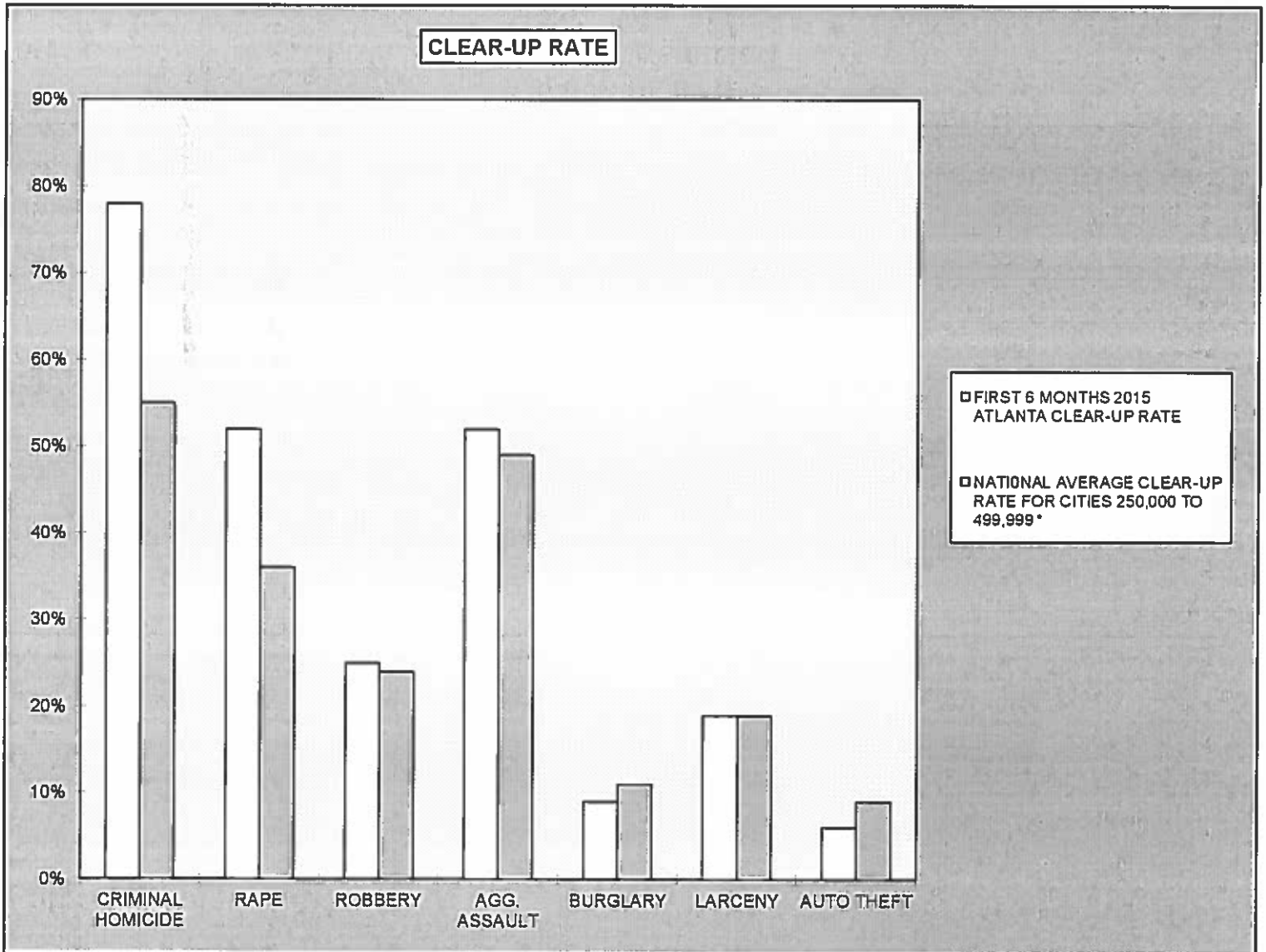




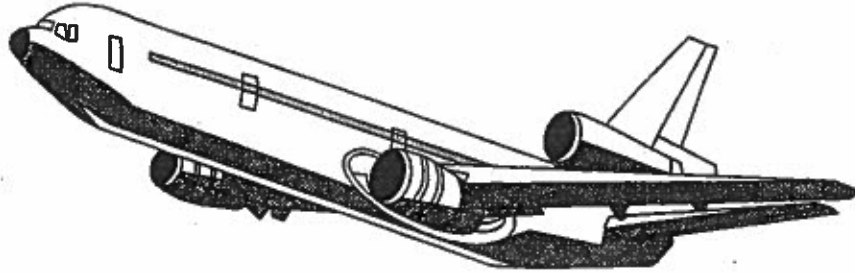
**2015  
CRIME COMPARISON  
CLEAR-UP RATE**

<b>CRIME</b>	<b>FIRST 6 MONTHS 2015 ATLANTA CLEAR-UP RATE</b>	<b>NATIONAL AVERAGE CLEAR-UP RATE FOR CITIES 250,000 TO 499,999 *</b>
CRIMINAL HOMICIDE	78%	55%
RAPE	52%	36%
ROBBERY	25%	24%
AGG. ASSAULT	52%	49%
BURGLARY	9%	11%
LARCENY	19%	19%
AUTO THEFT	6%	9%

\* National Average for Cities 250,000 to 499,999 Based on Latest Annual (2013) FBI Uniform Crime Report



# APD



The Atlanta Airport  
UNIFORM CRIME REPORTING



JUNE 2015

SUPPORT SERVICES DIVISION  
INFORMATION SERVICES SECTION

**RETURN A - MONTHLY RETURN OF OFFENSES KNOWN TO THE POLICE**

1-720b (Rev. 8-30-94)  
OMB No. 1110-0001

This report is authorized by law Title 28, Section 534, U.S. Code. While you are not required to respond, your cooperation in forwarding this report by the 7th day after the close of the month to Uniform Crime Reports, Federal Bureau of Investigation, Washington, D.C. 20535, will assist in compiling comprehensive, accurate national crime figures on a timely basis

1	2	3	4	5	6	
CLASSIFICATION OF OFFENSES	DATE	OFFENSES REPORTED OR KNOWN TO POLICE (INCLUDE "UNFOUNDED" AND ATTEMPTS)	UNFOUNDED, I.E., FALSE OR BASELESS COMPLAINTS	NUMBER OF ACTUAL OFFENSES (COLUMN 2 MINUS COLUMN 3) INCLUDE ATTEMPTS	TOTAL OFFENSES CLEARED BY ARREST OR EXCEPTIONAL MEANS (INCLUDES COL. 6)	NUMBER OF CLEARANCES INVOLVING ONLY PERSONS UNDER 18 YEARS OF AGE
<b>1. CRIMINAL HOMICIDE</b>						
a. MURDER AND NONNEGLIGENT HOMICIDE	11	0	0	0	0	0
b. MANSLAUGHTER BY NEGLIGENCE	12					
<b>2. FORCIBLE RAPE TOTAL</b>	20	0	0	0	0	0
a. Rape by Force	21	0	0	0	0	0
b. Attempts to commit Forcible Rape	22	0	0	0	0	0
<b>3. ROBBERY TOTAL</b>	30	0	0	0	0	0
a. Firearm	31	0	0	0	0	0
b. Knife or Cutting Instrument	32	0	0	0	0	0
c. Other Dangerous Weapon	33	0	0	0	0	0
d. Strong-Arm (Hands, Fists, Feet, etc.)	34	0	0	0	0	0
<b>4. ASSAULT TOTAL</b>	40	8	0	8	5	0
a. Firearm	41	1	0	1	0	0
b. Knife or cutting instrument	42	0	0	0	0	0
c. Other Dangerous Weapon	43	1	0	1	1	0
d. Strong-Arm	44	0	0	0	0	0
e. Other Assaults - Simple, Not Aggravated	45	6	0	6	4	0
<b>5. BURGLARY TOTAL</b>	50	0	0	0	0	0
a. Forcible Entry	51	0	0	0	0	0
b. Unlawful Entry - No Force	52	0	0	0	0	0
c. Attempted Forcible Entry	53	0	0	0	0	0
<b>6. LARCENY THEFT TOTAL (except Motor Vehicle Theft)</b>	60	22	0	22	2	0
<b>7. MOTOR VEHICLE THEFT TOTAL</b>	70	6	0	6	0	0
a. Autos	71	6	0	6	0	0
b. Trucks and Buses	72	0	0	0	0	0
c. Other Vehicles	73	0	0	0	0	0
<b>GRAND TOTAL</b>	77	36	0	36	7	0

CHECKING ANY OF THE APPROPRIATE BLOCKS BELOW WILL ELIMINATE YOUR NEED TO SUBMIT REPORTS WHEN THE VALUES ARE ZERO. THIS WILL ALSO AID THE NATIONAL PROGRAM IN ITS QUALITY CONTROL EFFORTS.

- NO SUPPLEMENTARY HOMICIDE REPORT SUBMITTED SINCE NO MURDERS, JUSTIFIABLE HOMICIDES, OR MANSLAUGHTER BY NEGLIGENCE OCCURRED IN THIS JURISDICTION DURING THE MONTH.
- NO SUPPLEMENT TO RETURN A REPORT SINCE NO CRIME OFFENSES OR RECOVERY OF PROPERTY REPORTED DURING THE MONTH.
- NO LAW ENFORCEMENT OFFICERS KILLED OR ASSAULTED REPORT SINCE NONE OF THE OFFICERS WERE ASSAULTED OR KILLED DURING THE MONTH.

- NO AGE, SEX, AND RACE OF PERSONS ARRESTED UNDER 18 YEARS OF AGE REPORT SINCE NO ARRESTS OF PERSONS WITHIN THIS AGE GROUP.
- NO AGE, SEX, AND RACE OF PERSONS ARRESTED 18 YEARS OF AGE AND OVER REPORT SINCE NO ARRESTS OF PERSONS WITHIN THIS AGE GROUP.
- NO MONTHLY RETURN OF ARSON OFFENSES KNOWN TO LAW ENFORCEMENT REPORT SINCE NO ARSONS OCCURRED.

DO NOT USE THIS SPACE

	INITIALS
RECORDED	
EDITED	
ENTERED	
ADJUSTED	
WRITTEN	

\* TOTALS INCLUDE PREVIOUS OFFENSES

JUNE 2015

Month and Year of Report

GA 060240X

Agency Identifier

JULY 13, 2015

Date

ATLANTA AIRPORT POLICE - GEORGIA

Agency and State

Nail J. Klotz **LIEUTENANT**

Prepared By

Title

George M. J. **CHIEF**

Chief, Commissioner, Sheriff, or Superintendent

## PROPERTY STOLEN BY CLASSIFICATION

CLASSIFICATION	DATA ENTRY	Number of Actual Offenses (Column 4 Return A)	Monetary Value of Property Stolen
<b>1. MURDER AND NONNEGLIGENT MANSLAUGHTER</b>	<b>12</b>	0	\$ 0.00
<b>2. FORCIBLE RAPE</b>	<b>20</b>	0	\$ 0.00
<b>3. ROBBERY</b>			
(e) HIGHWAY (streets alleys, etc.)	31	0	0.00
(b) COMMERCIAL HOUSE (except c, d, and f)	32	0	0.00
(c) GAS OR SERVICE STATION	33	0	0.00
(d) CONVENIENCE STORE	34	0	0.00
(e) RESIDENCE (anywhere on premises)	35	0	0.00
(f) BANK	36	0	0.00
(g) MISCELLANEOUS	37	0	0.00
<b>TOTAL ROBBERY</b>	<b>30</b>	0	\$ 0.00
<b>5. BURGLARY - BREAKING OR ENTERING</b>			
(a) RESIDENCE (dwelling)			
(1) NIGHT (6 p.m. - 6 a.m.)	51	0	0.00
(2) DAY (6 a.m. - 6 p.m.)	52	0	0.00
(3) UNKNOWN	53	0	0.00
(b) NON-RESIDENCE (store, office, etc.)			
(1) NIGHT (6 p.m. - 6 a.m.)	54	0	0.00
(2) DAY (6 a.m. - 6 p.m.)	55	0	0.00
(3) UNKNOWN	56	0	0.00
<b>TOTAL BURGLARY</b>	<b>50</b>	0	\$ 0.00
<b>6. LARCENY - THEFT (Except Motor Vehicle Theft)</b>			
(a) \$200 AND OVER	61	13	18,728.00
(b) \$50 TO \$200	62	1	100.00
(c) UNDER \$50	63	8	1.00
<b>TOTAL LARCENY (Same as Item 6X)</b>	<b>60</b>	22	\$ 18,829.00
<b>7. MOTOR VEHICLE THEFT (Include Alleged Joy Ride)</b>	<b>70</b>	6	\$ 90,000.00
<b>GRAND TOTAL - ALL ITEMS</b>	<b>77</b>		\$ 108,829.00
<b>ADDITIONAL ANALYSIS OF LARCENY AND MOTOR VEHICLE THEFT</b>			
<b>6X. NATURE OF LARCENIES UNDER ITEM 6</b>			
(a) POCKET-PICKING	81	0	0.00
(b) PURSE-SNATCHING	82	0	0.00
(c) SHOPLIFTING	83	0	0.00
(d) FROM MOTOR VEHICLES (except e)	84	3	1,408.00
(e) MOTOR VEHICLE PARTS AND ACCESSORIES	85	0	0.00
(f) BICYCLES	86	1	100.00
(g) FROM BUILDING (except c and h)	87	8	8,200.00
(h) FROM ANY COIN-OPERATED MACHINES (parking meters, etc.)	88	0	0.00
(i) ALL OTHER	89	10	9,121.00
<b>TOTAL LARCENIES (Same as Item 6)</b>	<b>80</b>	22	\$ 18,829.00
<b>7X. MOTOR VEHICLES RECOVERED</b>			
(a) STOLEN LOCALLY AND RECOVERED LOCALLY	91	0	
(b) STOLEN LOCALLY AND RECOVERED BY OTHER JURISDICTIONS	92	0	
(c) TOTAL LOCALLY STOLEN MOTOR VEHICLES RECOVERED (a & b)	93	0	
(d) STOLEN IN OTHER JURISDICTIONS AND RECOVERED LOCALLY	90	2	

SUPPLEMENT TO RETURN A  
MONTHLY RETURN OF OFFENSES KNOWN TO THE POLICE

1-706 (Rev 8-30-94)  
Form Approved  
OMB No. 1110-0007

This report is authorized by law, Title 28, Section 534, U. S. Code. While you are not required to respond, your cooperation in submitting this report with the Return A will assist the FBI in compiling comprehensive, accurate figures on a timely basis.

This form deals with the nature of crime and the monetary value of property stolen and recovered. The total offenses recorded on the form should be the same as the number of actual offenses listed in Column 4 of the Return A for each crime class. Include attempted crimes on this form, but do not include unfounded offenses. If you cannot complete the report in all areas, please record as much information as is available. Tally sheets will be sent upon request.

PROPERTY BY TYPE AND VALUE

Type of Property (1)	Data Entry	Monetary Value of Property Stolen in Your Jurisdiction	
		Stolen (2)	Recovered (3)
(A) Currency, Notes, Etc.		\$ 3,800.00	\$ 0.00
(B) Jewelry and Precious Metals	02	5,200.00	0.00
(C) Clothing and Furs	03	1,750.00	0.00
(D) Locally Stolen Motor Vehicles	04	90,000.00	0.00
(E) Office Equipment	05	0.00	0.00
(F) Televisions, Radios, Stereos, Etc.	06	2,676.00	0.00
(G) Firearms	07	750.00	0.00
(H) Household Goods	08	0.00	0.00
(I) Consumable Goods	09	0.00	0.00
(J) Livestock	10	0.00	0.00
(K) Miscellaneous	11	4,653.00	0.00
<b>TOTAL</b>	<b>00</b>	<b>\$ 108,829.00</b>	<b>\$ 0.00</b>

The total of this column should agree with the Grand Total (DATA ENTRY 77) shown on page 2.

Include in this column all property recovered even though stolen in prior months. The above is an accounting for only that property stolen in your jurisdiction. This will include property recovered for you by other jurisdictions, but not property you recover for them.

                    JULY 14, 2015                      
DATE

                    Nail J. Kirby                     LIEUTENANT  
PREPARED BY TITLE

                    George N. Jones                     CHIEF  
CHIEF, COMMISSIONER, SHERIFF OR SUPERINTENDENT

                    JUNE 2015                      
Month and Year of Report

                    GA 060240X                      
Agency Identifier

                    ATLANTA AIRPORT POLICE - GEORGIA                      
Agency and State

ATLANTA AIRPORT POLICE  
AGE, SEX, AND RACE OF PERSONS ARRESTED  
17 YEARS OF AGE AND OVER

MONTH JUNE

YEAR 2015

CLASSIFICATION OF OFFENSES	SEX	AGE OF PERSON ARRESTED												TOTAL	RACE					ETHNIC							
		17	18	19	20	21	22	23	24	30	34	39	44		49	54	59	64	65 UP	White	Black	Native Amer.	Asian/Pacific	Whi. Hispanic	Blck Hispanic		
Murder/Nonnegligent Manslaughter	M																										
	F																										
Manslaughter by Negligence	M																										
	F																										
Forcible Rape	M																										
	F																										
Robbery	M																										
	F																										
Aggravated Assault	M												1														
	F																										
Burglary- Breaking or Entering	M																										
	F																										
Larceny - Theft (except Motor Vehicle Theft)	M			1	1																						
	F																										
Motor Vehicle Theft	M																										
	F																										
Other Assaults	M																										
	F																										
Arson	M																										
	F																										
Forgery and Counterfeiting	M																										
	F																										
Fraud	M																										
	F																										
Embezzlement	M																										
	F																										
Stolen Property; Buying, Receiving, Possessing	M				1																						
	F																										
Vandalism	M																										
	F																										
Weapons	M																										
	F																										
TOTAL																											



ATLANTA AIRPORT POLICE  
 AGE, SEX, AND RACE OF PERSONS ARRESTED  
 17 YEARS OF AGE AND OVER

MONTH JUNE

YEAR 2015

CLASSIFICATION OF OFFENSES	SEX	AGE OF PERSON ARRESTED											TOTAL	RACE				ETHNIC																																					
		17	18	19	20	21	22	23	24	30	35	40		45	50	55	60	65	White	Black	Native Amer.	Asian/Pacific	Wtl. Hispanic	Blck Hispanic																															
										29	34	39		44	49	54	59	64	UP																																				
All Other Gambling	M																								0																		0												
Offenses Against Family And Children	M																																																						
Driving Under the Influence	M																																																						
Liquor Laws	M																																																						
Drunkenness	F																																																						
Disorderly Conduct	M																																																						
Vagrancy	F																																																						
All Other Offenses (except Traffic)	M																																																						
Suspicion	F																																																						
<b>TOTAL</b>		0	0	1	2	3	1	0	8	8	9	8	11	11	12	5	3	82	27	53	1	1	0	0	0	0	0	0	0	0	0	27	53	1	1	0	0	0																	


JUNE 2015  
 Month and Year of Report

GA 060240X  
 Agency Identifier

JULY 14, 2015  
 Date

ATLANTA AIRPORT POLICE - GEORGIA  
 Agency and State

Prepared By Naul J Koo Title LIEUTENANT

  
 Chief, Commissioner, Sheriff, or Superintendent



ATLANTA AIRPORT POLICE  
 AGE, SEX, AND RACE OF PERSONS ARRESTED  
 16 YEARS OF AGE AND UNDER

MONTH JUNE

YEAR 2015

CLASSIFICATION OF OFFENSES	SEX	AGE					RACE					ETHNIC		
		09	1012	1314	15	16	TOTAL	White	Black	Native Amer.	Asian/Pacific	Whl. Hispanic	Blk Hispanic	
Murder/Nonnegligent Manslaughter	M						0							
	F						0							
Manslaughter by Negligence	M						0							
	F						0							
Forcible Rape	M						0							
	F						0							
Robbery	M						0							
	F						0							
Aggravated Assault	M						0							
	F						0							
Burglary- Breaking or Entering	M						0							
	F						0							
Larceny - Theft (except Motor Vehicle Theft)	M						0							
	F						0							
Motor Vehicle Theft	M						0							
	F						0							
Other Assaults	M						0							
	F						0							
Arson	M						0							
	F						0							
Forgery and Counterfeiting	M						0							
	F						0							
Fraud	M						0							
	F						0							
Embezzlement	M						0							
	F						0							
Stolen Property; Buying, Receiving, Possessing	M						0							
	F						0							
Vandalism	M						0							
	F						0							
Weapons	M						0							
	F						0							
Prostitution and Commercialized Vice	M						0							
	F						0							

ATLANTA AIRPORT POLICE  
AGE, SEX, AND RACE OF PERSONS ARRESTED  
16 YEARS OF AGE AND UNDER

MONTH JUNE

YEAR 2015

CLASSIFICATION OF OFFENSES	SEX	AGE					RACE					ETHNIC							
		0 9		10 12		13 14		15		16		TOTAL		White	Black	Native Amer.	Asian/Pacific	Wht. Hispanic	Blck Hispanic
		0	9	10	12	13	14	15	16	TOTAL	TOTAL								
17 Sex Offenses (except Rape and Prostitution)	M																		
	F																		
18 Drug Abuse Violations	M	0	0	0	0	0	0	0	0	0	0	0	0	0	0	0	0	0	0
	F	0	0	0	0	0	0	0	0	0	0	0	0	0	0	0	0	0	0
180 Grand Total	M	0	0	0	0	0	0	0	0	0	0	0	0	0	0	0	0	0	0
	F	0	0	0	0	0	0	0	0	0	0	0	0	0	0	0	0	0	0
a Opium or Cocaine and their Derivatives	M																		
	F																		
b Marijuana	M																		
	F																		
c Synthetic Narcotics	M																		
	F																		
d Other Dangerous Non-Narcotic Drugs	M																		
	F																		
185 Subtotal	M	0	0	0	0	0	0	0	0	0	0	0	0	0	0	0	0	0	0
	F	0	0	0	0	0	0	0	0	0	0	0	0	0	0	0	0	0	0
e Opium or Cocaine and their Derivatives	M																		
	F																		
f Marijuana	M																		
	F																		
g Synthetic Narcotics	M																		
	F																		
h Other Dangerous Non-Narcotic Drugs	M																		
	F																		
19 Total	M	0	0	0	0	0	0	0	0	0	0	0	0	0	0	0	0	0	0
	F	0	0	0	0	0	0	0	0	0	0	0	0	0	0	0	0	0	0
a Bookmaking	M																		
	F																		
b Numbers and Lottery	M																		
	F																		
c All Other Gambling	M																		
	F																		
20 Offenses Against Family and Children	M																		
	F																		

**ATLANTA AIRPORT POLICE  
AGE, SEX, AND RACE OF PERSONS ARRESTED  
16 YEARS OF AGE AND UNDER**

MONTH JUNE

YEAR 2015

CLASSIFICATION OF OFFENSES	SEX	AGE						RACE				ETHNIC							
		0 9		10 12		13 14		15		16		TOTAL	White	Black	Native Amer.	Asian/Pacific	Whl. Hispanic	Blck Hispanic	
Driving Under the Influence	M																		
	F																		
Liquor Laws	M																		
	F																		
Drunkenness	M																		
	F																		
Disorderly Conduct	M																		
	F																		
Vagrancy	M																		
	F																		
All Other Offenses (except Traffic)	M																		
	F																		
Suspicion	M																		
	F																		
Curfew and Loitering	M																		
	F																		
Run-Aways	M																		
	F																		
<b>Total</b>		0	0	0	0	0	0	0	0	0	0	0	0	0	0	0	0	0	0

JUNE 2015

Month and Year of Report

GA 060240X

Agency Identifier

JULY 14, 2015

Date

Prepared By Nash J. Koozy LIEUTENANT

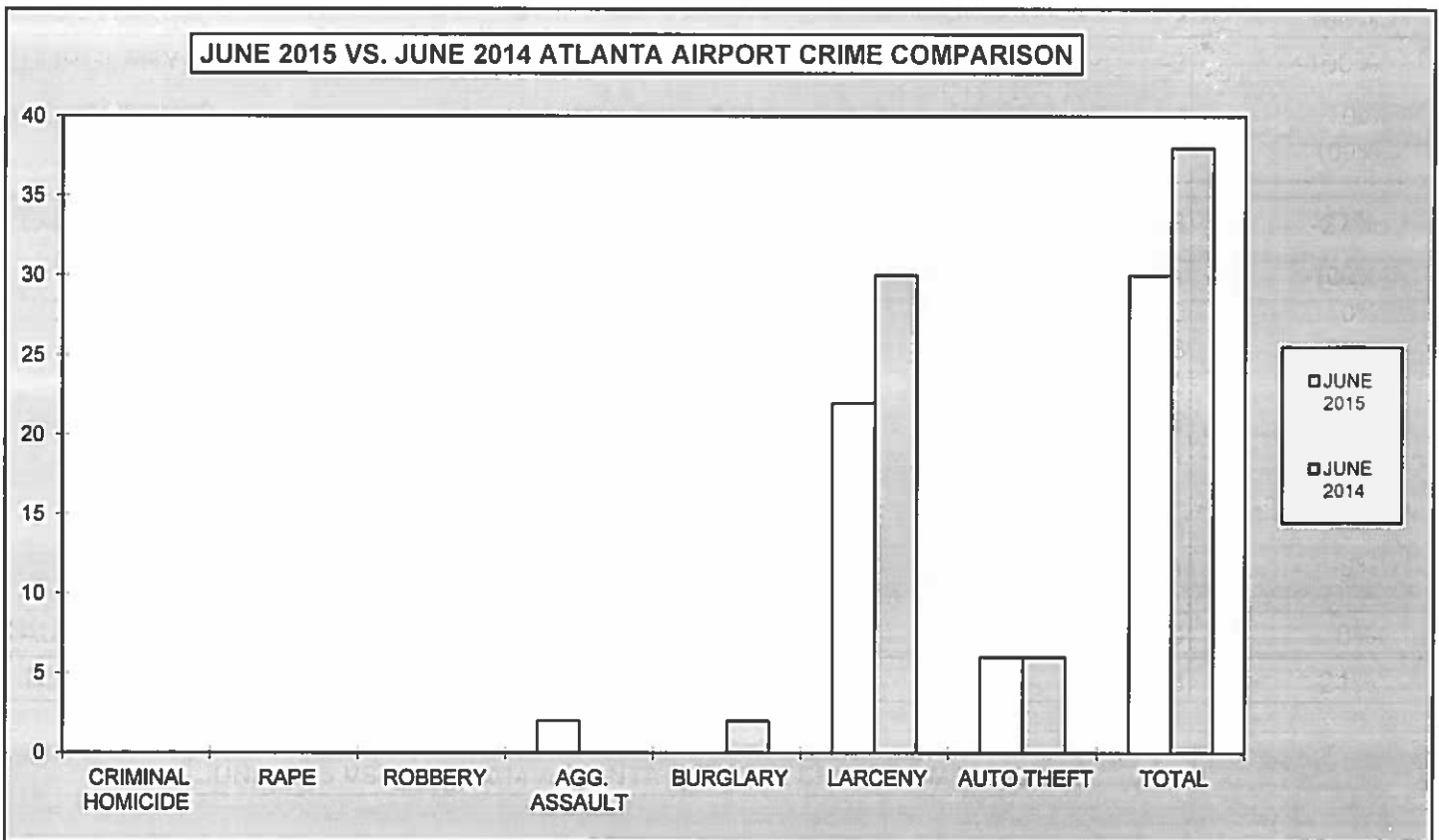
Chief, Commissioner, Sheriff, or Superintendent  
[Signature] CHIEF

ATLANTA AIRPORT POLICE - GEORGIA

Agency and State

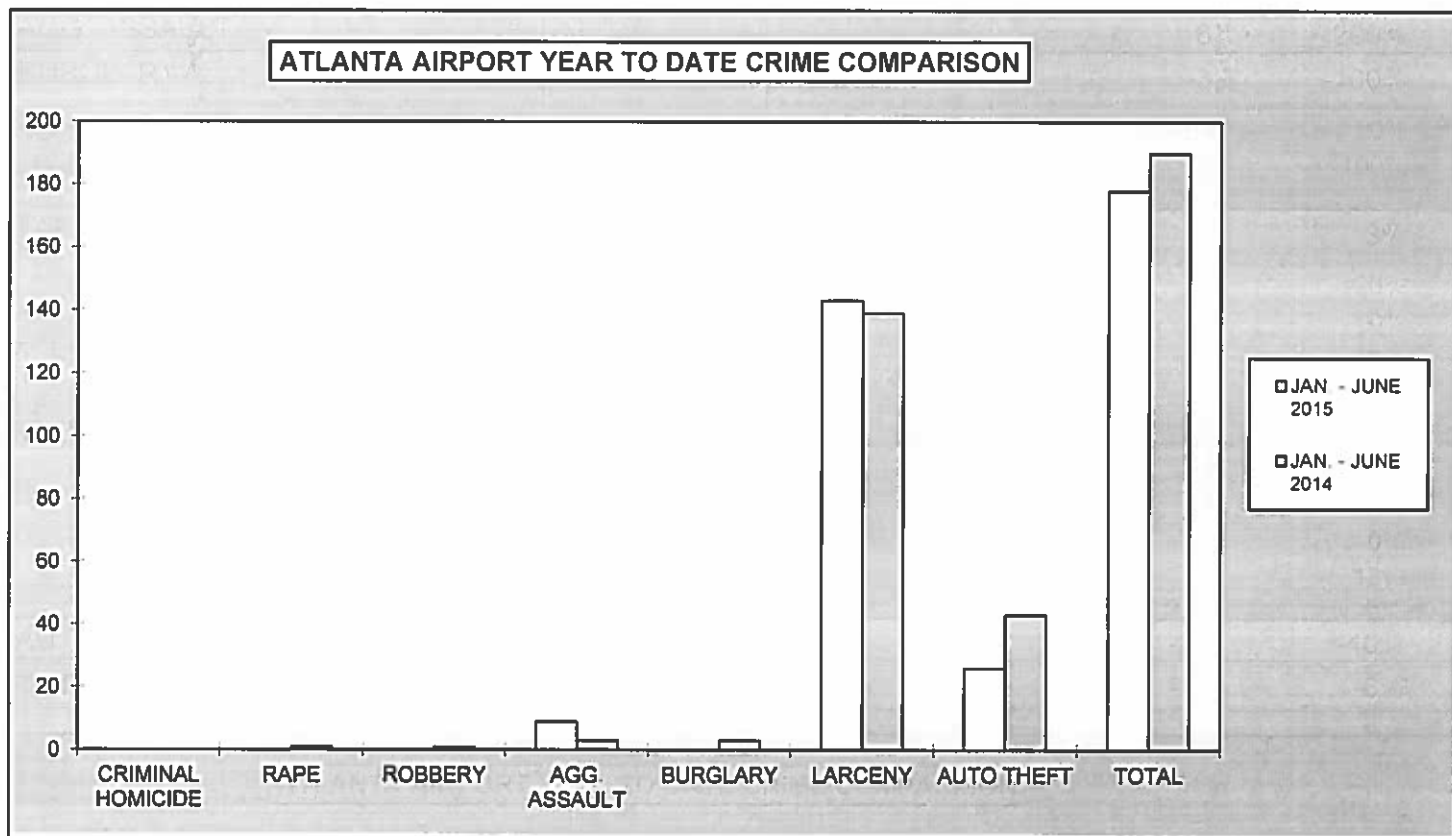
**2015  
ATLANTA AIRPORT  
MONTHLY CRIME COMPARISON**

CRIME	JUNE 2015	JUNE 2014	# DIFFERENCE	% DIFFERENCE
CRIMINAL HOMICIDE	0	0	0	0%
RAPE	0	0	0	0%
ROBBERY	0	0	0	0%
AGG. ASSAULT	2	0	2	100%
BURGLARY	0	2	-2	-100%
RESIDENCE	0	0	0	0%
NON-RESIDENCE	0	2	-2	-100%
LARCENY	22	30	-8	-27%
POCKETPICKING	0	1	-1	-100%
PURSE SNATCHING	0	0	0	0%
SHOPLIFTING	0	3	-3	-100%
FROM MOTOR VEHICLES	3	3	0	0%
MOTOR VEH. PARTS/ACCESSORIES	0	2	-2	-100%
BICYCLES	1	0	1	100%
FROM BUILDINGS	8	10	-2	-20%
FROM COIN OPERATED MACHINES	0	0	0	0%
ALL OTHER	10	11	-1	-9%
AUTO THEFT	6	6	0	0%
<b>TOTAL</b>	<b>30</b>	<b>38</b>	<b>-8</b>	<b>-21%</b>



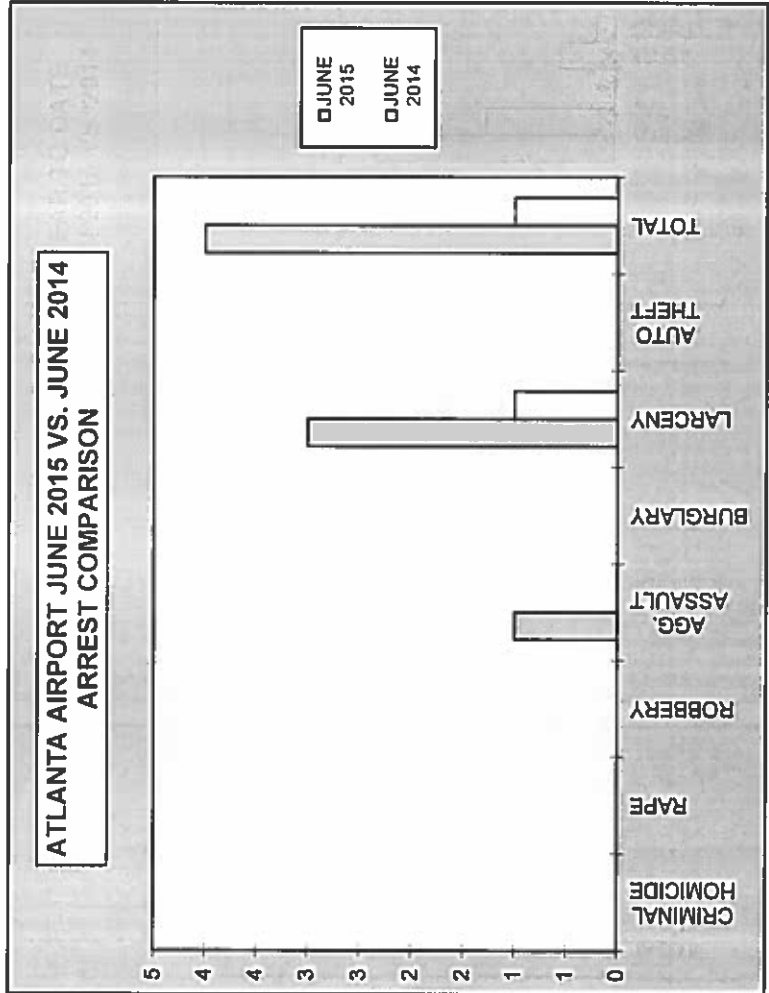
**2015  
ATLANTA AIRPORT  
YEAR TO DATE CRIME COMPARISON**

<b>FIRST 6 MONTHS</b>				
CRIME	JAN. - JUNE 2015	JAN. - JUNE 2014	# DIFFERENCE	% DIFFERENCE
CRIMINAL HOMICIDE	0	0	0	0%
RAPE	0	1	-1	-100%
ROBBERY	0	1	-1	-100%
AGG. ASSAULT	9	3	6	200%
BURGLARY	0	3	-3	-100%
RESIDENCE	0	0	0	0%
NON-RESIDENCE	0	3	-3	-100%
LARCENY	143	139	4	3%
POCKETPICKING	4	5	-1	-20%
PURSE SNATCHING	0	0	0	0%
SHOPLIFTING	9	11	-2	-18%
FROM MOTOR VEHICLES	21	22	-1	-5%
MOTOR VEH. PARTS/ACCESSORIES	2	5	-3	-60%
BICYCLES	1	0	1	100%
FROM BUILDINGS	45	42	3	7%
FROM COIN OPERATED MACHINES	0	0	0	0%
ALL OTHER	61	54	7	13%
AUTO THEFT	26	43	-17	-40%
<b>TOTAL</b>	<b>178</b>	<b>190</b>	<b>-12</b>	<b>-6%</b>

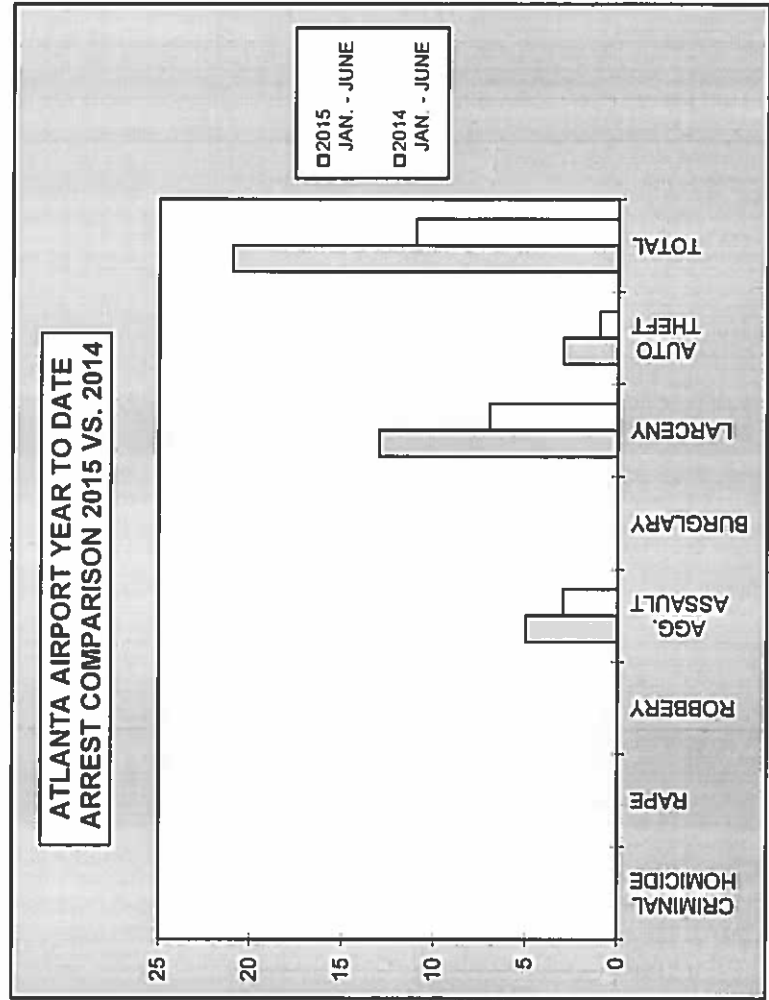


**2015  
ATLANTA AIRPORT  
ARREST COMPARISON**

JUNE ARREST COMPARISON				
CRIME	JUNE 2015	JUNE 2014	# DIFFERENCE	% DIFFERENCE
CRIMINAL HOMICIDE	0	0	0	0%
RAPE	0	0	0	0%
ROBBERY	0	0	0	0%
AGG. ASSAULT	1	0	1	100%
BURGLARY	0	0	0	0%
LARCENY	3	1	2	200%
AUTO THEFT	0	0	0	0%
<b>TOTAL</b>	<b>4</b>	<b>1</b>	<b>3</b>	<b>300%</b>



FIRST 6 MONTHS ARREST COMPARISON				
CRIME	2015 JAN. - JUNE	2014 JAN. - JUNE	# DIFFERENCE	% DIFFERENCE
CRIMINAL HOMICIDE	0	0	0	0%
RAPE	0	0	0	0%
ROBBERY	0	0	0	0%
AGG. ASSAULT	5	3	2	67%
BURGLARY	0	0	0	0%
LARCENY	13	7	6	86%
AUTO THEFT	3	1	2	200%
<b>TOTAL</b>	<b>21</b>	<b>11</b>	<b>10</b>	<b>91%</b>



**2015  
ATLANTA AIRPORT  
CLEAR-UP RATE**

<b>CRIME</b>	<b>ATLANTA AIRPORT JUNE 2015 CLEAR-UP RATE</b>	<b>ATLANTA AIRPORT JUNE 2014 CLEAR-UP RATE</b>
CRIMINAL HOMICIDE	0%	0%
RAPE	0%	0%
ROBBERY	0%	0%
AGG. ASSAULT	50%	0%
BURGLARY	0%	0%
LARCENY	9%	7%
AUTO THEFT	0%	0%

