

# FBI UNIFORM CRIME REPORTING

ATLANTA POLICE DEPARTMENT

226 PEACHTREE STREET, SW

ATLANTA, GEORGIA 30303



SEPTEMBER 2015

SUPPORT SERVICES DIVISION  
INFORMATION SERVICES SECTION

# TABLE OF CONTENTS

	Page
U. C. R. COMPARATIVE CRIME REPORT -----	1
RETURN A - MONTHLY RETURN OF OFFENSES KNOWN TO THE POLICE -----	2
PROPERTY STOLEN BY CLASSIFICATION -----	3
	3a
LAW ENFORCEMENT OFFICERS KILLED OR ASSAULTED -----	4
MONTHLY RETURN OF ARSON OFFENSES KNOWN TO LAW ENFORCEMENT -----	5
POLICE DISPOSITION OF JUVENILES -----	6
SUPPLEMENTARY HOMICIDE REPORT -----	7
SEX AND RACE OF PERSONS ARRESTED -----	8
	8a-8e
HOMICIDE COMPARISON REPORT -----	9
HOMICIDE BREAKDOWN REPORT -----	10
SEVEN MAJOR CRIMES - MONTHLY CRIME COMPARISON -----	11
SEVEN MAJOR CRIMES - YEAR TO DATE CRIME COMPARISON -----	12
SEVEN MAJOR CRIMES ARREST MONTHLY AND YEAR TO DATE COMPARISON -----	13
CRIMES AGAINST PERSONS MONTHLY AND YEAR TO DATE COMPARISON -----	14
CRIMES AGAINST PROPERTY MONTHLY AND YEAR TO DATE COMPARISON -----	15
CRIMES AGAINST PERSONS & PROPERTY MONTHLY COMPARISON BY ZONES -----	16
CRIMES AGAINST PERSONS & PROPERTY YEAR TO DATE COMPARISON BY ZONES ----	17
SEVEN MAJOR CRIMES MONTHLY CRIME COMPARISON BY ZONES -----	18
SEVEN MAJOR CRIMES - YEAR TO DATE CRIME COMPARISON BY ZONES -----	19
SEVEN MAJOR CRIMES - MONTHLY CRIME COMPARISON - ZONE 1 -----	20
SEVEN MAJOR CRIMES - YEAR TO DATE CRIME COMPARISON - ZONE 1 -----	21
SEVEN MAJOR CRIMES - MONTHLY CRIME COMPARISON - ZONE 2 -----	22
SEVEN MAJOR CRIMES - YEAR TO DATE CRIME COMPARISON - ZONE 2 -----	23
SEVEN MAJOR CRIMES - MONTHLY CRIME COMPARISON - ZONE 3 -----	24
SEVEN MAJOR CRIMES - YEAR TO DATE CRIME COMPARISON - ZONE 3 -----	25
SEVEN MAJOR CRIMES - MONTHLY CRIME COMPARISON - ZONE 4 -----	26
SEVEN MAJOR CRIMES - YEAR TO DATE CRIME COMPARISON - ZONE 4 -----	27
SEVEN MAJOR CRIMES - MONTHLY CRIME COMPARISON - ZONE 5 -----	28
SEVEN MAJOR CRIMES - YEAR TO DATE CRIME COMPARISON - ZONE 5 -----	29
SEVEN MAJOR CRIMES - MONTHLY CRIME COMPARISON - ZONE 6 -----	30
SEVEN MAJOR CRIMES - YEAR TO DATE CRIME COMPARISON - ZONE 6 -----	31
CLEAR-UP RATE COMPARISON -----	32
<b>ATLANTA AIRPORT -----</b>	<b>33</b>
RETURN A - MONTHLY RETURN OF OFFENSES KNOWN TO THE POLICE -----	34
PROPERTY STOLEN BY CLASSIFICATION -----	35
	35a
SEX AND RACE OF PERSONS ARRESTED -----	36
	36a-36e
SEVEN MAJOR CRIMES - MONTHLY CRIME COMPARISON -----	37
SEVEN MAJOR CRIMES - YEAR TO DATE CRIME COMPARISON -----	38
SEVEN MAJOR CRIMES ARREST MONTHLY AND YEAR TO DATE COMPARISON -----	39
CLEAR-UP RATE COMPARISON -----	40

**SEPTEMBER 2015**  
**U.C.R. COMPARATIVE CRIME REPORT**  
**SUPPORT SERVICES DIVISION**  
**INFORMATION SERVICES SECTION**

	SEPTEMBER 2015		SEPTEMBER 2014		COMPARATIVE ACTUAL	% CHANGE ACTUAL	COMPARATIVE CLEARED	% CHANGE CLEARED
MURDER	10	7	13	9	-3	-23%	-2	-22%
RAPE	19	8	19	5	0	0%	3	60%
ROBBERY	176	32	244	53	-68	-28%	-21	-40%
AGG. ASSAULT	257	122	284	157	-27	-10%	-35	-22%
BURGLARY - RESIDENCE	303		445		-142	-32%		
BURGLARY - NON-RESIDENCE	92	15	70	38	22	31%	-23	-61%
LARCENY - \$200 AND OVER	333		272		61	22%		
LARCENY - \$50 TO \$199	89	180	85	249	4	5%	-69	-28%
LARCENY - UNDER \$50	1,130		968		162	17%		
AUTO THEFT	374	15	336	24	38	11%	-9	-38%
<b>TOTAL</b>	<b>2,783</b>		<b>2,736</b>		<b>47</b>	<b>2%</b>		
AUTOS RECOVERED	35		97		-62	-64%		

	2015		2014		COMPARATIVE ACTUAL	% CHANGE ACTUAL	COMPARATIVE CLEARED	% CHANGE CLEARED
MURDER	71	55	67	40	4	6%	15	38%
RAPE	136	64	118	52	18	15%	12	23%
ROBBERY	1,450	314	1,710	373	-260	-15%	-59	-16%
AGG. ASSAULT	2,353	1,162	2,304	1,244	49	2%	-82	-7%
BURGLARY - RESIDENCE	2,847		3,267		-420	-13%		
BURGLARY - NON-RESIDENCE	619	275	702	357	-83	-12%	-82	-23%
LARCENY - \$200 AND OVER	2,727		3,103		-376	-12%		
LARCENY - \$50 TO \$199	752	2,124	772	2,194	-20	-3%	-70	-3%
LARCENY - UNDER \$50	8,929		7,982		947	12%		
AUTO THEFT	3,431	192	3,025	263	406	13%	-71	-27%
<b>TOTAL</b>	<b>23,315</b>		<b>23,050</b>		<b>265</b>	<b>1%</b>		
AUTOS RECOVERED	672		885		-213	-24%		

**RETURN A - MONTHLY RETURN OF OFFENSES KNOWN TO THE POLICE**

1-720b (Rev 8-30-94)  
OMB No 1110-0001

This report is authorized by law Title 28, Section 534, U.S. Code. While you are not required to respond, your cooperation in forwarding this report by the 7th day after the close of the month to Uniform Crime Reports, Federal Bureau of Investigation, Washington, D.C. 20535, will assist in compiling comprehensive, accurate national crime figures on a timely basis.

1	2	3	4	5	6
CLASSIFICATION OF OFFENSES	OFFENSES REPORTED OR KNOWN TO POLICE (INCLUDE "UNFOUNDED" AND ATTEMPTS)	UNFOUNDED, I.E. FALSE OR BASELESS COMPLAINTS	NUMBER OF ACTUAL OFFENSES (COLUMN 2 MINUS COLUMN 3) INCLUDE ATTEMPTS	TOTAL OFFENSES CLEARED BY ARREST OR EXCEPTIONAL MEANS (INCLUDES COL. 6)	NUMBER OF CLEARANCES INVOLVING ONLY PERSONS UNDER 18 YEARS OF AGE
<b>1. CRIMINAL HOMICIDE</b>					
a. MURDER AND NONNEGLIGENT HOMICIDE	10	0	10	7	0
b. MANSLAUGHTER BY NEGLIGENCE					
<b>2. FORCIBLE RAPE TOTAL</b>	<b>20</b>	<b>1</b>	<b>19</b>	<b>8</b>	<b>0</b>
a. Rape by Force	18	1	17	7	0
b. Attempts to commit Forcible Rape	2	0	2	1	0
<b>3. ROBBERY TOTAL</b>	<b>176</b>	<b>0</b>	<b>176</b>	<b>32</b>	<b>2</b>
a. Firearm	131	0	131	20	1
b. Knife or Cutting Instrument	6	0	6	2	0
c. Other Dangerous Weapon	6	0	6	2	0
d. Strong-Arm (Hands, Fists, Feet, etc.)	33	0	33	8	1
<b>4. ASSAULT TOTAL</b>	<b>722</b>	<b>0</b>	<b>722</b>	<b>305</b>	<b>16</b>
a. Firearm	118	0	118	48	4
b. Knife or cutting instrument	35	0	35	29	2
c. Other Dangerous Weapon	84	0	84	34	1
d. Strong-Arm	20	0	20	11	0
e. Other Assaults - Simple, Not Aggravated	465	0	465	183	9
<b>5. BURGLARY TOTAL</b>	<b>395</b>	<b>0</b>	<b>395</b>	<b>15</b>	<b>3</b>
a. Forcible Entry	306	0	306	11	1
b. Unlawful Entry - No Force	73	0	73	3	1
c. Attempted Forcible Entry	16	0	16	1	1
<b>6. LARCENY THEFT TOTAL (except Motor Vehicle Theft)</b>	<b>1,554</b>	<b>2</b>	<b>1,552</b>	<b>180</b>	<b>10</b>
<b>7. MOTOR VEHICLE THEFT TOTAL</b>	<b>376</b>	<b>2</b>	<b>374</b>	<b>15</b>	<b>5</b>
a. Autos	340	2	338	15	5
b. Trucks and Buses	25	0	25	0	0
c. Other Vehicles	11	0	11	0	0
<b>GRAND TOTAL</b>	<b>3,253</b>	<b>5</b>	<b>3,248</b>	<b>562</b>	<b>36</b>

CHECKING ANY OF THE APPROPRIATE BLOCKS BELOW WILL ELIMINATE YOUR NEED TO SUBMIT REPORTS WHEN THE VALUES ARE ZERO THIS WILL ALSO AID THE NATIONAL PROGRAM IN ITS QUALITY CONTROL EFFORTS.

NO SUPPLEMENTARY HOMICIDE REPORT SUBMITTED SINCE NO MURDERS, JUSTIFIABLE HOMICIDES, OR MANSLAUGHTER BY NEGLIGENCE OCCURRED IN THIS JURISDICTION DURING THE MONTH.

NO SUPPLEMENT TO RETURN A REPORT SINCE NO CRIME OFFENSES OR RECOVERY OF PROPERTY REPORTED DURING THE MONTH.

NO LAW ENFORCEMENT OFFICERS KILLED OR ASSAULTED REPORT SINCE NONE OF THE OFFICERS WERE ASSAULTED OR KILLED DURING THE MONTH.

NO AGE, SEX, AND RACE OF PERSONS ARRESTED UNDER 18 YEARS OF AGE REPORT SINCE NO ARRESTS OF PERSONS WITHIN THIS AGE GROUP.

NO AGE, SEX, AND RACE OF PERSONS ARRESTED 18 YEARS OF AGE AND OVER REPORT SINCE NO ARRESTS OF PERSONS WITHIN THIS AGE GROUP.

NO MONTHLY RETURN OF ARSON OFFENSES KNOWN TO LAW ENFORCEMENT REPORT SINCE NO ARSONS OCCURRED.

DO NOT USE THIS SPACE

INITIALS

RECORDED

EDITED

ENTERED

ADJUSTED

CORRECTS

\* TOTALS INCLUDE PREVIOUS OFFENSES

SEPTEMBER 2015

Month and Year of Report

GAAPD 0000

Agency Identifier

OCTOBER 12, 2015

Date

ATLANTA POLICE DEPARTMENT - GEORGIA

Agency and State

LIEUTENANT

Title

CHIEF

Chief, Commissioner, Sheriff, or Superintendent

## PROPERTY STOLEN BY CLASSIFICATION

CLASSIFICATION	DATA ENTRY	Number of Actual Offenses (Column 4 Return A)	Monetary Value of Property Stolen
<b>1. MURDER AND NONNEGLIGENT MANSLAUGHTER</b>	12	10	\$ 0.00
<b>2. FORCIBLE RAPE</b>	20	19	\$ 0.00
<b>3. ROBBERY</b>			
(a) HIGHWAY (streets alleys etc.)	31	124	30,323.00
(b) COMMERCIAL HOUSE (except c, d, and f)	32	13	30,810.00
(c) GAS OR SERVICE STATION	33	2	3.00
(d) CONVENIENCE STORE	34	2	100.00
(e) RESIDENCE (anywhere on premises)	35	17	21,077.00
(f) BANK	36	2	2,611.00
(g) MISCELLANEOUS	37	16	3,007.00
<b>TOTAL ROBBERY</b>	<b>30</b>	<b>176</b>	<b>\$ 87,931.00</b>
<b>5. BURGLARY - BREAKING OR ENTERING</b>			
(a) RESIDENCE (dwelling)			
(1) NIGHT (6 p.m. - 6 a.m.)	51	92	57,721.00
(2) DAY (6 a.m. - 6 p.m.)	52	211	205,435.00
(3) UNKNOWN	53	0	0.00
(b) NON-RESIDENCE (store, office, etc.)			
(1) NIGHT (6 p.m. - 6 a.m.)	54	65	143,197.00
(2) DAY (6 a.m. - 6 p.m.)	55	27	3,746.00
(3) UNKNOWN	56	0	0.00
<b>TOTAL BURGLARY</b>	<b>50</b>	<b>395</b>	<b>\$ 410,099.00</b>
<b>6. LARCENY - THEFT (Except Motor Vehicle Theft)</b>			
(a) \$200 AND OVER	61	333	506,597.00
(b) \$50 TO \$200	62	89	10,121.00
(c) UNDER \$50	63	1,130	2,657.00
<b>TOTAL LARCENY (Same as Item 6X)</b>	<b>60</b>	<b>1,552</b>	<b>\$ 519,375.00</b>
<b>7. MOTOR VEHICLE THEFT (Include Alleged Joy Ride)</b>	70	374	\$ 351,848.00
<b>GRAND TOTAL - ALL ITEMS</b>	<b>77</b>		<b>\$ 1,369,253.00</b>
<b>ADDITIONAL ANALYSIS OF LARCENY AND MOTOR VEHICLE THEFT</b>			
<b>6X. NATURE OF LARCENIES UNDER ITEM 6</b>			
(a) POCKET-PICKING	81	10	813.00
(b) PURSE-SNATCHING	82	42	6,893.00
(c) SHOPLIFTING	83	183	12,114.00
(d) FROM MOTOR VEHICLES (except e)	84	850	262,741.00
(e) MOTOR VEHICLE PARTS AND ACCESSORIES	85	103	37,744.00
(f) BICYCLES	86	36	17,986.00
(g) FROM BUILDING (except c and h)	87	130	133,680.00
(h) FROM ANY COIN-OPERATED MACHINES (parking meters, etc.)	88	3	1,932.00
(i) ALL OTHER	89	195	45,472.00
<b>TOTAL LARCENIES (Same as Item 6)</b>	<b>80</b>	<b>1,552</b>	<b>\$ 519,375.00</b>
<b>7X. MOTOR VEHICLES RECOVERED</b>			
(a) STOLEN LOCALLY AND RECOVERED LOCALLY	91	34	
(b) STOLEN LOCALLY AND RECOVERED BY OTHER JURISDICTIONS	92	1	
(c) TOTAL LOCALLY STOLEN MOTOR VEHICLES RECOVERED (a & b)	93	35	
(d) STOLEN IN OTHER JURISDICTIONS AND RECOVERED LOCALLY	90	N/A	

SUPPLEMENT TO RETURN A  
MONTHLY RETURN OF OFFENSES KNOWN TO THE POLICE

1-706 (Rev 8-30-94)  
Form Approved  
OMB No. 1110-0007

This report is authorized by law, Title 28, Section 534, U. S. Code. While you are not required to respond, your cooperation in submitting this report with the Return A will assist the FBI in compiling comprehensive, accurate figures on a timely basis.

This form deals with the nature of crime and the monetary value of property stolen and recovered. The total offenses recorded on the form should be the same as the number of actual offenses listed in Column 4 of the Return A for each crime class. Include attempted crimes on this form, but do not include unfounded offenses. If you cannot complete the report in all areas, please record as much information as is available. Tally sheets will be sent upon request.

PROPERTY BY TYPE AND VALUE

Type of Property  (1)	Data Entry	Monetary Value of Property Stolen in Your Jurisdiction	
		Stolen (2)	Recovered (3)
(A) Currency, Notes, Etc	01	\$ 129,391.00	\$ 1.00
(B) Jewelry and Precious Metals	02	142,444.00	0.00
(C) Clothing and Furs	03	122,858.00	1.00
(D) Locally Stolen Motor Vehicles	04	351,848.00	29,153.00
(E) Office Equipment	05	9,391.00	0.00
(F) Televisions, Radios, Stereos, Etc	06	255,924.00	0.00
(G) Firearms	07	16,007.00	1.00
(H) Household Goods	08	28,540.00	0.00
(I) Consumable Goods	09	3,868.00	0.00
(J) Livestock	10	0.00	0.00
(K) Miscellaneous	11	308,982.00	2.00
<b>TOTAL</b>	<b>00</b>	<b>\$ 1,369,253.00</b>	<b>\$ 29,158.00</b>

The total of this column should agree with the Grand Total (DATA ENTRY 77) shown on page 2.

Include in this column all property recovered even though stolen in prior months. The above is an accounting for only that property stolen in your jurisdiction. This will include property recovered for you by other jurisdictions, but not property you recover for them.

OCTOBER 12, 2015

DATE

*[Signature]* LIEUTENANT  
PREPARED BY TITLE

*[Signature]* CHIEF  
CHIEF, COMMISSIONER, SHERIFF OR SUPERINTENDENT

SEPTEMBER 2015  
Month and Year of Report

GAAPD 0000  
Agency Identifier

ATLANTA POLICE DEPARTMENT - GEORGIA  
Agency and State

**LAW ENFORCEMENT OFFICERS KILLED OR ASSAULTED**

It is requested this report be completed and transmitted with monthly crime reports to: Director, Federal Bureau of Investigation, Uniform Crime Reports, Washington, D. C. 20535. This form should be used to report the number of your officers who were assaulted or killed in the line of duty during the month. Additional information concerning officers killed will be requested by a separate questionnaire

OFFICERS KILLED Number of your law enforcement officers killed in the line of duty this month.	By felonious act	0
	By accident or negligence	0

Officers Assaulted (Do not include officers killed) - See other side for instructions.

Type of Activity	Total Assaults by Weapon A	Type of Weapon				Two-Officer Vehicle F	Type of Assignment						Police Assaults Cleared M
		Firearm B	Knife or Other Cutting Instrument C	Other Dangerous Weapon D	Hands, Fists, Feet, etc. E		One-Officer Vehicle		Detective or Special Assign.		Other		
							Alone G	As-sisted H	Alone I	As-sisted J	Alone K	As-sisted L	
1. Responding to "Disturbance" calls (family quarrels, man with gun, etc.)	0												
2. Burglaries in progress or pursuing burglary suspects	0												
3. Robberies in progress or pursuing robbery suspects	0												
4. Attempting other arrests	0												
5. Civil disorder (riot, mass disobedience)	0												
6. Handling, transporting, custody of prisoners	7			1	6		1	5				1	7
7. Investigating suspicious persons or circumstances	5		4		1			4				1	5
8. Ambush - no warning	0												
9. Mentally deranged	0												
10. Traffic pursuits and stops	1			1								1	1
11. All Other	1			1				1					1
<b>12. TOTAL (1-11)</b>	<b>14</b>	<b>0</b>	<b>4</b>	<b>3</b>	<b>7</b>	<b>0</b>	<b>1</b>	<b>10</b>	<b>0</b>	<b>0</b>	<b>2</b>	<b>1</b>	<b>14</b>
13. Number with personal injury	0												
14. Number without personal injury	14		4	3	7								
15. Time of assaults													
AM	3	1											1
PM	1	2			4								2

<b>DO NOT WRITE HERE</b>	
Recorded	Initials
Edited	
Punched	
Verified	
Adjusted	
DOJ/FBI	

12 01 2:00 4:00 6:00 8:00 10:00 12:00

SEPTEMBER 2015  
Month and Year  
ATLANTA POLICE DEPARTMENT  
Agency

GAAPD 0000  
Agency Identifier  
GEORGIA  
State

*[Signature]*  
Prepared By  
*[Signature]*  
Chief, Sheriff, Commissioner, Superintendent

LIEUTENANT  
Title

MONTHLY RETURN OF ARSON OFFENSES KNOWN TO LAW ENFORCEMENT

DO-73 (2-11-82)  
Form Approved  
OMB No. 1110-0008

This report is authorized by law Title 28, Section 534, United States Code, and the enactment of the fiscal year 1978, Department of Justice Authorization Bill S. 3151. While you are not required to respond, your cooperation in using this form to report all incidents of arson which become known to your department during the month will assist the FBI in compiling comprehensive, accurate data on a timely basis. Instructions appear on reverse side.

1 PROPERTY CLASSIFICATION	2 Offenses Reported or Known to Police (Include Unfounded and Attempts)	3 Unfounded, i.e. False or Baseless Complaints	4 Number of Actual Offenses (Column 2 Minus Column 3 (Include Attempts))	5 Total Offenses Cleared by Arrest or Exceptional Means (Include Column 6)	6 Number of Clearances Involving Only Persons Under 18 Years of Age	7 Offenses Where Structures Uninhabited, Abandoned, or not Normally in Use	8 Estimated Value of Property Damage
<b>STRUCTURAL</b>							
A. Single Occupancy Residential: Houses, Townhouses, Duplexes, etc.	6	3	3				\$ 3,000.
B. Other Residential: Apartments, Tenements, Flats, Hotels, Motels, Inns, Dormitories, Boarding Houses, etc.	2	2					\$
C. Storage: Barns, Garages, Warehouses, etc.							\$
D. Industrial/Manufacturing							\$
E. Other Commercial: Stores, Restaurants, Offices, etc.	1	1					\$
F. Community/Public: Churches, Jails, Schools, Colleges, Hospitals, etc.	1		1				\$ 100.
G. All Other Structure: Out Buildings, Monuments, Buildings Under Construction, etc.	1	1					\$
TOTAL STRUCTURE	11	7	4				\$ 3,100.
<b>MOBILE</b>							
H. Motor Vehicles: Automobiles, Trucks, Buses, Motorcycles, etc.: UCR Definition	1		1				\$ 8,000.
I. Other Mobile Property: Trailers, Recreational Vehicles, Airplanes, Boats, etc.							\$
TOTAL MOBILE	1		1				\$ 8,000.
J. TOTAL OTHER Crops, Timber, Fences, Signs, etc.							\$
GRAND TOTAL	12	7	5				\$ 11,100.

Agency Identifier GAAPD 0000 Month SEPTEMBER 2015  
 Agency ATLANTA POLICE DEPARTMENT State GEORGIA  
 Prepared by [Signature] LIEUTENANT  
[Signature] Chief, Commissioner, Sheriff, or Superintendent CHIEF

DO NOT WRITE HERE				
Recorded				
Edited				
Entered				
Adjusted				
Corres.				



AGENCY IDENTIFIER GAAPD 0000 REPORTING PERIOD SEPTEMBER 2015

AGENCY NAME ATLANTA POLICE DEPARTMENT

**POLICE DISPOSITION OF JUVENILES**

**-Not to include neglect or traffic cases-**

1. Handled within Department and released. (Warning, released to parents, etc.)	_____
2. Referred to juvenile court or probation department.	_____ 82
3. Referred to welfare agency.	_____
4. Referred to other police agency.	_____
5. Referred to criminal or adult court.	_____
TOTAL	_____ 82

OCTOBER 7, 2015  
DATE

L. B. [Signature] LIEUTENANT  
PREPARED BY TITLE

George Y. [Signature] CHIEF  
APPROVED BY TITLE

GCIC USE ONLY	
Recorded	_____
Reviewed	_____
Punched	_____
Verified	_____

RETURN TO  
Georgia Crime Information Center/Uniform Crime Reporting  
P. O. Box 1456  
Atlanta, Georgia 30301

Return on or before the 7th of the following month

GCIC/UCR-012 (9/74)

SUPPLEMENTARY HOMICIDE REPORT

1-704 (Rev. 4-24-95)  
Form Approved  
OMB No. 1110-0002

This report is authorized by law Title 28, Section 534, United States Code. While you are not required to respond, your cooperation in using this form to list data pertaining to all homicides reported on your Return A will assist the FBI in compiling comprehensive, accurate data regarding this important classification on a timely basis.

1a. Murder and Nonnegligent Manslaughter

List below specific information for all offenses shown in item 1a of the monthly Return A. In addition, list all justifiable killings of felons by a citizen or by a peace officer in the line of duty. A brief explanation in the circumstances column regarding unfounded homicide offenses will aid the national Uniform Crime Reporting Program in editing the reports.

Incident	Situation*	Victim **				Offender**				Data Code	Weapon Used (Handgun, Rifle, Shotgun, Club, Poison, etc.)	Relationship of Victim to Offender (Husband, Wife, Son, Father, Acquaintance, Neighbor, Stranger, etc.)	Circumstances (Victim shot by robber, robbery victim shot robber, killed by patron during barroom brawl, etc.)	
		Age	Sex	Race	Ethnicity	Age	Sex	Race	Ethnicity					Do Not Write In These Spaces
	B	31	F	B	N						KNIFE	UNKNOWN	OTHER	
	A	22	M	B	N	30	M	B	N		HANDGUN	ACQUAINTANCE	OTHER - SENSELESS KILLING	
	A	02	F	B	N	19	F	B	N		STRANGULATION	DAUGHTER	OTHER - SENSELESS KILLING	
	B	33	M	B	N						HANDGUN - 9 MM	UNKNOWN	OTHER	
	A	25	M	B	N	33	M	B	N		HANDGUN - 9 MM	ACQUAINTANCE	OTHER ARGUMENTS	
	B	18	M	B	N						HANDGUN	UNKNOWN	OTHER	
	B	25	M	B	N						HANDGUN - 9 MM	UNKNOWN	OTHER	
	A	68	M	B	N	23	M	B	N		KNIFE	STRANGER	OTHER - SENSELESS KILLING	
	B	24	F	B	N						HANDGUN	UNKNOWN	OTHER	
	A	25	M	B	N	24	M	B	N		HANDGUN	ACQUAINTANCE	ROBBERY	

\*\* - See reverse side for explanation

DO NOT WRITE HERE				
Recorded				
Edited				
Punched				
Verified				
Adjusted				

SEPTEMBER 2015  
Month and Year

ATLANTA POLICE DEPARTMENT  
Agency

GAAPD 0000  
Agency Identifier

GEORGIA  
State

Prepared By: *[Signature]*  
Chick Sheriff, Commissioner, Superintendent

LIEUTENANT  
Title

CHIEF







ATLANTA POLICE DEPARTMENT  
 AGE, SEX, AND RACE OF PERSONS ARRESTED  
 16 YEARS OF AGE AND UNDER

CLASSIFICATION OF OFFENSES	SEX	AGE						TOTAL	RACE				ETHNIC		
		09	1012	1314	15	16	White		Black	Native Amer.	Asian/Pacific	Whi. Hispanic	Blck Hispanic		
Murder/Nonnegligent Manslaughter	M						0								
	F						0								
Manslaughter by Negligence	M						0								
	F						0								
Forcible Rape	M						0								
	F						0								
Robbery	M			2	1		3					3			
	F						0								
Aggravated Assault	M		2	3	1	3	9								
	F				1		1					10			
Burglary- Breaking or Entering	M		3	1	2	1	7								
	F						0					7			
Larceny - Theft (except Motor Vehicle Theft)	M		1	2	3	2	8								
	F			3	3		6					14			
Motor Vehicle Theft	M			5	3	2	10								
	F						0					10			
Other Assaults	M			1	2	2	5								
	F			1		2	3					8			
Arson	M						0								
	F						0								
Forgery and Counterfeiting	M						0								
	F						0								
Fraud	M			1		1	2								
	F					1	1					3			
Embezzlement	M						0								
	F						0								
Stolen Property; Buying, Receiving, Possessing	M					2	2								
	F			1	1		2					1	3		
Vandalism	M						0								
	F						0								
Weapons	M					2	2								
	F						0					2			
Prostitution and Commercialized Vice	M						0								
	F						0								

ATLANTA POLICE DEPARTMENT  
 AGE, SEX, AND RACE OF PERSONS ARRESTED  
 16 YEARS OF AGE AND UNDER

MONTH SEPTEMBER

YEAR 2015

CLASSIFICATION OF OFFENSES	SEX	AGE						RACE					ETHNIC	
		10		13		15		TOTAL	White	Black	Native Amer.	Asian/Pacific	Whi. Hispanic	Bck Hispanic
		9	12	14	16									
17 Sex Offenses (except Rape and Prostitution)	M						0							
	F						0							
18 Drug Abuse Violations	M	0	1	0	0	2	3							
	F	0	0	0	0	0	0	0	3	0	0	0	0	0
180 Grand Total	M	0	0	0	0	0	0							
	F	0	0	0	0	0	0	0	0	0	0	0	0	0
a Opium or Cocaine and their Derivatives	M						0							
	F						0							
b Marijuana	M						0							
	F						0							
c Synthetic Narcotics	M						0							
	F						0							
d Other Dangerous Non-Narcotic Drugs	M						0							
	F						0							
185 Subtotal	M	0	1	0	0	2	3							
	F	0	0	0	0	0	0	0	3	0	0	0	0	0
e Opium or Cocaine and their Derivatives	M						0							
	F						0							
f Marijuana	M		1			2	3							
	F						0		3					
g Synthetic Narcotics	M						0							
	F						0							
h Other Dangerous Non-Narcotic Drugs	M						0							
	F						0							
19 Total	M	0	0	0	0	0	0							
	F	0	0	0	0	0	0	0	0	0	0	0	0	0
a Bookmaking	M						0							
	F						0							
b Numbers and Lottery	M						0							
	F						0							
c All Other Gambling	M						0							
	F						0							
20 Offenses Against Family and Children	M						0							
	F						0							

ATLANTA POLICE DEPARTMENT  
 AGE, SEX, AND RACE OF PERSONS ARRESTED  
 16 YEARS OF AGE AND UNDER

MONTH SEPTEMBER

YEAR 2015

CLASSIFICATION OF OFFENSES	SEX	AGE						RACE				ETHNIC				
		0 9	10 12	13 14	15	16	TOTAL	White	Black	Native Amer.	Asian/Pacific	Whi Hispanic	Blk Hispanic			
Driving Under the Influence	M						0									
	F						0									
Liquor Laws	M						0									
	F						0									
Drunkenness	M						0									
	F						0									
Disorderly Conduct	M			1	2	3	3									
	F		2	1	2	5	5	8								
Vagrancy	M						0									
	F						0									
All Other Offenses (except Traffic)	M		1	1	1	3	3									
	F			1		1	1	4								
Suspicion	M						0									
	F						0									
Curfew and Loitering	M			1	1	4	6									
	F						0	1	5							
Run-Aways	M						0									
	F						0									
Total		0	8	25	20	29	82	2	80	0	0	0	0	0	0	0

SEPTEMBER 2015  
 Month and Year of Report

GAAPD 0000  
 Agency Identifier

OCTOBER 13, 2015  
 Date

*[Signature]*  
 Prepared By LIEUTENANT

ATLANTA POLICE DEPARTMENT - GEORGIA  
 Agency and State

*[Signature]*  
 Chief, Commissioner, Sheriff, or Superintendent



**UNIFORM CRIME REPORTING**

**LAW ENFORCEMENT  
OPERATIONS  
&  
MANAGEMENT**

**CRIME AREA COMPARISON**

**SUPPORT SERVICES DIVISION  
Information Services Section**

**SEPTEMBER 2015  
SEPTEMBER 2014**

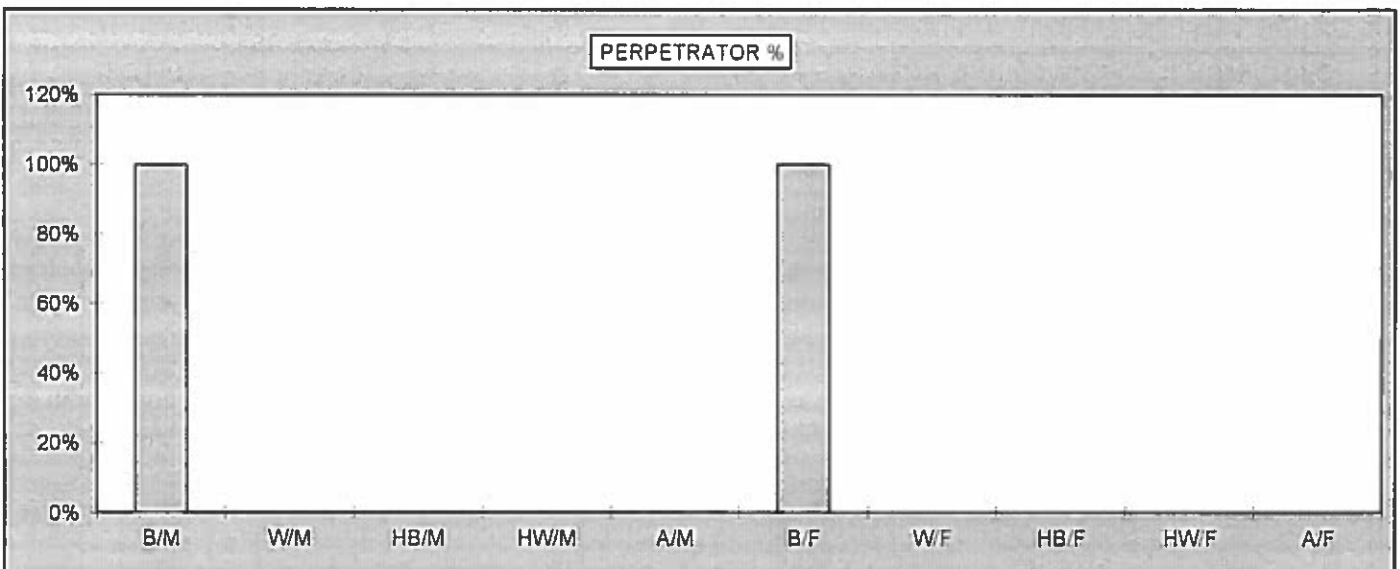
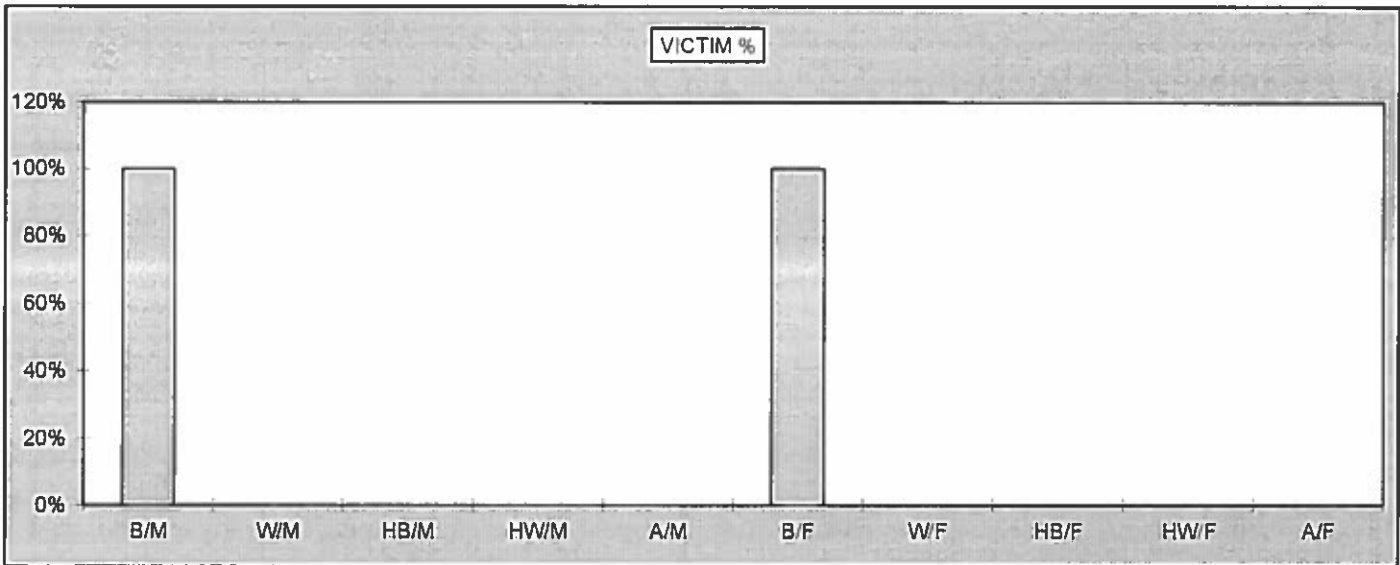
2015  
**SEPTEMBER HOMICIDE COMPARISON  
 BY RACE, SEX, AND ETHNIC ORIGIN**

	VICTIM	PERPETRATOR
B/M	7	4
W/M	0	0
HB/M	0	0
HW/M	0	0
A/M	0	0
<b>TOTAL MALES</b>	<b>7</b>	<b>4</b>
B/F	3	1
W/F	0	0
HB/F	0	0
HW/F	0	0
A/F	0	0
<b>TOTAL FEMALES</b>	<b>3</b>	<b>1</b>
<b>TOTAL</b>	<b>10</b>	<b>5</b>

	VICTIM %	PERPETRATOR %
B/M	100%	100%
W/M	0%	0%
HB/M	0%	0%
HW/M	0%	0%
A/M	0%	0%

B/F	100%	100%
W/F	0%	0%
HB/F	0%	0%
HW/F	0%	0%
A/F	0%	0%

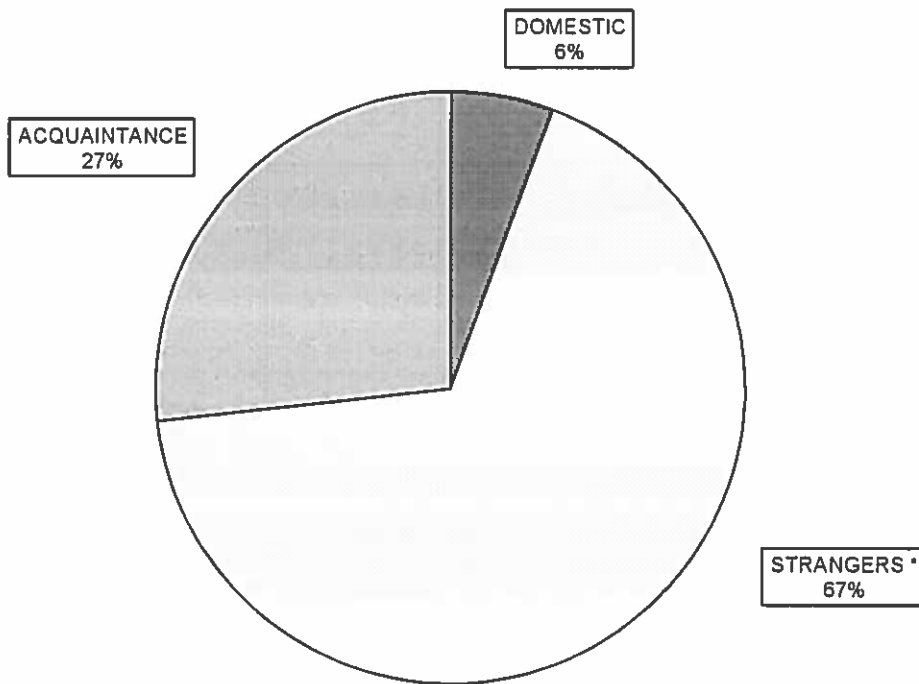
**PERPETRATOR UNKNOWN FOR 5 HOMICIDES**



**2015  
HOMICIDE BREAKDOWN  
YEAR TO DATE**

SEPTEMBER							
MONTH	ACTUAL	DOMESTIC	%	STRANGERS *	%	ACQUAINTANCE	%
JANUARY	6	1	17%	2	33%	3	50%
FEBRUARY	9	0	0%	8	89%	1	11%
MARCH	5	0	0%	5	100%	0	0%
APRIL	9	0	0%	6	67%	3	33%
MAY	10	2	20%	6	60%	2	20%
JUNE	6	0	0%	4	67%	2	33%
JULY	12	1	8%	8	67%	3	25%
AUGUST	4	0	0%	3	75%	1	25%
SEPTEMBER	10	0	0%	6	60%	4	40%
OCTOBER							
NOVEMBER							
DECEMBER							
<b>TOTAL</b>	<b>71</b>	<b>4</b>	<b>6%</b>	<b>48</b>	<b>67%</b>	<b>19</b>	<b>27%</b>

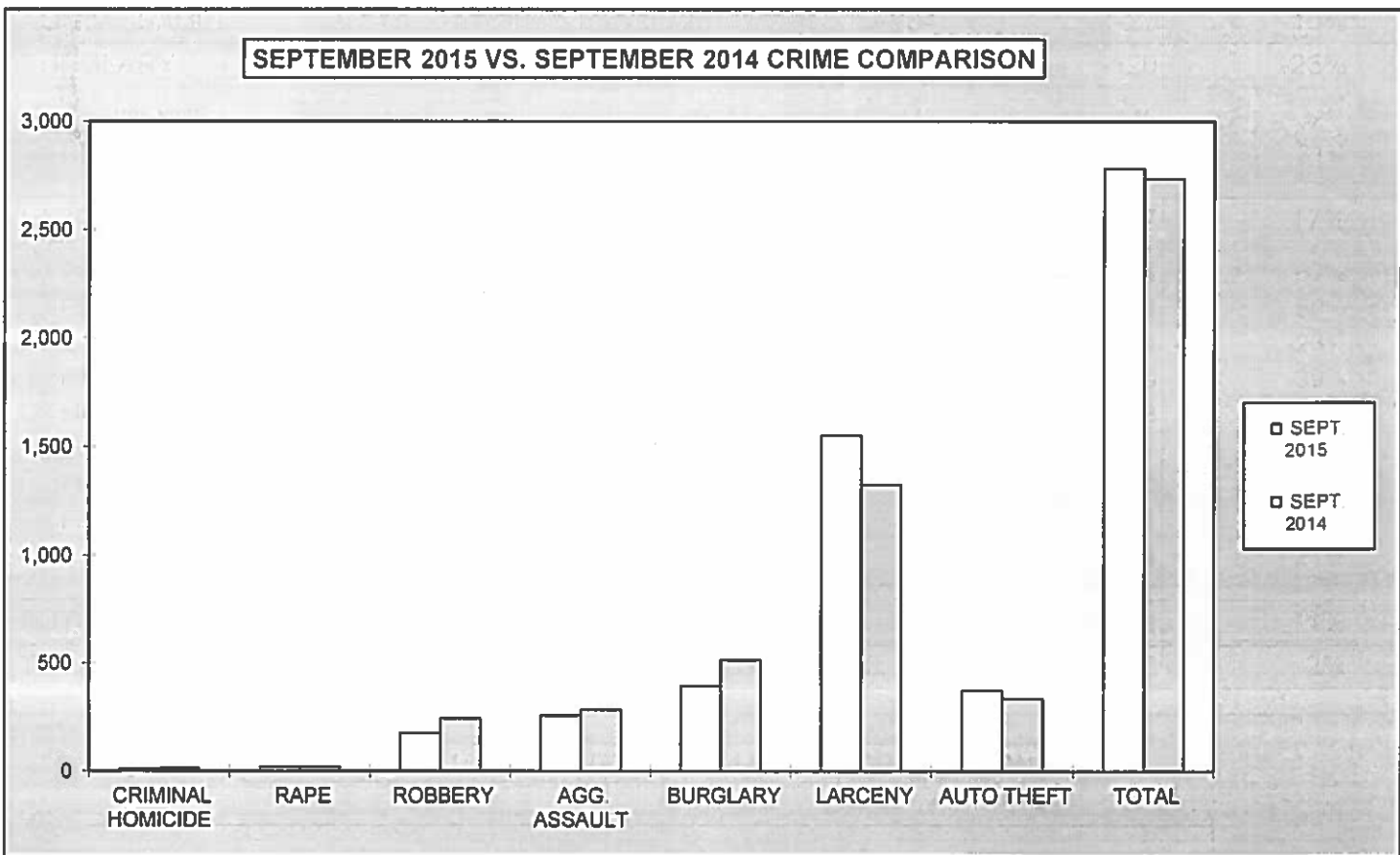
**HOMICIDE BREAKDOWN BY VICTIM/OFFENDER RELATIONSHIP**



\* UNKNOWN INCLUDED IN WITH STRANGERS

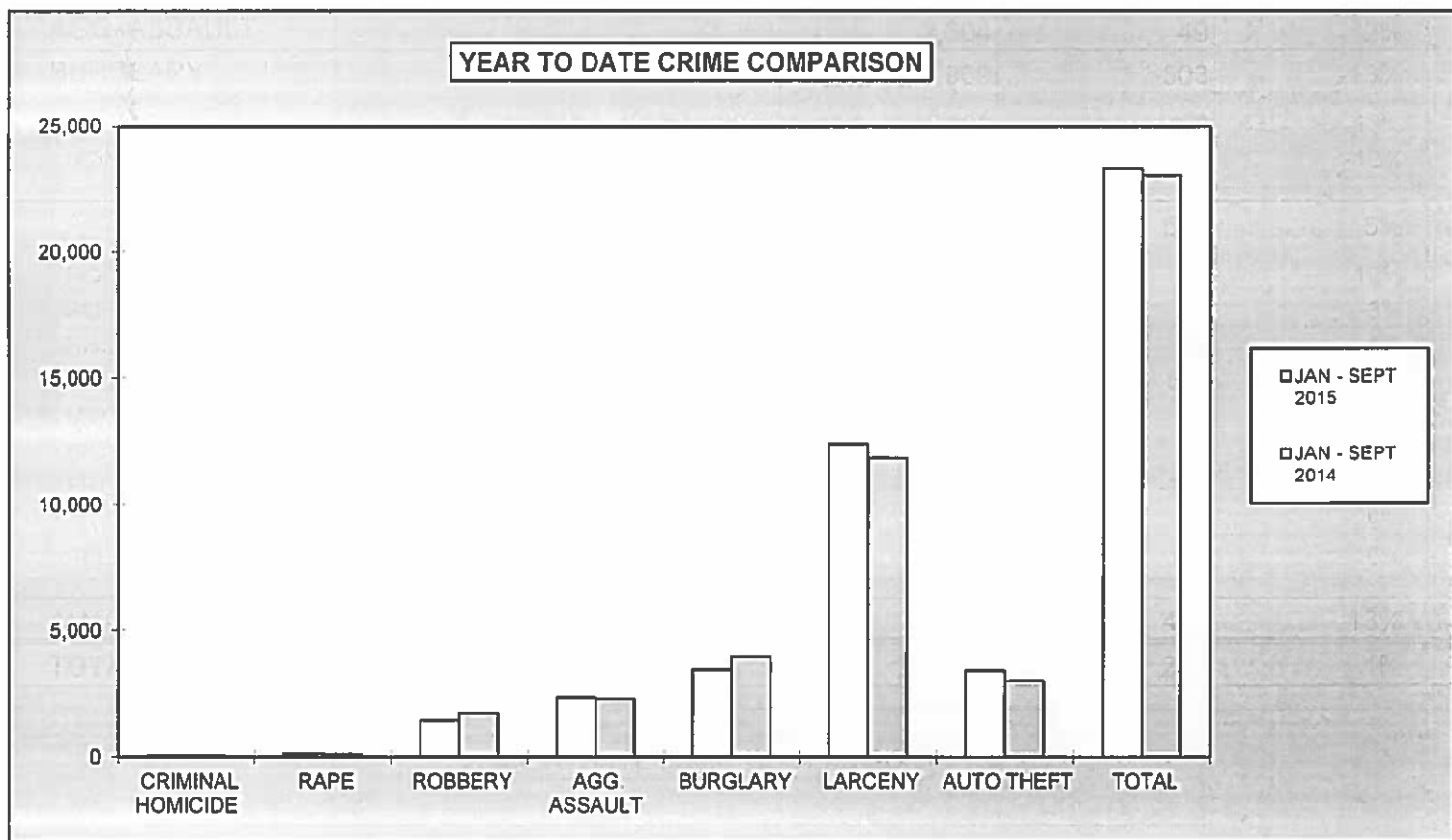
**2015  
MONTHLY CRIME COMPARISON**

CRIME	SEPT. 2015	SEPT. 2014	# DIFFERENCE	% DIFFERENCE
CRIMINAL HOMICIDE	10	13	-3	-23%
RAPE	19	19	0	0%
ROBBERY	176	244	-68	-28%
AGG. ASSAULT	257	284	-27	-10%
BURGLARY	395	515	-120	-23%
RESIDENCE	303	445	-142	-32%
NON-RESIDENCE	92	70	22	31%
LARCENY	1,552	1,325	227	17%
POCKETPICKING	10	6	4	67%
PURSE SNATCHING	42	28	14	50%
SHOPLIFTING	183	237	-54	-23%
FROM MOTOR VEHICLES	850	611	239	39%
MOTOR VEH. PARTS/ACCESSORIES	103	111	-8	-7%
BICYCLES	36	29	7	24%
FROM BUILDINGS	130	140	-10	-7%
FROM COIN OPERATED MACHINES	3	2	1	50%
ALL OTHER	195	161	34	21%
AUTO THEFT	374	336	38	11%
<b>TOTAL</b>	<b>2,783</b>	<b>2,736</b>	<b>47</b>	<b>2%</b>



**2015  
YEAR TO DATE CRIME COMPARISON**

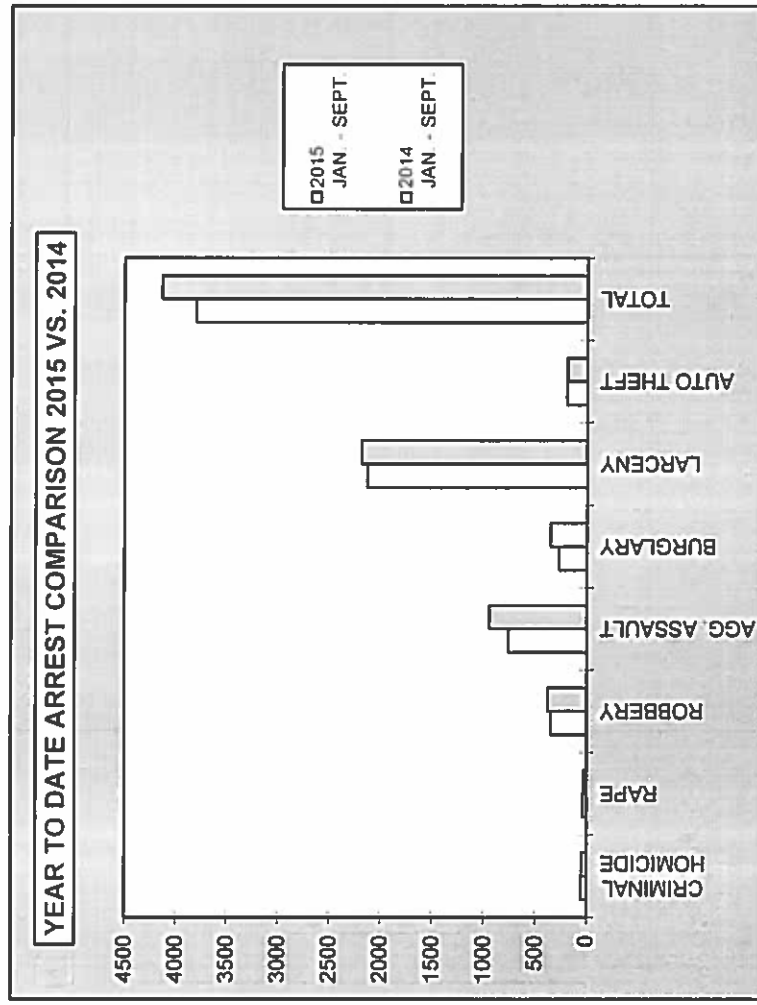
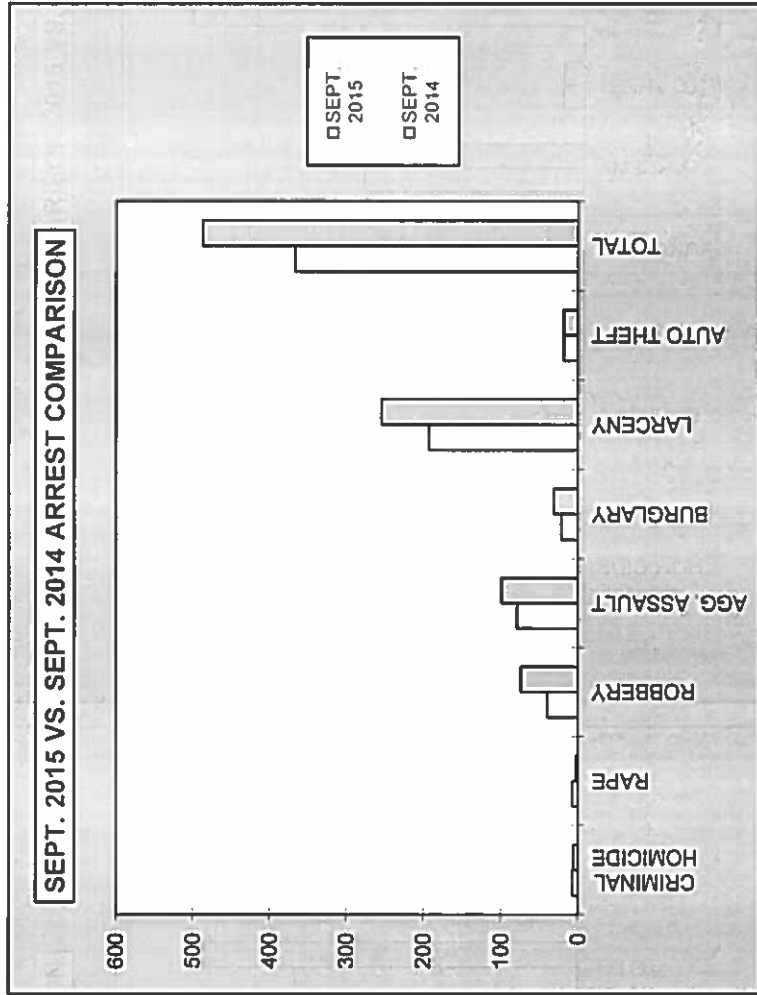
<b>FIRST 9 MONTHS</b>				
<b>CRIME</b>	<b>JAN - SEPT 2015</b>	<b>JAN - SEPT 2014</b>	<b># DIFFERENCE</b>	<b>% DIFFERENCE</b>
CRIMINAL HOMICIDE	71	67	4	6%
RAPE	136	118	18	15%
ROBBERY	1,450	1,710	-260	-15%
AGG. ASSAULT	2,353	2,304	49	2%
BURGLARY	3,466	3,969	-503	-13%
RESIDENCE	2,847	3,267	-420	-13%
NON-RESIDENCE	619	702	-83	-12%
LARCENY	12,408	11,857	551	5%
POCKETPICKING	56	50	6	12%
PURSE SNATCHING	235	242	-7	-3%
SHOPLIFTING	2,042	2,023	19	1%
FROM MOTOR VEHICLES	6,279	5,764	515	9%
MOTOR VEH. PARTS/ACCESSORIES	781	790	-9	-1%
BICYCLES	220	214	6	3%
FROM BUILDINGS	1,143	1,280	-137	-11%
FROM COIN OPERATED MACHINES	18	14	4	29%
ALL OTHER	1,634	1,480	154	10%
AUTO THEFT	3,431	3,025	406	13%
<b>TOTAL</b>	<b>23,315</b>	<b>23,050</b>	<b>265</b>	<b>1%</b>



**2015  
ARREST COMPARISON**

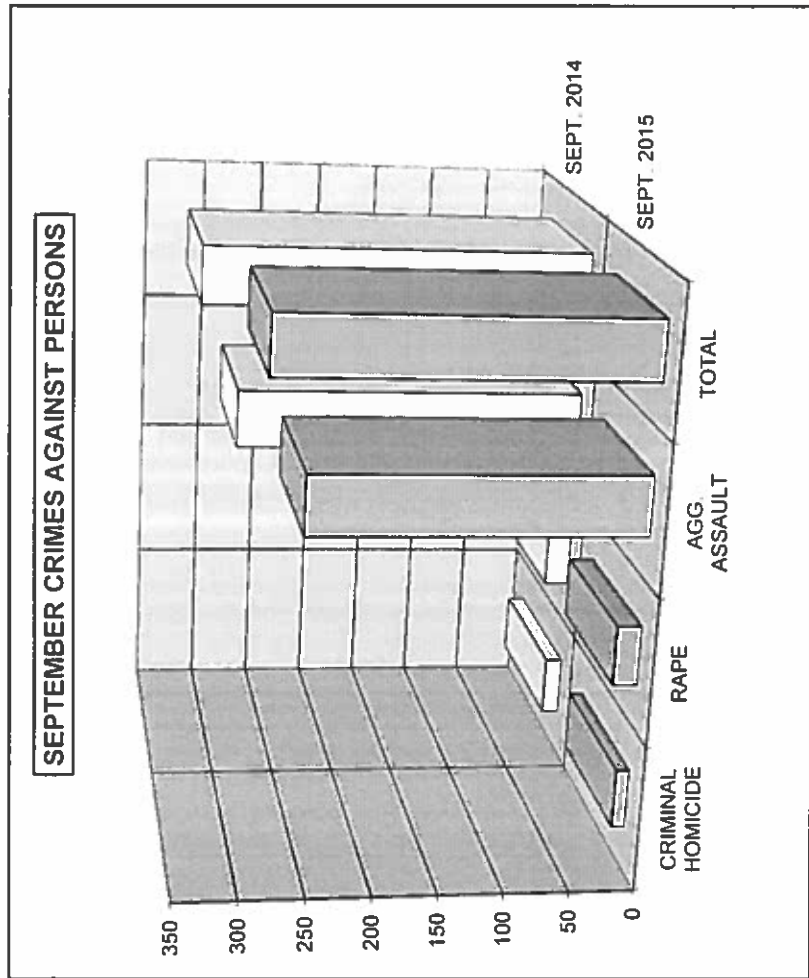
SEPTEMBER ARREST COMPARISON					
CRIME	SEPT. 2015	SEPT. 2014	# DIFFERENCE	% DIFFERENCE	
CRIMINAL HOMICIDE	7	6	1	17%	
RAPE	7	3	4	133%	
ROBBERY	40	74	-34	-46%	
AGG. ASSAULT	79	99	-20	-20%	
BURGLARY	22	32	-10	-31%	
LARCENY	193	254	-61	-24%	
AUTO THEFT	19	19	0	0%	
<b>TOTAL</b>	<b>367</b>	<b>487</b>	<b>-120</b>	<b>-25%</b>	

FIRST 9 MONTHS ARREST COMPARISON					
CRIME	2015 JAN. - SEPT.	2014 JAN. - SEPT.	# DIFFERENCE	% DIFFERENCE	
CRIMINAL HOMICIDE	57	52	5	10%	
RAPE	41	31	10	32%	
ROBBERY	349	381	-32	-8%	
AGG. ASSAULT	756	943	-187	-20%	
BURGLARY	270	354	-84	-24%	
LARCENY	2,127	2,183	-56	-3%	
AUTO THEFT	198	192	6	3%	
<b>TOTAL</b>	<b>3,798</b>	<b>4,136</b>	<b>-338</b>	<b>-8%</b>	

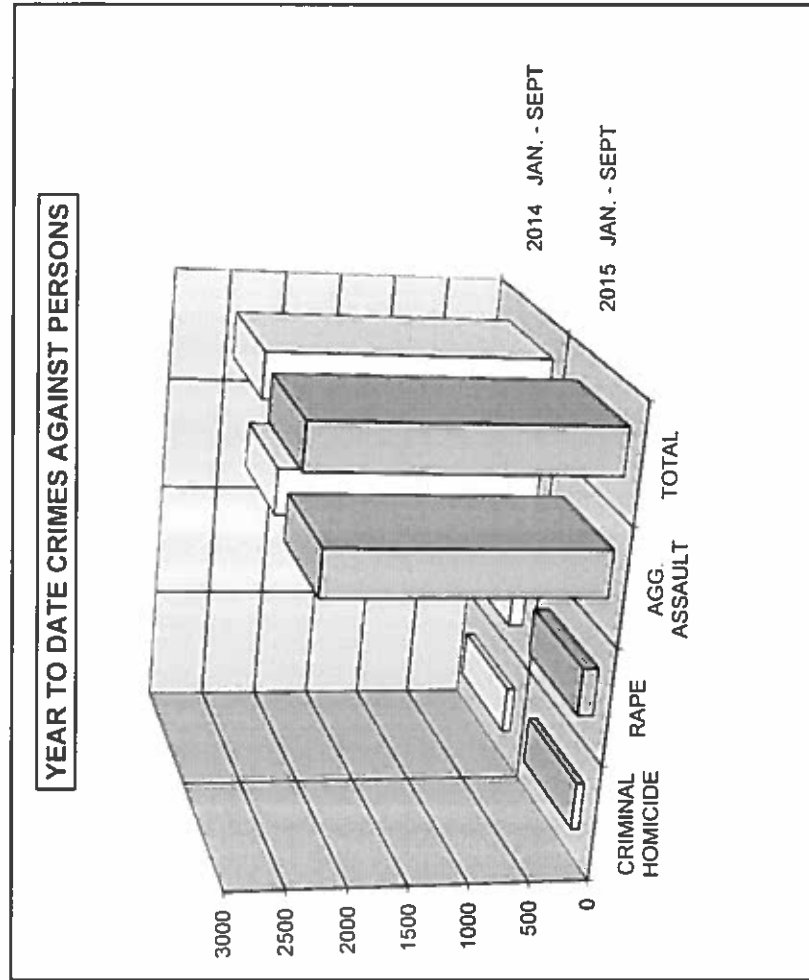


**2015  
CRIME COMPARISON  
CRIMES AGAINST PERSONS**

SEPTEMBER				
CRIME	SEPT. 2015	SEPT. 2014	# DIFFERENCE	% DIFFERENCE
CRIMINAL HOMICIDE	10	13	-3	-23%
RAPE	19	19	0	0%
AGG. ASSAULT	257	284	-27	-10%
<b>TOTAL</b>	<b>286</b>	<b>316</b>	<b>-30</b>	<b>-9%</b>



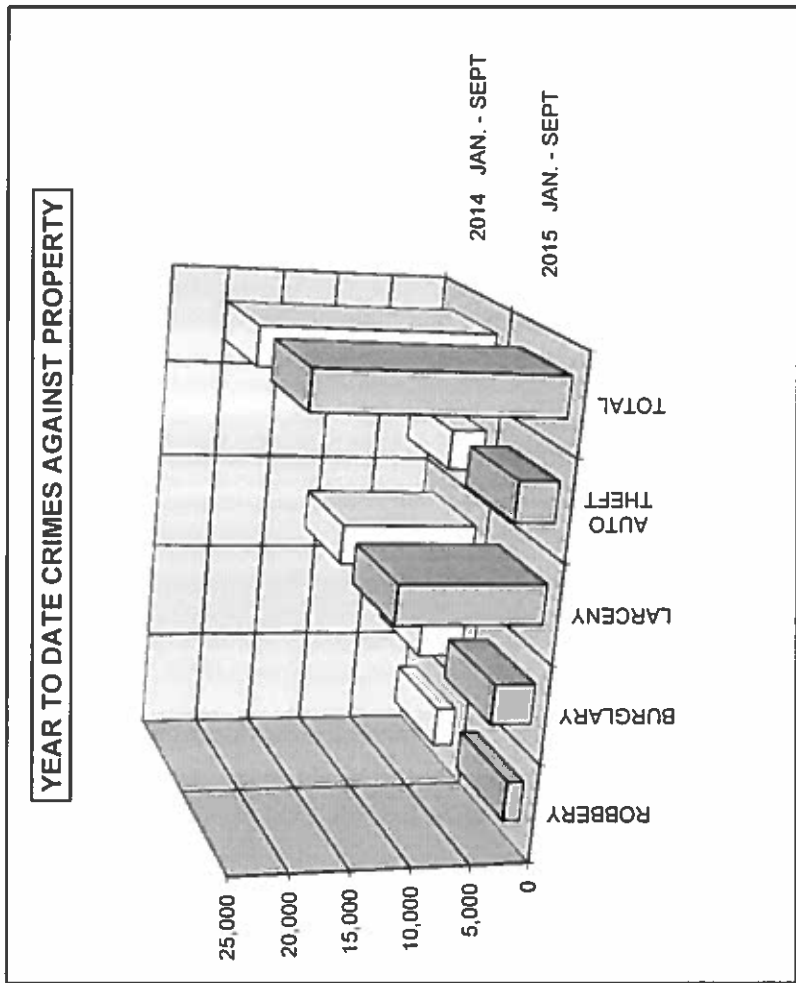
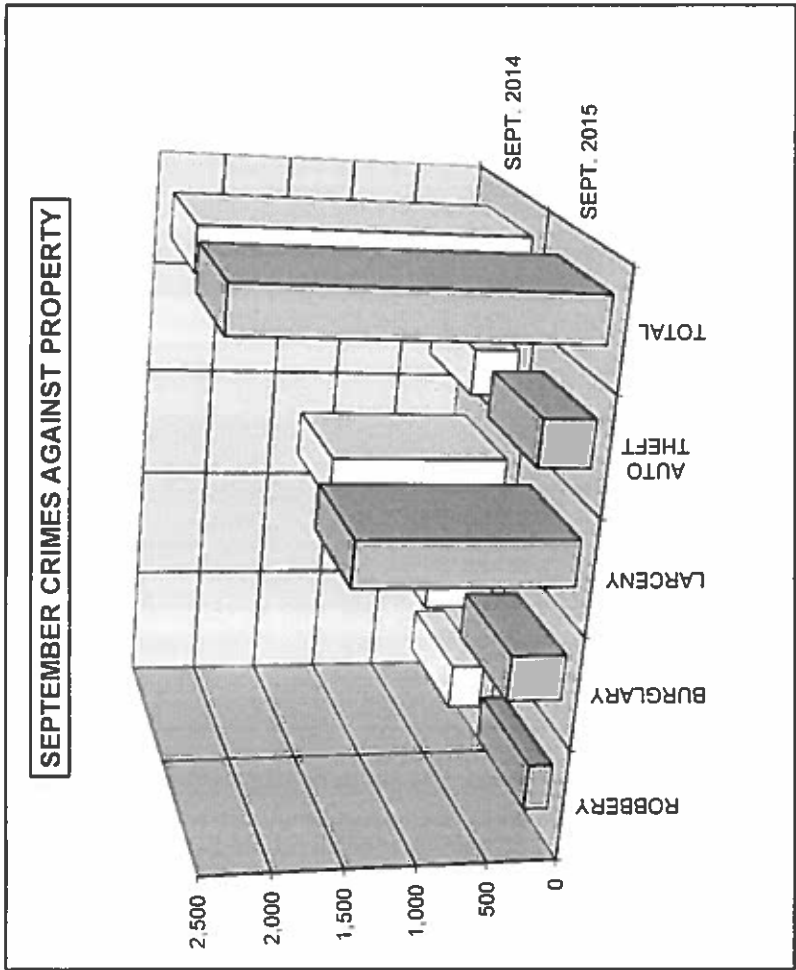
FIRST 9 MONTHS				
CRIME	2015 JAN - SEPT	2014 JAN. - SEPT	# DIFFERENCE	% DIFFERENCE
CRIMINAL HOMICIDE	71	67	4	6%
RAPE	136	118	18	15%
AGG. ASSAULT	2,353	2,304	49	2%
<b>TOTAL</b>	<b>2,560</b>	<b>2,489</b>	<b>71</b>	<b>3%</b>



**2015  
CRIME COMPARISON  
CRIMES AGAINST PROPERTY**

FIRST 9 MONTHS					
CRIME	2015 JAN. - SEPT.	2014 JAN. - SEPT.	# DIFFERENCE	% DIFFERENCE	
ROBBERY	1,450	1,710	-260	-15%	
BURGLARY	3,466	3,969	-503	-13%	
LARCENY	12,408	11,857	551	5%	
AUTO THEFT	3,431	3,025	406	13%	
<b>TOTAL</b>	<b>20,755</b>	<b>20,561</b>	<b>194</b>	<b>1%</b>	

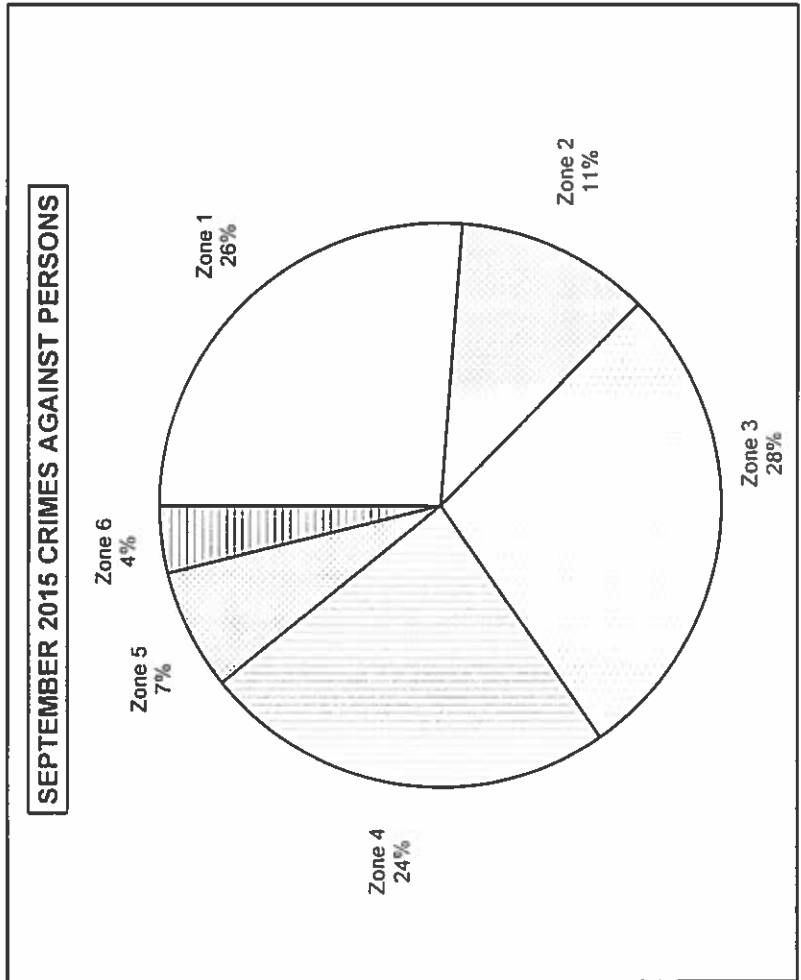
SEPTEMBER					
CRIME	SEPT. 2015	SEPT. 2014	# DIFFERENCE	% DIFFERENCE	
ROBBERY	176	244	-68	-28%	
BURGLARY	395	515	-120	-23%	
LARCENY	1,552	1,325	227	17%	
AUTO THEFT	374	336	38	11%	
<b>TOTAL</b>	<b>2,497</b>	<b>2,420</b>	<b>77</b>	<b>3%</b>	



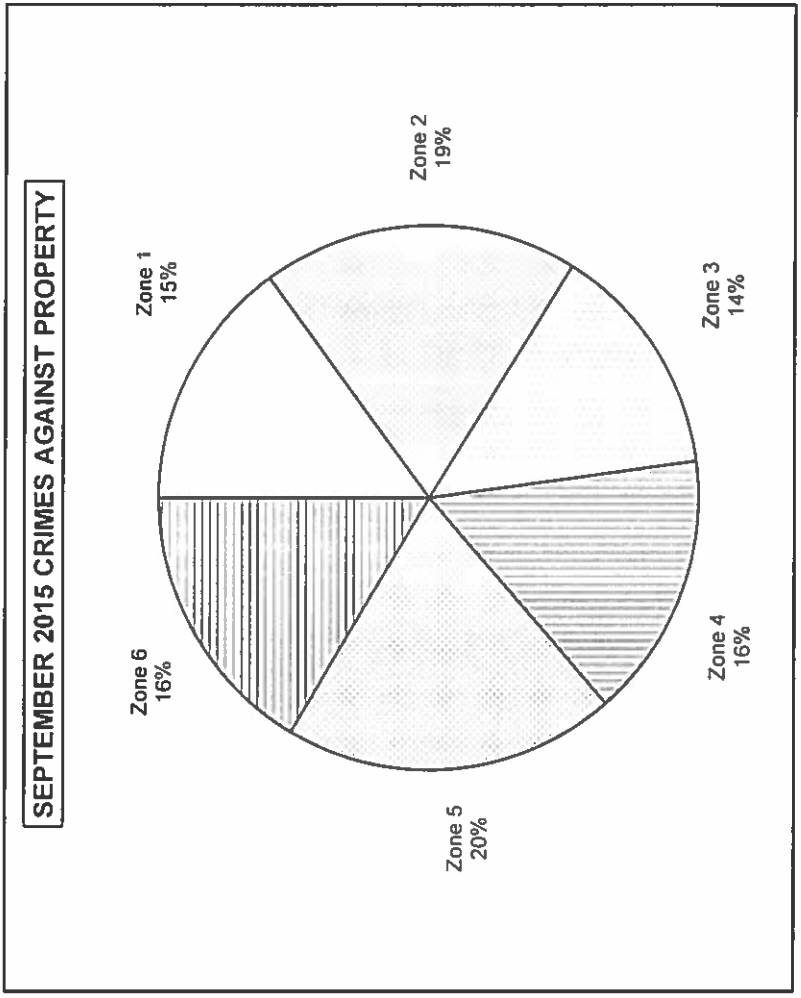


**2015  
AREA BREAKDOWN  
CRIMES AGAINST PERSONS AND PROPERTY**

SEPTEMBER 2015 CRIMES AGAINST PERSONS BY ZONE						
CRIME	Zone 1	Zone 2	Zone 3	Zone 4	Zone 5	Zone 6
CRIMINAL HOMICIDE	5	0	3	1	1	0
RAPE	5	5	5	1	3	0
AGG. ASSAULT	65	27	72	66	16	11
<b>TOTAL CRIMES AGAINST PERSONS</b>	<b>75</b>	<b>32</b>	<b>80</b>	<b>68</b>	<b>20</b>	<b>11</b>

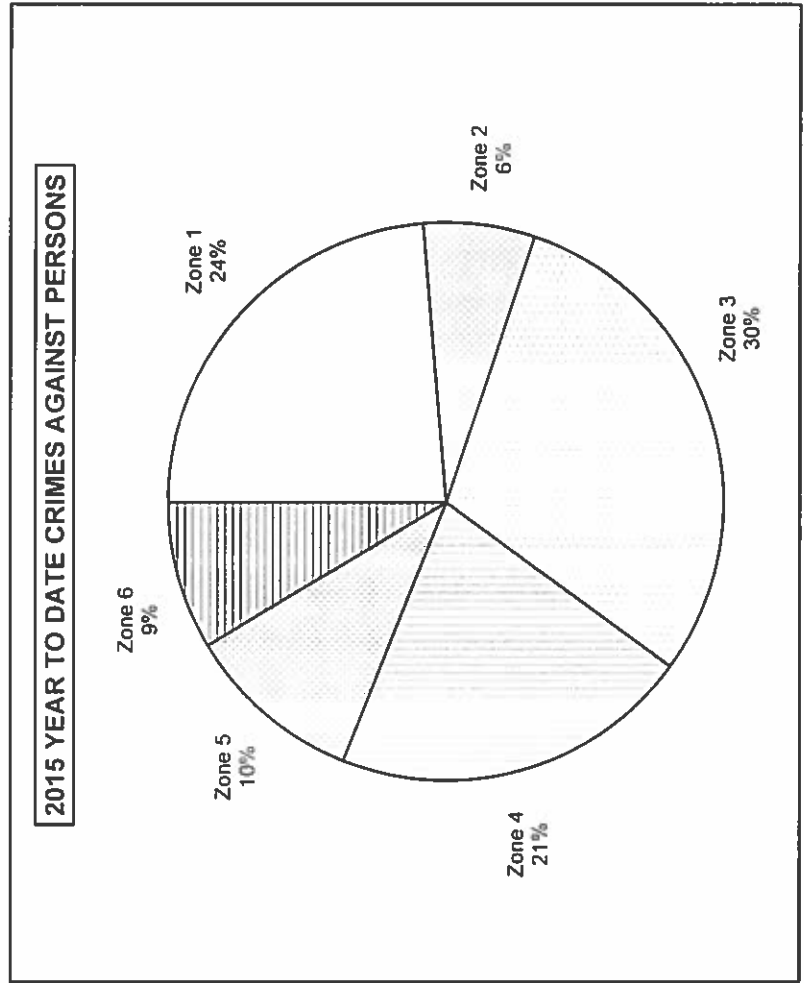


SEPTEMBER 2015 CRIMES AGAINST PROPERTY BY ZONE						
CRIME	Zone 1	Zone 2	Zone 3	Zone 4	Zone 5	Zone 6
ROBBERY	26	24	38	37	21	30
BURGLARY	96	54	85	88	24	48
LARCENY	183	348	142	198	393	288
AUTO THEFT	68	46	84	72	58	46
<b>TOTAL CRIMES AGAINST PROPERTY</b>	<b>373</b>	<b>472</b>	<b>349</b>	<b>395</b>	<b>496</b>	<b>412</b>

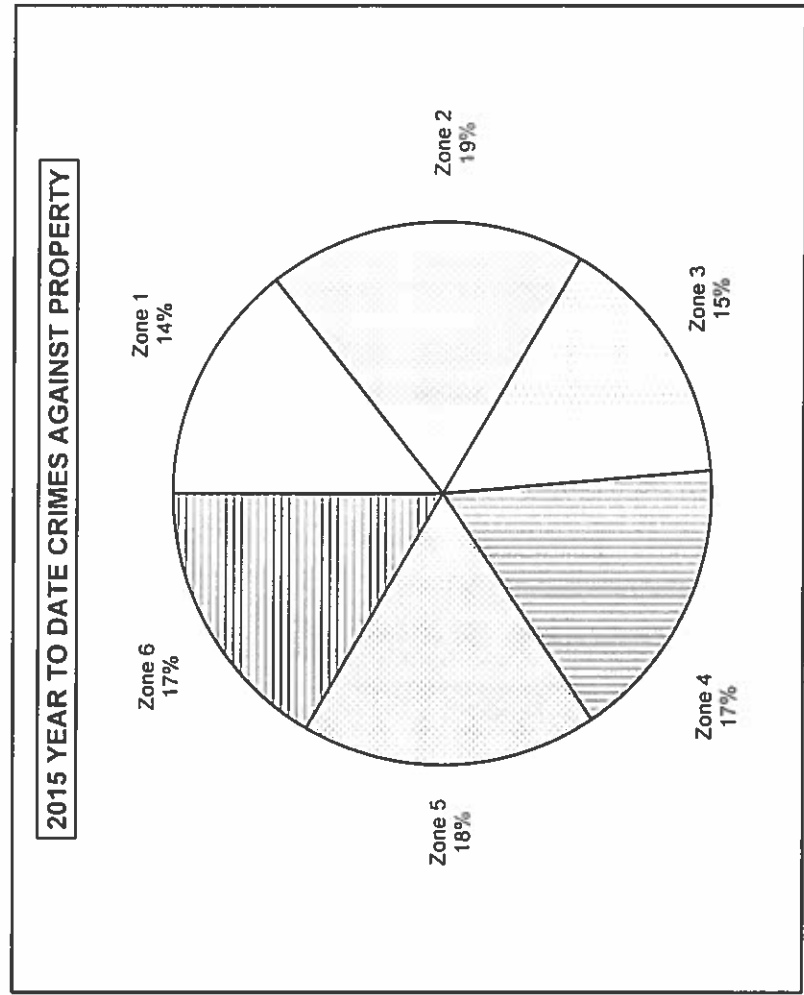


**2015  
YEAR TO DATE AREA BREAKDOWN  
CRIMES AGAINST PERSONS AND PROPERTY**

<b>FIRST 9 MONTHS 2015 CRIMES AGAINST PERSONS BY ZONE</b>						
CRIME	Zone 1	Zone 2	Zone 3	Zone 4	Zone 5	Zone 6
CRIMINAL HOMICIDE	25	1	16	13	6	10
RAPE	30	24	26	12	34	10
AGG. ASSAULT	551	140	724	512	225	201
<b>TOTAL CRIMES AGAINST PERSONS</b>	<b>606</b>	<b>165</b>	<b>766</b>	<b>537</b>	<b>265</b>	<b>221</b>

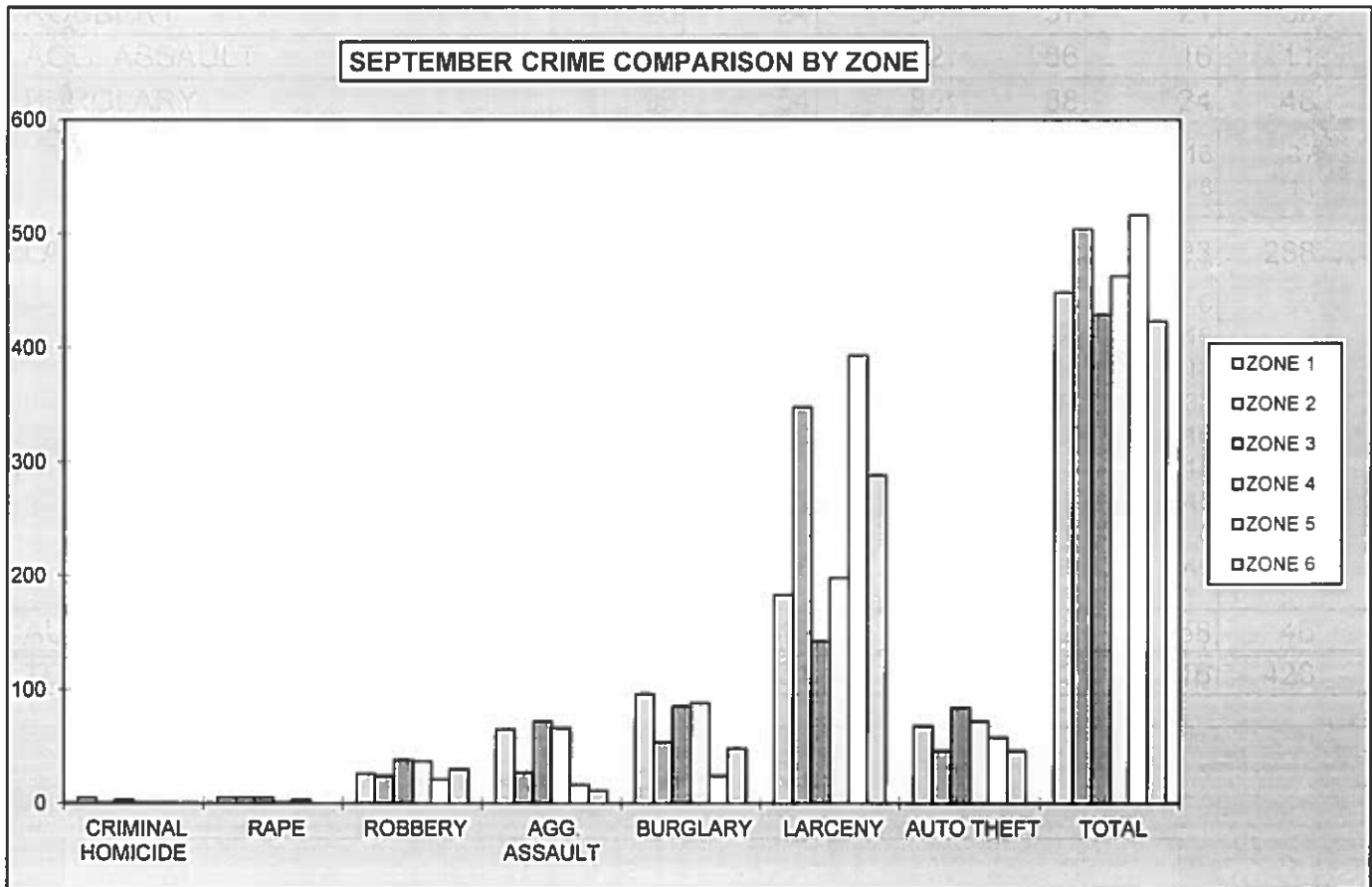


<b>FIRST 9 MONTHS 2015 CRIMES AGAINST PROPERTY BY ZONE</b>						
CRIME	Zone 1	Zone 2	Zone 3	Zone 4	Zone 5	Zone 6
ROBBERY	261	160	310	279	231	209
BURGLARY	696	536	735	788	202	509
LARCENY	1,466	2,878	1,320	1,715	2,856	2,173
AUTO THEFT	559	382	793	748	389	560
<b>TOTAL CRIMES AGAINST PROPERTY</b>	<b>2,982</b>	<b>3,956</b>	<b>3,158</b>	<b>3,530</b>	<b>3,678</b>	<b>3,451</b>



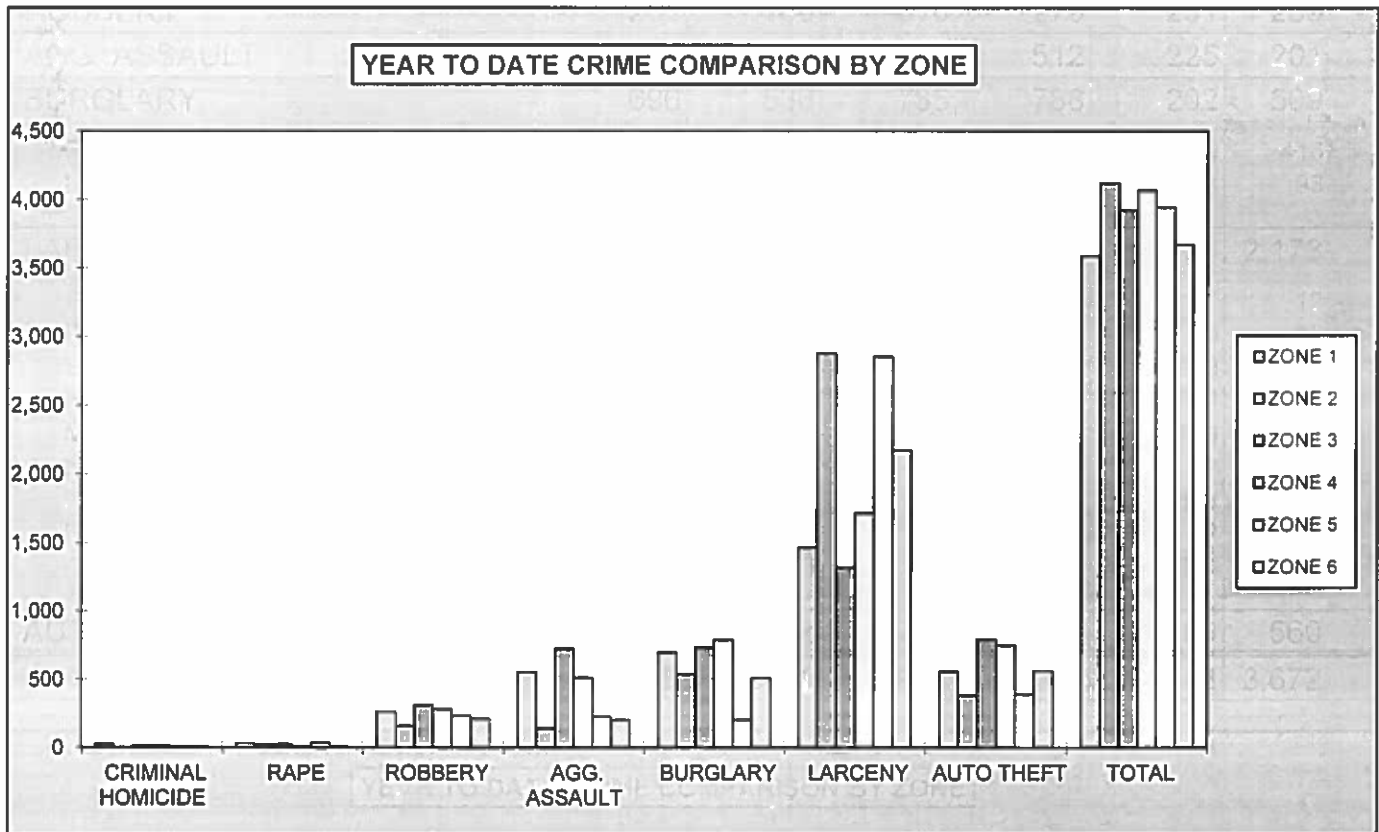
**2015  
AREA BREAKDOWN**

<b>SEPTEMBER CRIME COMPARISON BY ZONE</b>						
CRIME	ZONE 1	ZONE 2	ZONE 3	ZONE 4	ZONE 5	ZONE 6
CRIMINAL HOMICIDE	5	0	3	1	1	0
RAPE	5	5	5	1	3	0
ROBBERY	26	24	38	37	21	30
AGG. ASSAULT	65	27	72	66	16	11
BURGLARY	96	54	85	88	24	48
RESIDENCE	81	33	61	75	16	37
NON-RESIDENCE	15	21	24	13	8	11
<b>LARCENY</b>	<b>183</b>	<b>348</b>	<b>142</b>	<b>198</b>	<b>393</b>	<b>288</b>
POCKETPICKING	0	2	0	0	6	2
PURSE SNATCHING	6	7	4	6	16	3
SHOPLIFTING	22	78	10	26	14	33
FROM MOTOR VEHICLES	88	180	69	104	232	177
MOTOR VEH. PARTS/ACCESSORIES	16	22	16	17	16	16
BICYCLES	1	3	3	3	18	8
FROM BUILDINGS	16	31	11	13	45	14
FROM COIN OPERATED MACHINES	1	0	1	0	0	1
ALL OTHER	33	25	28	29	46	34
AUTO THEFT	68	46	84	72	58	46
<b>TOTAL</b>	<b>448</b>	<b>504</b>	<b>429</b>	<b>463</b>	<b>516</b>	<b>423</b>



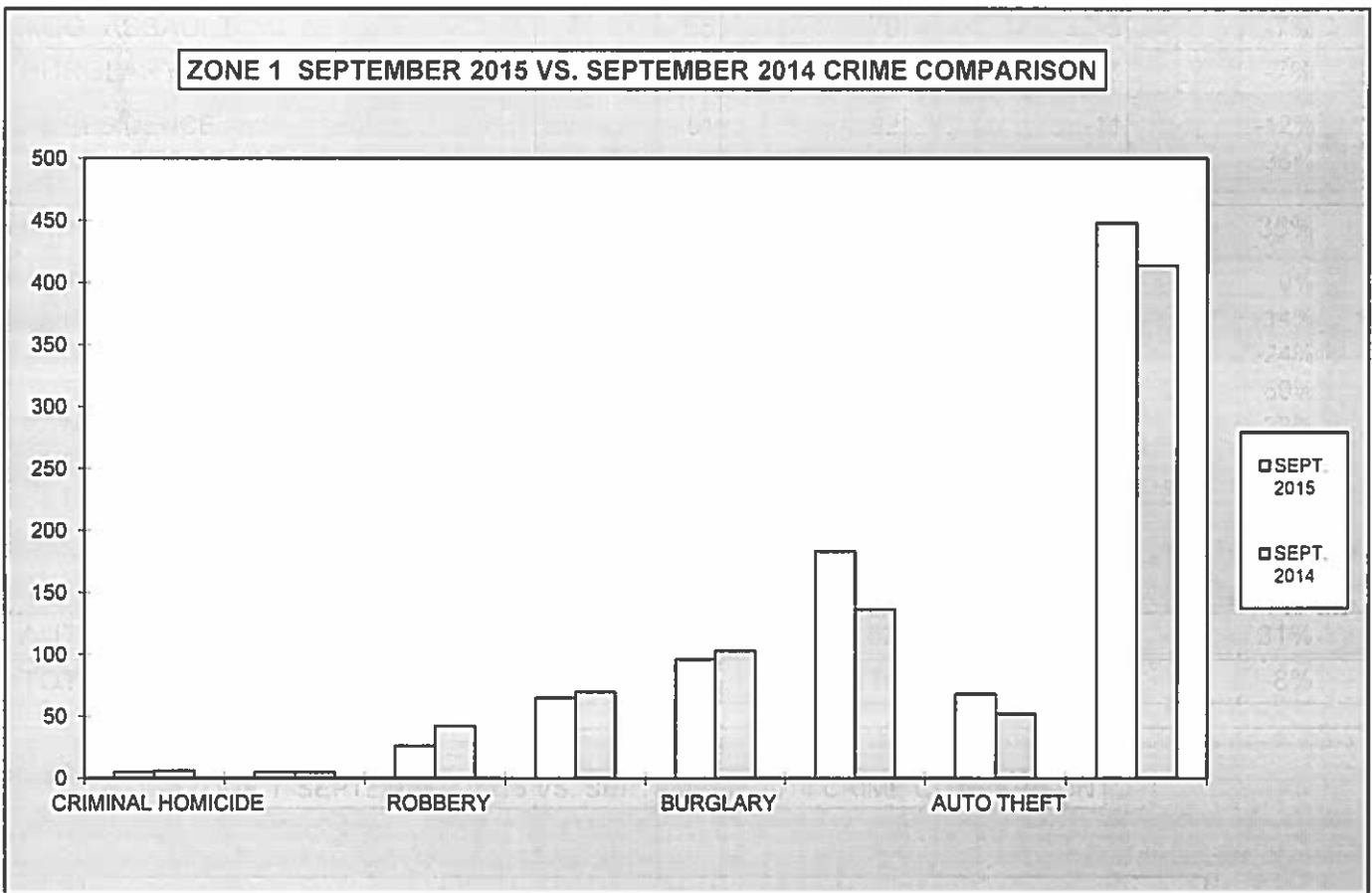
**2015  
YEAR TO DATE AREA BREAKDOWN**

<b>FIRST 9 MONTHS CRIME COMPARISON BY ZONE</b>						
<b>CRIME</b>	<b>ZONE 1</b>	<b>ZONE 2</b>	<b>ZONE 3</b>	<b>ZONE 4</b>	<b>ZONE 5</b>	<b>ZONE 6</b>
CRIMINAL HOMICIDE	25	1	16	13	6	10
RAPE	30	24	26	12	34	10
ROBBERY	261	160	310	279	231	209
AGG. ASSAULT	551	140	724	512	225	201
BURGLARY	696	536	735	788	202	509
RESIDENCE	600	371	618	703	139	416
NON-RESIDENCE	96	165	117	85	63	93
<b>LARCENY</b>	<b>1,466</b>	<b>2,878</b>	<b>1,320</b>	<b>1,715</b>	<b>2,856</b>	<b>2,173</b>
POCKETPICKING	2	15	2	4	21	12
PURSE SNATCHING	37	24	26	41	80	27
SHOPLIFTING	320	776	130	276	220	320
FROM MOTOR VEHICLES	586	1,363	597	791	1,678	1,264
MOTOR VEH. PARTS/ACCESSORIES	134	123	139	162	126	97
BICYCLES	12	23	17	16	82	70
FROM BUILDINGS	131	287	114	129	333	149
FROM COIN OPERATED MACHINES	3	1	7	2	2	3
ALL OTHER	241	266	288	294	314	231
<b>AUTO THEFT</b>	<b>559</b>	<b>382</b>	<b>793</b>	<b>748</b>	<b>389</b>	<b>560</b>
<b>TOTAL</b>	<b>3,588</b>	<b>4,121</b>	<b>3,924</b>	<b>4,067</b>	<b>3,943</b>	<b>3,672</b>



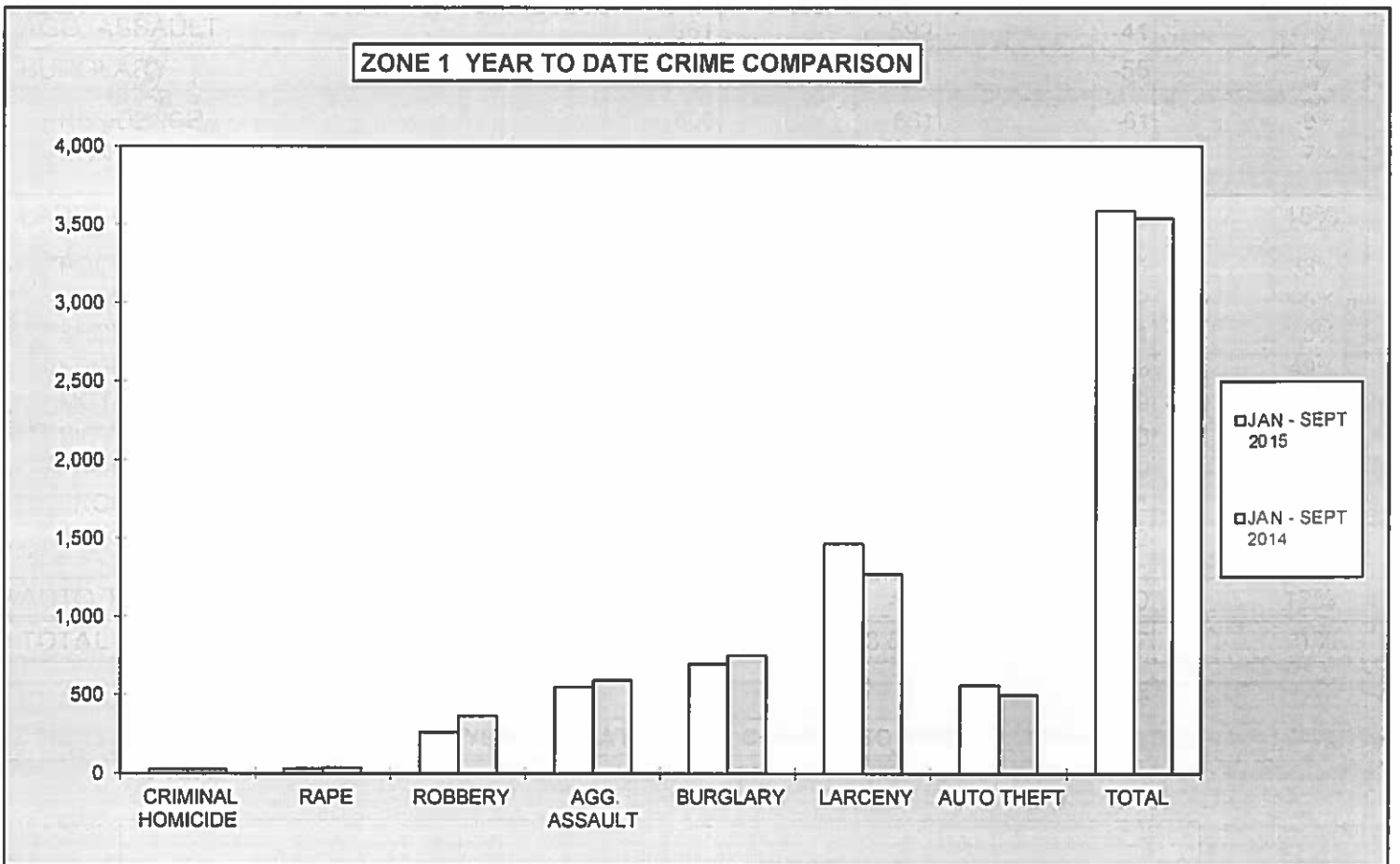
**2015  
MONTHLY CRIME COMPARISON**

<b>ZONE 1</b>				
<b>CRIME</b>	<b>SEPT. 2015</b>	<b>SEPT. 2014</b>	<b># DIFFERENCE</b>	<b>% DIFFERENCE</b>
CRIMINAL HOMICIDE	5	6	-1	-17%
RAPE	5	5	0	0%
ROBBERY	26	42	-16	-38%
AGG. ASSAULT	65	70	-5	-7%
BURGLARY	96	103	-7	-7%
RESIDENCE	81	92	-11	-12%
NON-RESIDENCE	15	11	4	36%
LARCENY	183	136	47	35%
POCKETPICKING	0	0	0	0%
PURSE SNATCHING	6	7	-1	-14%
SHOPLIFTING	22	29	-7	-24%
FROM MOTOR VEHICLES	88	49	39	80%
MOTOR VEH. PARTS/ACCESSORIES	16	13	3	23%
BICYCLES	1	4	-3	-75%
FROM BUILDINGS	16	19	-3	-16%
FROM COIN OPERATED MACHINES	1	0	1	100%
ALL OTHER	33	15	18	120%
AUTO THEFT	68	52	16	31%
<b>TOTAL</b>	<b>448</b>	<b>414</b>	<b>34</b>	<b>8%</b>



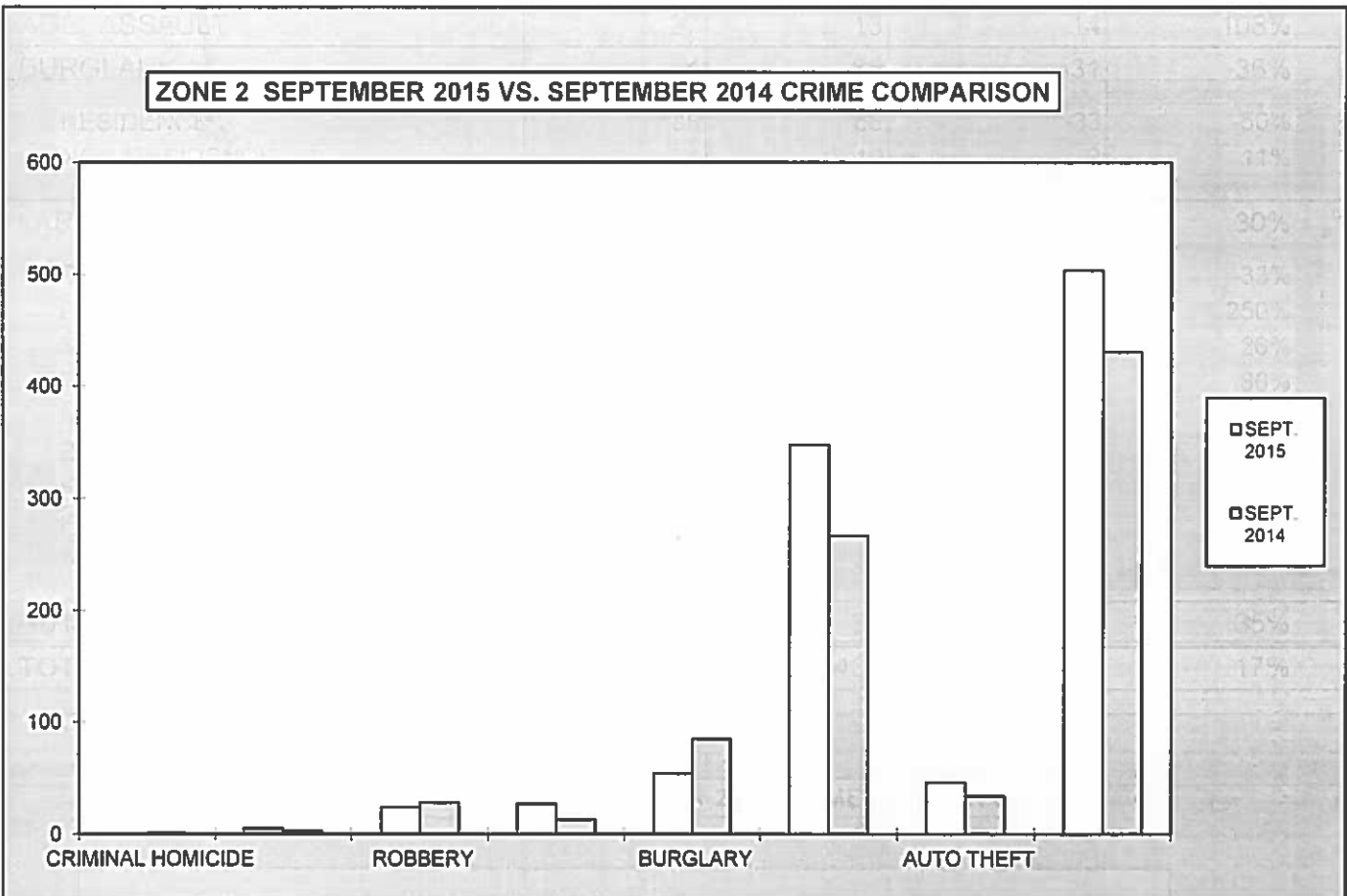
**2015  
YEAR TO DATE CRIME COMPARISON**

<b>ZONE 1</b>				
<b>CRIME</b>	<b>JAN - SEPT 2015</b>	<b>JAN - SEPT 2014</b>	<b># DIFFERENCE</b>	<b>% DIFFERENCE</b>
CRIMINAL HOMICIDE	25	25	0	0%
RAPE	30	36	-6	-17%
ROBBERY	261	367	-106	-29%
AGG. ASSAULT	551	592	-41	-7%
BURGLARY	696	751	-55	-7%
RESIDENCE	600	661	-61	-9%
NON-RESIDENCE	96	90	6	7%
LARCENY	1,466	1,271	195	15%
POCKETPICKING	2	3	-1	-33%
PURSE SNATCHING	37	39	-2	-5%
SHOPLIFTING	320	321	-1	0%
FROM MOTOR VEHICLES	586	393	193	49%
MOTOR VEH. PARTS/ACCESSORIES	134	115	19	17%
BICYCLES	12	9	3	33%
FROM BUILDINGS	131	160	-29	-18%
FROM COIN OPERATED MACHINES	3	2	1	50%
ALL OTHER	241	229	12	5%
AUTO THEFT	559	499	60	12%
<b>TOTAL</b>	<b>3,588</b>	<b>3,541</b>	<b>47</b>	<b>1%</b>



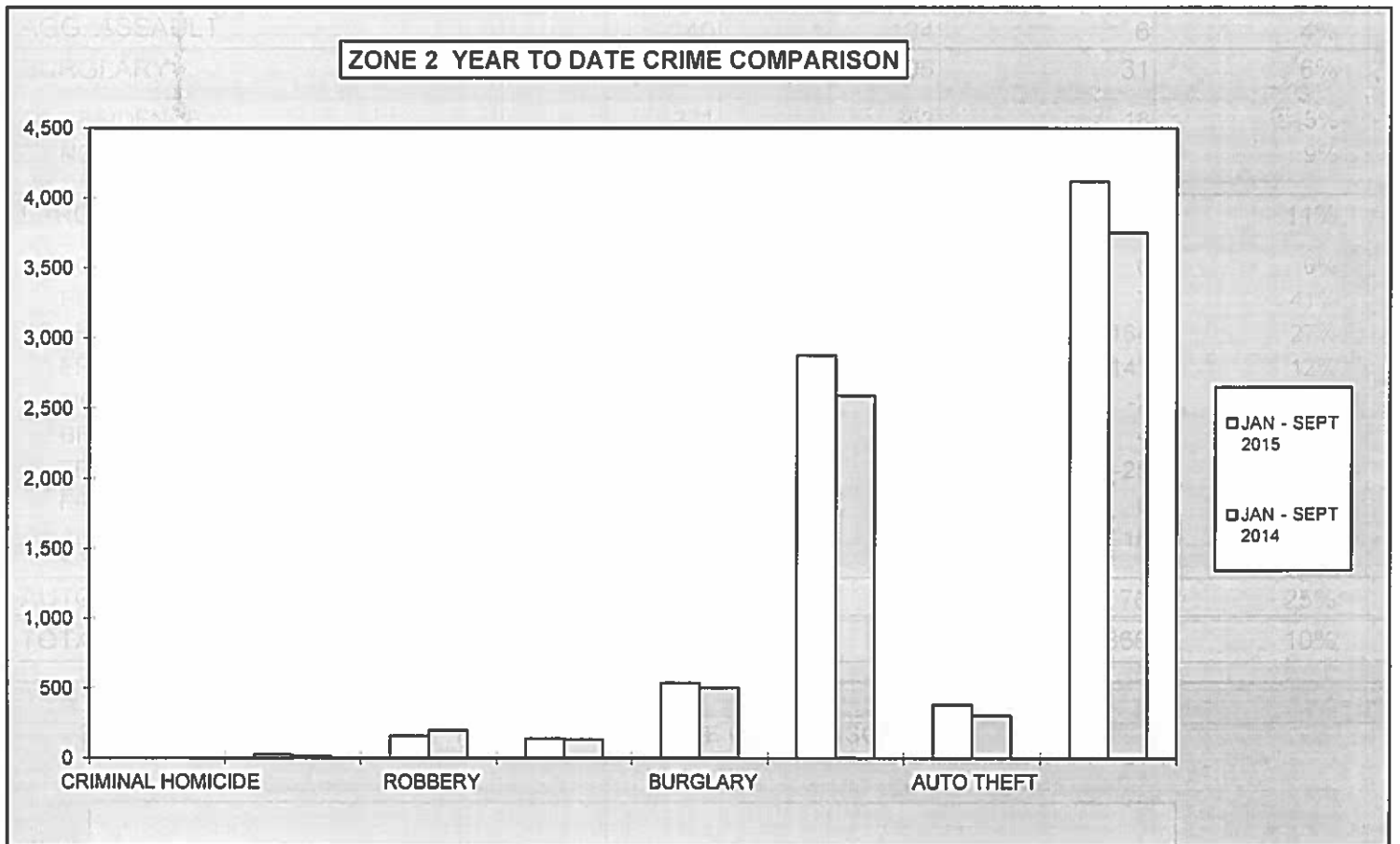
**2015  
MONTHLY CRIME COMPARISON**

<b>ZONE 2</b>				
<b>CRIME</b>	<b>SEPT. 2015</b>	<b>SEPT. 2014</b>	<b># DIFFERENCE</b>	<b>% DIFFERENCE</b>
CRIMINAL HOMICIDE	0	1	-1	-100%
RAPE	5	3	2	67%
ROBBERY	24	28	-4	-14%
AGG. ASSAULT	27	13	14	108%
BURGLARY	54	85	-31	-36%
RESIDENCE	33	66	-33	-50%
NON-RESIDENCE	21	19	2	11%
LARCENY	348	267	81	30%
POCKETPICKING	2	3	-1	-33%
PURSE SNATCHING	7	2	5	250%
SHOPLIFTING	78	62	16	26%
FROM MOTOR VEHICLES	180	100	80	80%
MOTOR VEH. PARTS/ACCESSORIES	22	18	4	22%
BICYCLES	3	3	0	0%
FROM BUILDINGS	31	40	-9	-23%
FROM COIN OPERATED MACHINES	0	0	0	0%
ALL OTHER	25	39	-14	-36%
AUTO THEFT	46	34	12	35%
<b>TOTAL</b>	<b>504</b>	<b>431</b>	<b>73</b>	<b>17%</b>



**2015  
YEAR TO DATE CRIME COMPARISON**

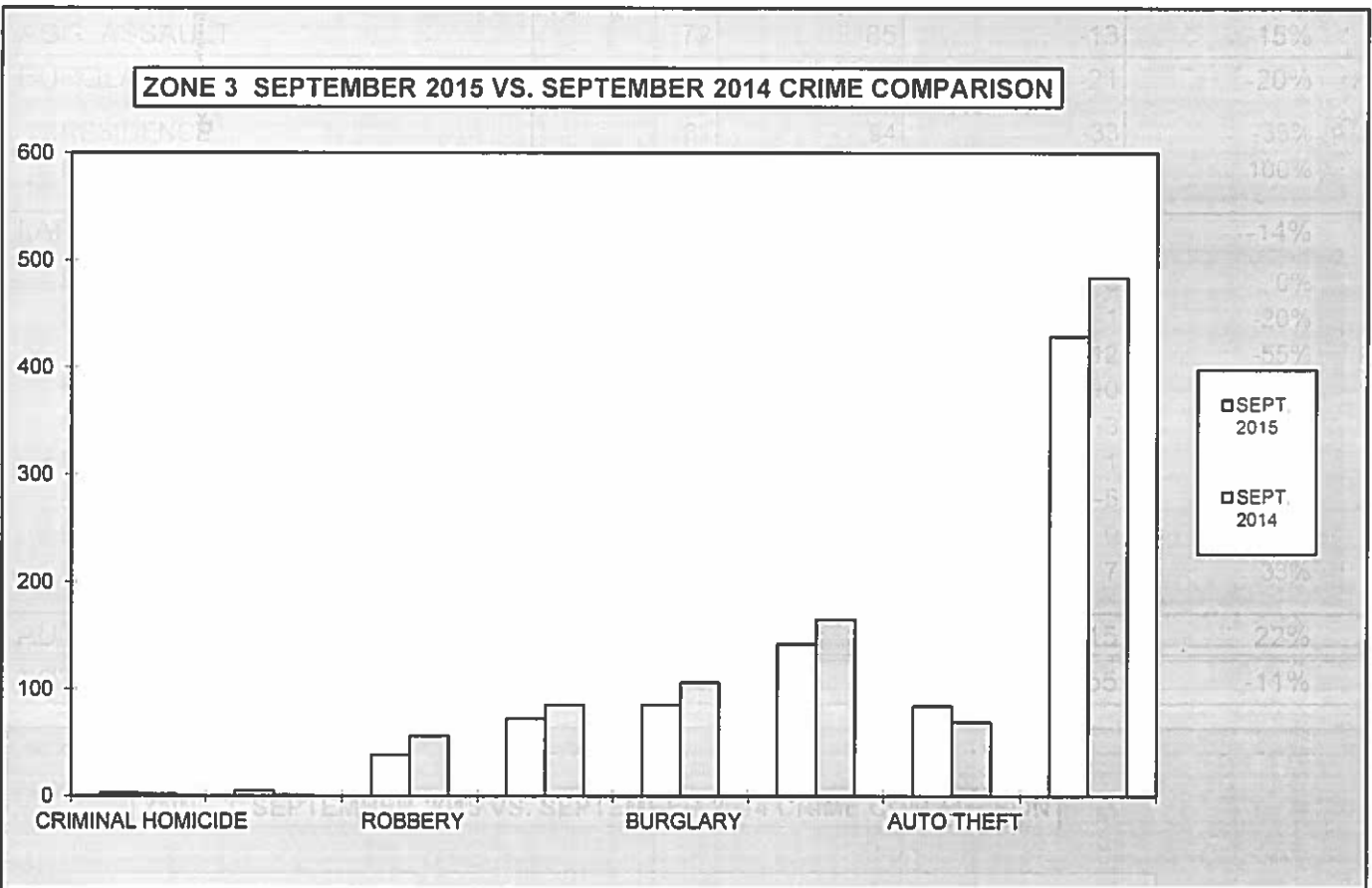
<b>ZONE 2</b>				
<b>CRIME</b>	<b>JAN-SEPT 2015</b>	<b>JAN-SEPT 2014</b>	<b># DIFFERENCE</b>	<b>% DIFFERENCE</b>
CRIMINAL HOMICIDE	1	4	-3	-75%
RAPE	24	14	10	71%
ROBBERY	160	199	-39	-20%
AGG. ASSAULT	140	134	6	4%
BURGLARY	536	505	31	6%
RESIDENCE	371	353	18	5%
NON-RESIDENCE	165	152	13	9%
LARCENY	2,878	2,593	285	11%
POCKETPICKING	15	15	0	0%
PURSE SNATCHING	24	17	7	41%
SHOPLIFTING	776	612	164	27%
FROM MOTOR VEHICLES	1,363	1,216	147	12%
MOTOR VEH. PARTS/ACCESSORIES	123	125	-2	-2%
BICYCLES	23	19	4	21%
FROM BUILDINGS	287	312	-25	-8%
FROM COIN OPERATED MACHINES	1	1	0	0%
ALL OTHER	266	276	-10	-4%
AUTO THEFT	382	306	76	25%
<b>TOTAL</b>	<b>4,121</b>	<b>3,755</b>	<b>366</b>	<b>10%</b>





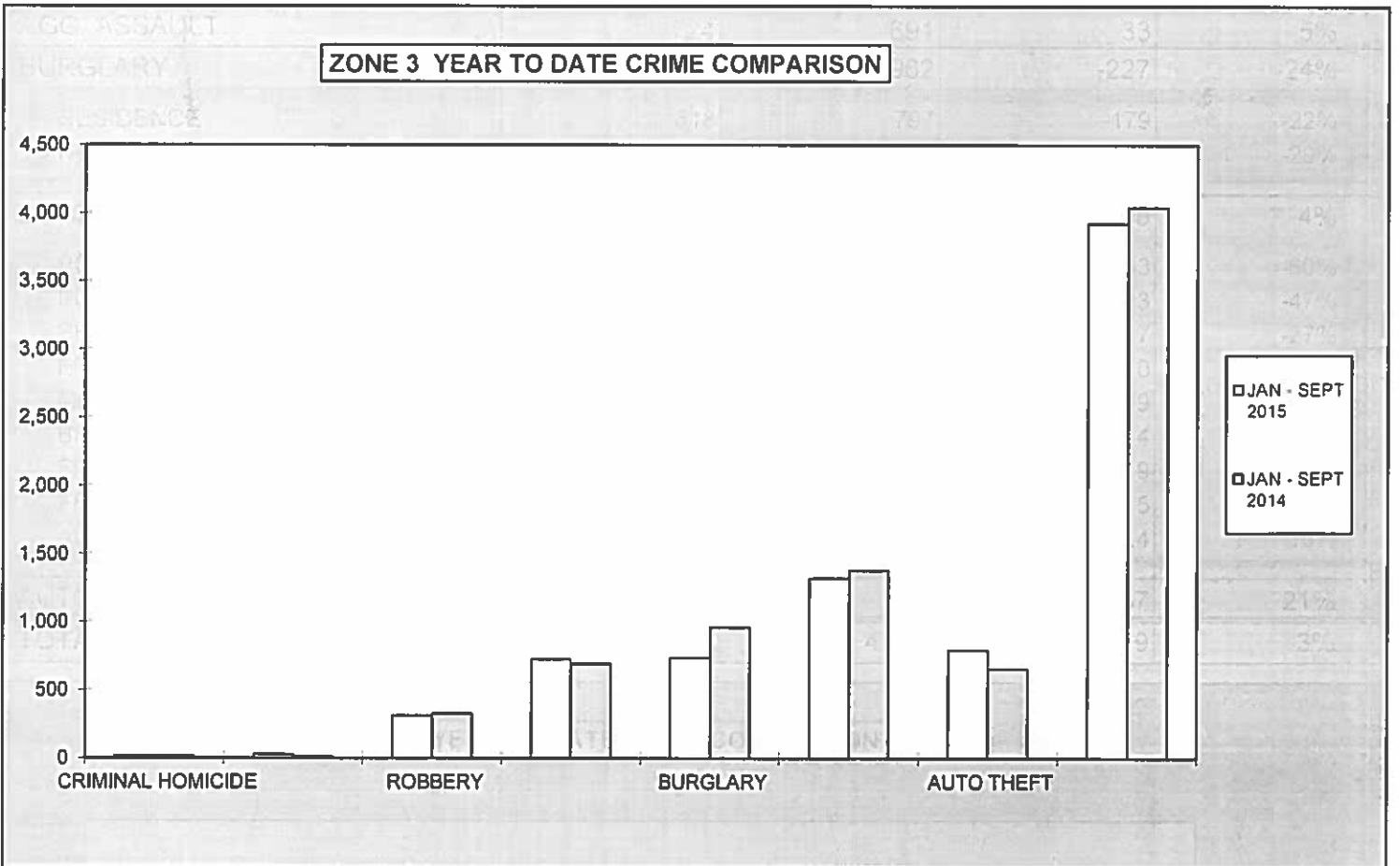
**2015  
MONTHLY CRIME COMPARISON**

<b>ZONE 3</b>				
<b>CRIME</b>	<b>SEPT. 2015</b>	<b>SEPT. 2014</b>	<b># DIFFERENCE</b>	<b>% DIFFERENCE</b>
CRIMINAL HOMICIDE	3	2	1	50%
RAPE	5	1	4	400%
ROBBERY	38	56	-18	-32%
AGG. ASSAULT	72	85	-13	-15%
BURGLARY	85	106	-21	-20%
RESIDENCE	61	94	-33	-35%
NON-RESIDENCE	24	12	12	100%
LARCENY	142	165	-23	-14%
POCKETPICKING	0	0	0	0%
PURSE SNATCHING	4	5	-1	-20%
SHOPLIFTING	10	22	-12	-55%
FROM MOTOR VEHICLES	69	79	-10	-13%
MOTOR VEH. PARTS/ACCESSORIES	16	19	-3	-16%
BICYCLES	3	2	1	50%
FROM BUILDINGS	11	16	-5	-31%
FROM COIN OPERATED MACHINES	1	1	0	0%
ALL OTHER	28	21	7	33%
AUTO THEFT	84	69	15	22%
<b>TOTAL</b>	<b>429</b>	<b>484</b>	<b>-55</b>	<b>-11%</b>



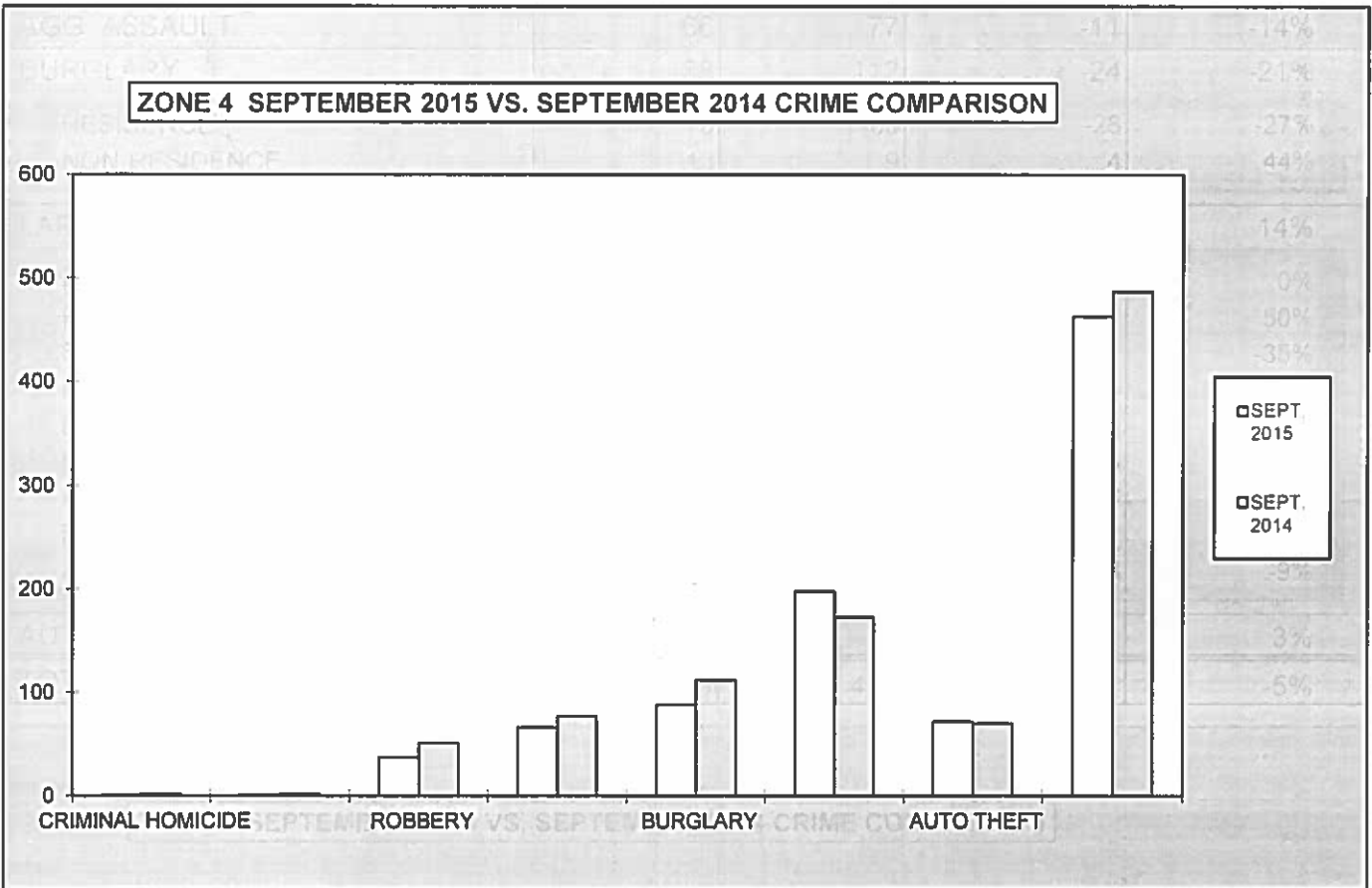
**2015  
YEAR TO DATE CRIME COMPARISON**

<b>ZONE 3</b>				
<b>CRIME</b>	<b>JAN - SEPT 2015</b>	<b>JAN - SEPT 2014</b>	<b># DIFFERENCE</b>	<b>% DIFFERENCE</b>
CRIMINAL HOMICIDE	16	17	-1	-6%
RAPE	26	13	13	100%
ROBBERY	310	326	-16	-5%
AGG. ASSAULT	724	691	33	5%
BURGLARY	735	962	-227	-24%
RESIDENCE	618	797	-179	-22%
NON-RESIDENCE	117	165	-48	-29%
LARCENY	1,320	1,378	-58	-4%
POCKETPICKING	2	5	-3	-60%
PURSE SNATCHING	26	49	-23	-47%
SHOPLIFTING	130	177	-47	-27%
FROM MOTOR VEHICLES	597	607	-10	-2%
MOTOR VEH. PARTS/ACCESSORIES	139	148	-9	-6%
BICYCLES	17	13	4	31%
FROM BUILDINGS	114	133	-19	-14%
FROM COIN OPERATED MACHINES	7	2	5	250%
ALL OTHER	288	244	44	18%
AUTO THEFT	793	656	137	21%
<b>TOTAL</b>	<b>3,924</b>	<b>4,043</b>	<b>-119</b>	<b>-3%</b>



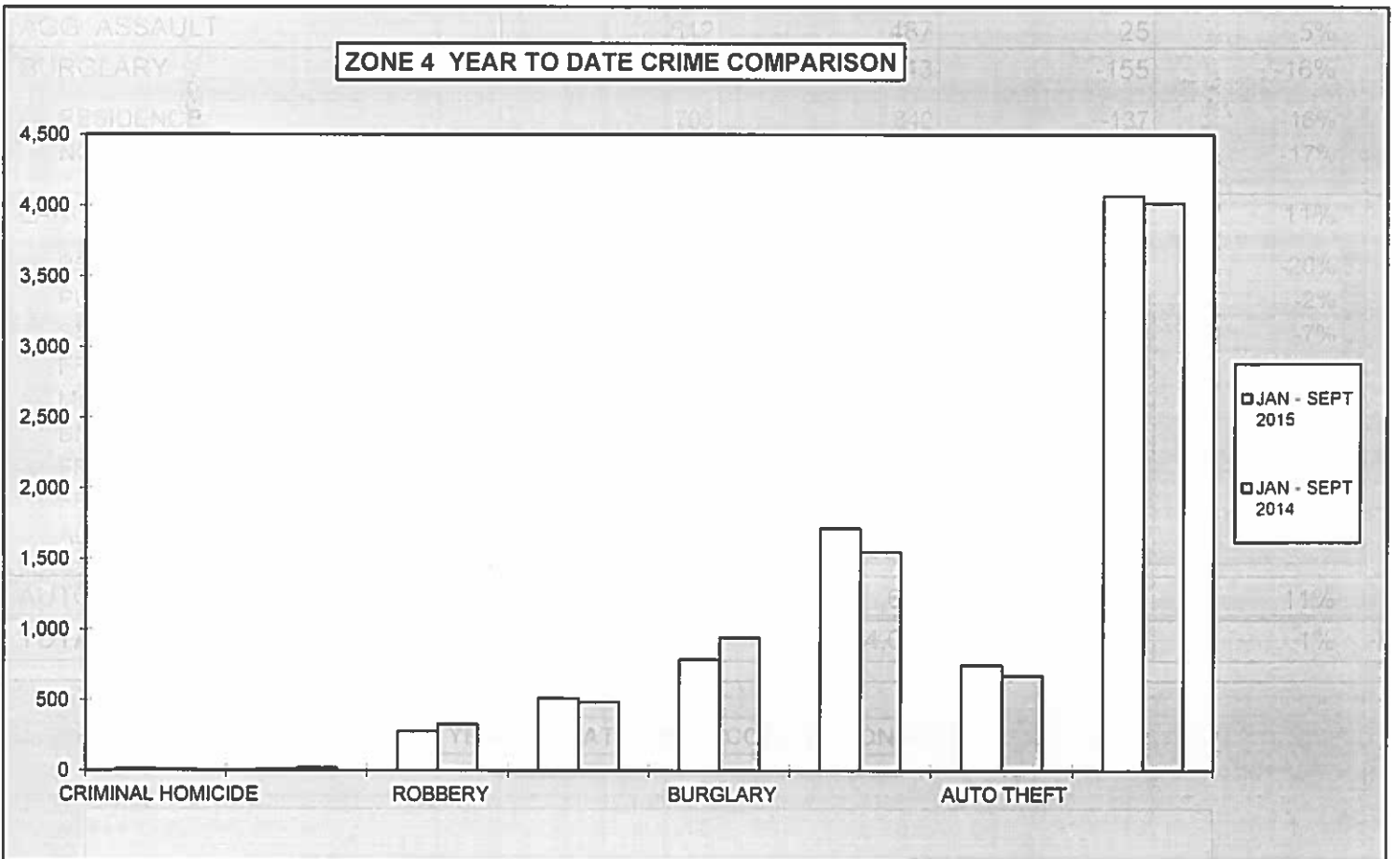
**2015  
MONTHLY CRIME COMPARISON**

<b>ZONE 4</b>				
<b>CRIME</b>	<b>SEPT. 2015</b>	<b>SEPT. 2014</b>	<b># DIFFERENCE</b>	<b>% DIFFERENCE</b>
CRIMINAL HOMICIDE	1	2	-1	-50%
RAPE	1	2	-1	-50%
ROBBERY	37	51	-14	-27%
AGG. ASSAULT	66	77	-11	-14%
BURGLARY	88	112	-24	-21%
RESIDENCE	75	103	-28	-27%
NON-RESIDENCE	13	9	4	44%
LARCENY	198	173	25	14%
POCKETPICKING	0	0	0	0%
PURSE SNATCHING	6	4	2	50%
SHOPLIFTING	26	40	-14	-35%
FROM MOTOR VEHICLES	104	59	45	76%
MOTOR VEH. PARTS/ACCESSORIES	17	17	0	0%
BICYCLES	3	0	3	100%
FROM BUILDINGS	13	20	-7	-35%
FROM COIN OPERATED MACHINES	0	1	-1	-100%
ALL OTHER	29	32	-3	-9%
AUTO THEFT	72	70	2	3%
<b>TOTAL</b>	<b>463</b>	<b>487</b>	<b>-24</b>	<b>-5%</b>



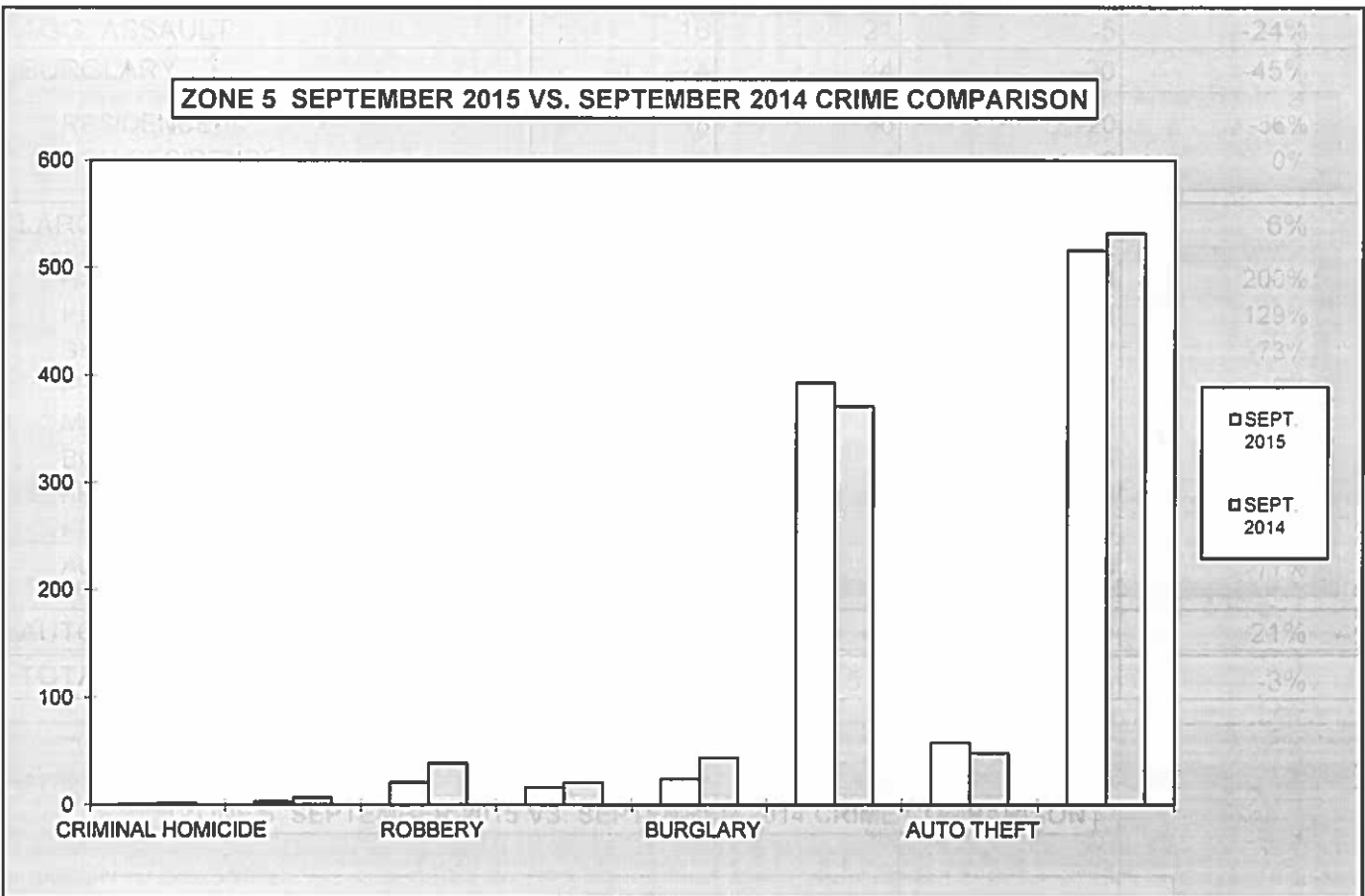
**2015  
YEAR TO DATE CRIME COMPARISON**

<b>ZONE 4</b>				
<b>CRIME</b>	<b>JAN - SEPT 2015</b>	<b>JAN - SEPT 2014</b>	<b># DIFFERENCE</b>	<b>% DIFFERENCE</b>
CRIMINAL HOMICIDE	13	12	1	8%
RAPE	12	23	-11	-48%
ROBBERY	279	329	-50	-15%
AGG. ASSAULT	512	487	25	5%
BURGLARY	788	943	-155	-16%
RESIDENCE	703	840	-137	-16%
NON-RESIDENCE	85	103	-18	-17%
LARCENY	1,715	1,548	167	11%
POCKETPICKING	4	5	-1	-20%
PURSE SNATCHING	41	42	-1	-2%
SHOPLIFTING	276	296	-20	-7%
FROM MOTOR VEHICLES	791	584	207	35%
MOTOR VEH. PARTS/ACCESSORIES	162	133	29	22%
BICYCLES	16	11	5	45%
FROM BUILDINGS	129	195	-66	-34%
FROM COIN OPERATED MACHINES	2	3	-1	-33%
ALL OTHER	294	279	15	5%
AUTO THEFT	748	674	74	11%
<b>TOTAL</b>	<b>4,067</b>	<b>4,016</b>	<b>51</b>	<b>1%</b>



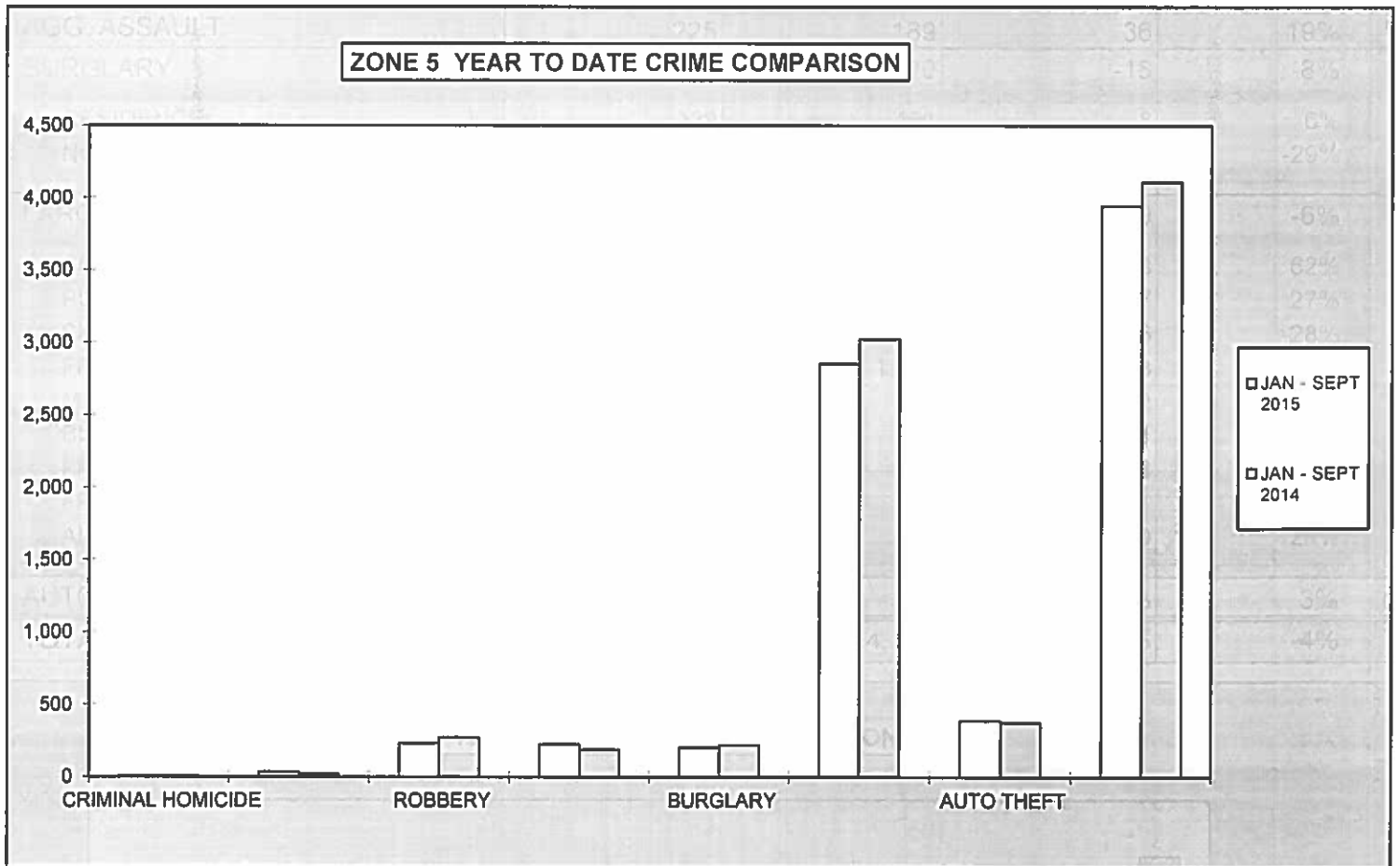
**2015  
MONTHLY CRIME COMPARISON**

<b>ZONE 5</b>				
<b>CRIME</b>	<b>SEPT. 2015</b>	<b>SEPT. 2014</b>	<b># DIFFERENCE</b>	<b>% DIFFERENCE</b>
CRIMINAL HOMICIDE	1	2	-1	-50%
RAPE	3	7	-4	-57%
ROBBERY	21	39	-18	-46%
AGG. ASSAULT	16	21	-5	-24%
BURGLARY	24	44	-20	-45%
RESIDENCE	16	36	-20	-56%
NON-RESIDENCE	8	8	0	0%
LARCENY	393	371	22	6%
POCKETPICKING	6	2	4	200%
PURSE SNATCHING	16	7	9	129%
SHOPLIFTING	14	51	-37	-73%
FROM MOTOR VEHICLES	232	212	20	9%
MOTOR VEH. PARTS/ACCESSORIES	16	31	-15	-48%
BICYCLES	18	13	5	38%
FROM BUILDINGS	45	29	16	55%
FROM COIN OPERATED MACHINES	0	0	0	0%
ALL OTHER	46	26	20	77%
AUTO THEFT	58	48	10	21%
<b>TOTAL</b>	<b>516</b>	<b>532</b>	<b>-16</b>	<b>-3%</b>



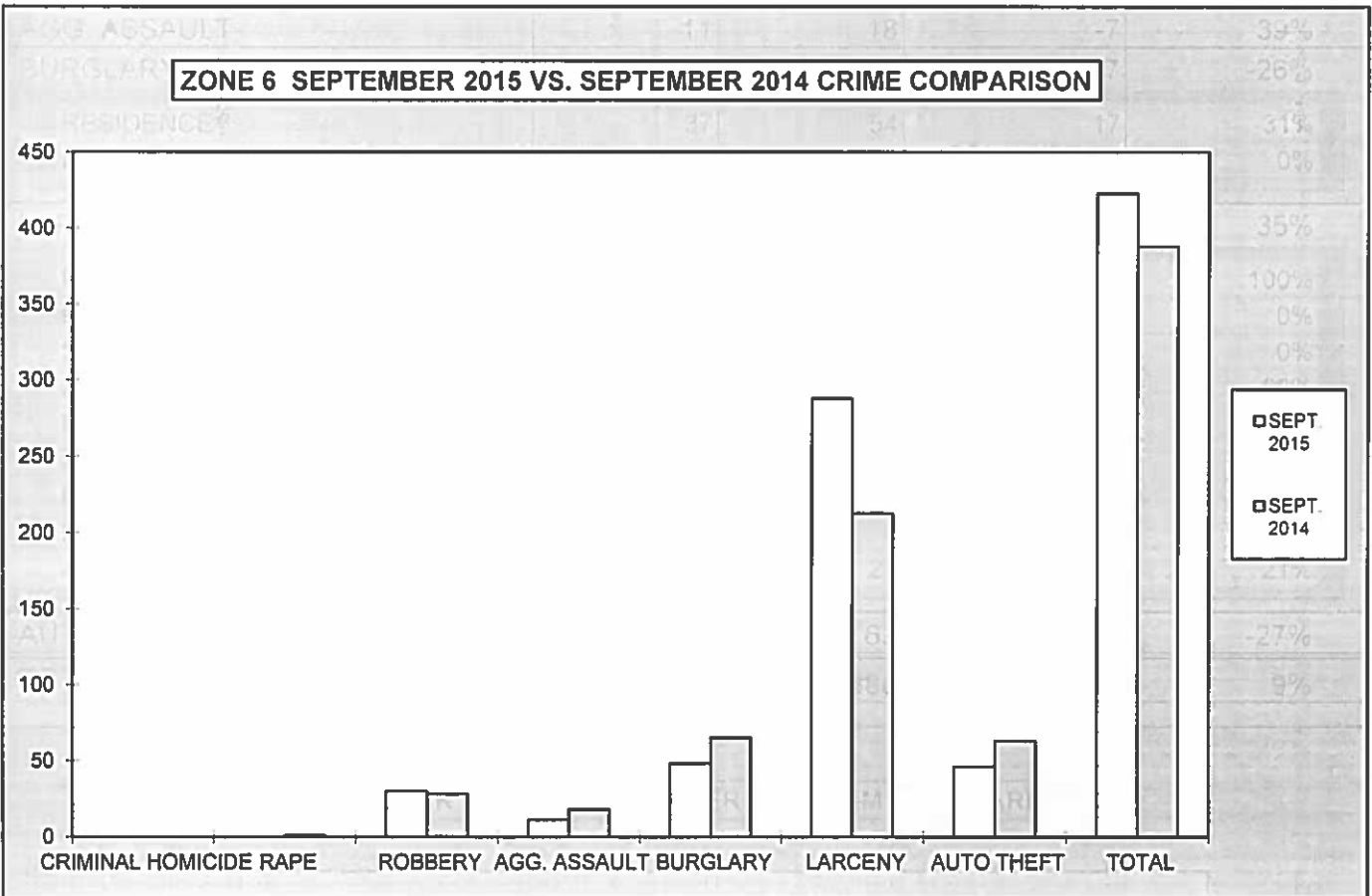
**2015  
YEAR TO DATE CRIME COMPARISON**

<b>ZONE 5</b>				
<b>CRIME</b>	<b>JAN - SEPT 2015</b>	<b>JAN - SEPT 2014</b>	<b># DIFFERENCE</b>	<b>% DIFFERENCE</b>
CRIMINAL HOMICIDE	6	6	0	0%
RAPE	34	20	14	70%
ROBBERY	231	273	-42	-15%
AGG. ASSAULT	225	189	36	19%
BURGLARY	202	220	-18	-8%
RESIDENCE	139	131	8	6%
NON-RESIDENCE	63	89	-26	-29%
LARCENY	2,856	3,025	-169	-6%
POCKETPICKING	21	13	8	62%
PURSE SNATCHING	80	63	17	27%
SHOPLIFTING	220	306	-86	-28%
FROM MOTOR VEHICLES	1,678	1,831	-153	-8%
MOTOR VEH. PARTS/ACCESSORIES	126	158	-32	-20%
BICYCLES	82	93	-11	-12%
FROM BUILDINGS	333	315	18	6%
FROM COIN OPERATED MACHINES	2	1	1	100%
ALL OTHER	314	245	69	28%
AUTO THEFT	389	376	13	3%
<b>TOTAL</b>	<b>3,943</b>	<b>4,109</b>	<b>-166</b>	<b>-4%</b>



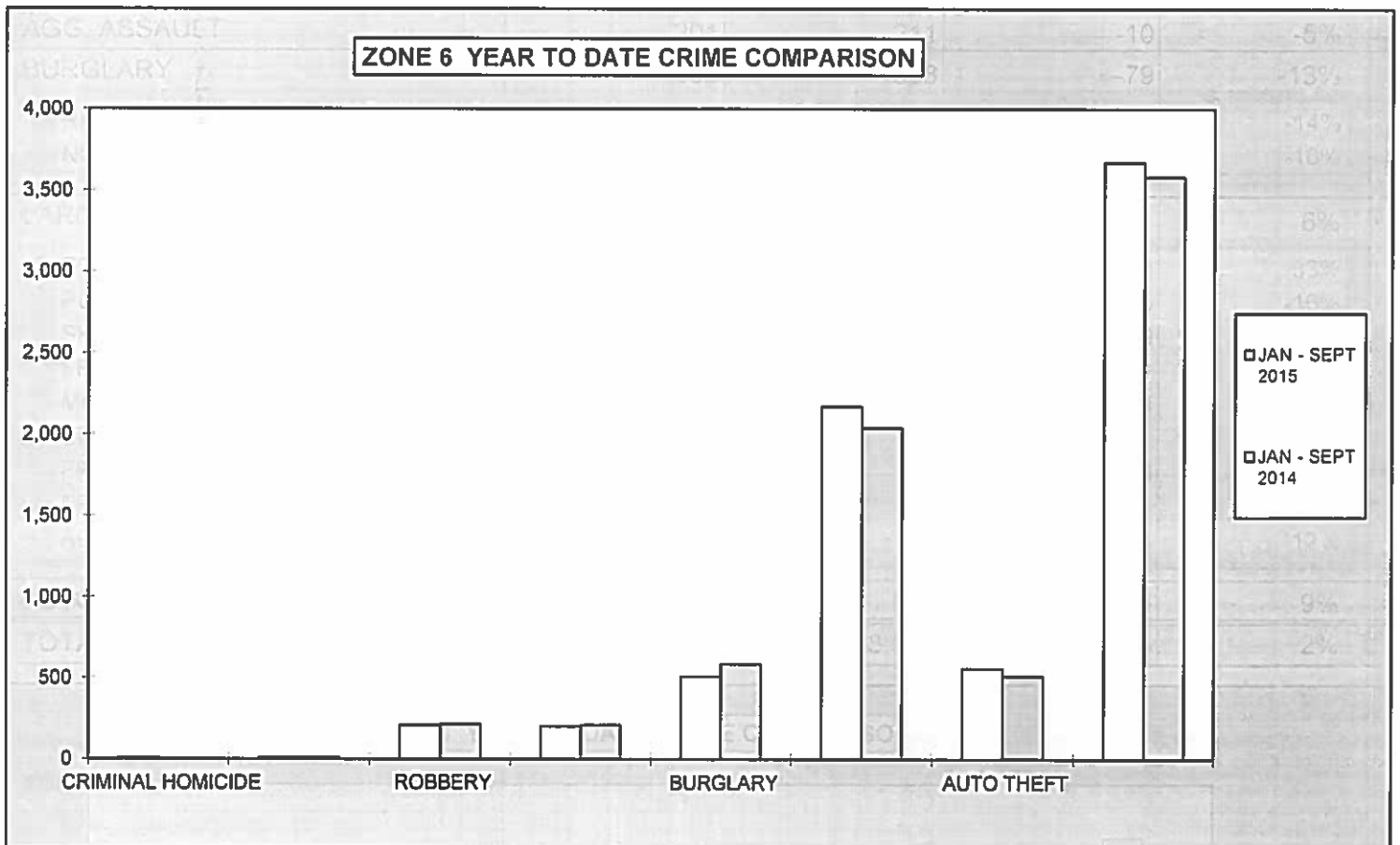
**2015  
MONTHLY CRIME COMPARISON**

<b>ZONE 6</b>				
<b>CRIME</b>	<b>SEPT. 2015</b>	<b>SEPT. 2014</b>	<b># DIFFERENCE</b>	<b>% DIFFERENCE</b>
CRIMINAL HOMICIDE	0	0	0	0%
RAPE	0	1	-1	-100%
ROBBERY	30	28	2	7%
AGG. ASSAULT	11	18	-7	-39%
BURGLARY	48	65	-17	-26%
RESIDENCE	37	54	-17	-31%
NON-RESIDENCE	11	11	0	0%
LARCENY	288	213	75	35%
POCKETPICKING	2	1	1	100%
PURSE SNATCHING	3	3	0	0%
SHOPLIFTING	33	33	0	0%
FROM MOTOR VEHICLES	177	112	65	58%
MOTOR VEH. PARTS/ACCESSORIES	16	13	3	23%
BICYCLES	8	7	1	14%
FROM BUILDINGS	14	16	-2	-13%
FROM COIN OPERATED MACHINES	1	0	1	100%
ALL OTHER	34	28	6	21%
AUTO THEFT	46	63	-17	-27%
<b>TOTAL</b>	<b>423</b>	<b>388</b>	<b>35</b>	<b>9%</b>



**2015  
YEAR TO DATE CRIME COMPARISON**

<b>ZONE 6</b>				
<b>CRIME</b>	<b>JAN- SEPT 2015</b>	<b>JAN- SEPT 2014</b>	<b># DIFFERENCE</b>	<b>% DIFFERENCE</b>
CRIMINAL HOMICIDE	10	3	7	233%
RAPE	10	12	-2	-17%
ROBBERY	209	216	-7	-3%
AGG. ASSAULT	201	211	-10	-5%
BURGLARY	509	588	-79	-13%
RESIDENCE	416	485	-69	-14%
NON-RESIDENCE	93	103	-10	-10%
LARCENY	2,173	2,042	131	6%
POCKETPICKING	12	9	3	33%
PURSE SNATCHING	27	32	-5	-16%
SHOPLIFTING	320	311	9	3%
FROM MOTOR VEHICLES	1,264	1,133	131	12%
MOTOR VEH. PARTS/ACCESSORIES	97	111	-14	-13%
BICYCLES	70	69	1	1%
FROM BUILDINGS	149	165	-16	-10%
FROM COIN OPERATED MACHINES	3	5	-2	-40%
ALL OTHER	231	207	24	12%
AUTO THEFT	560	514	46	9%
<b>TOTAL</b>	<b>3,672</b>	<b>3,586</b>	<b>86</b>	<b>2%</b>

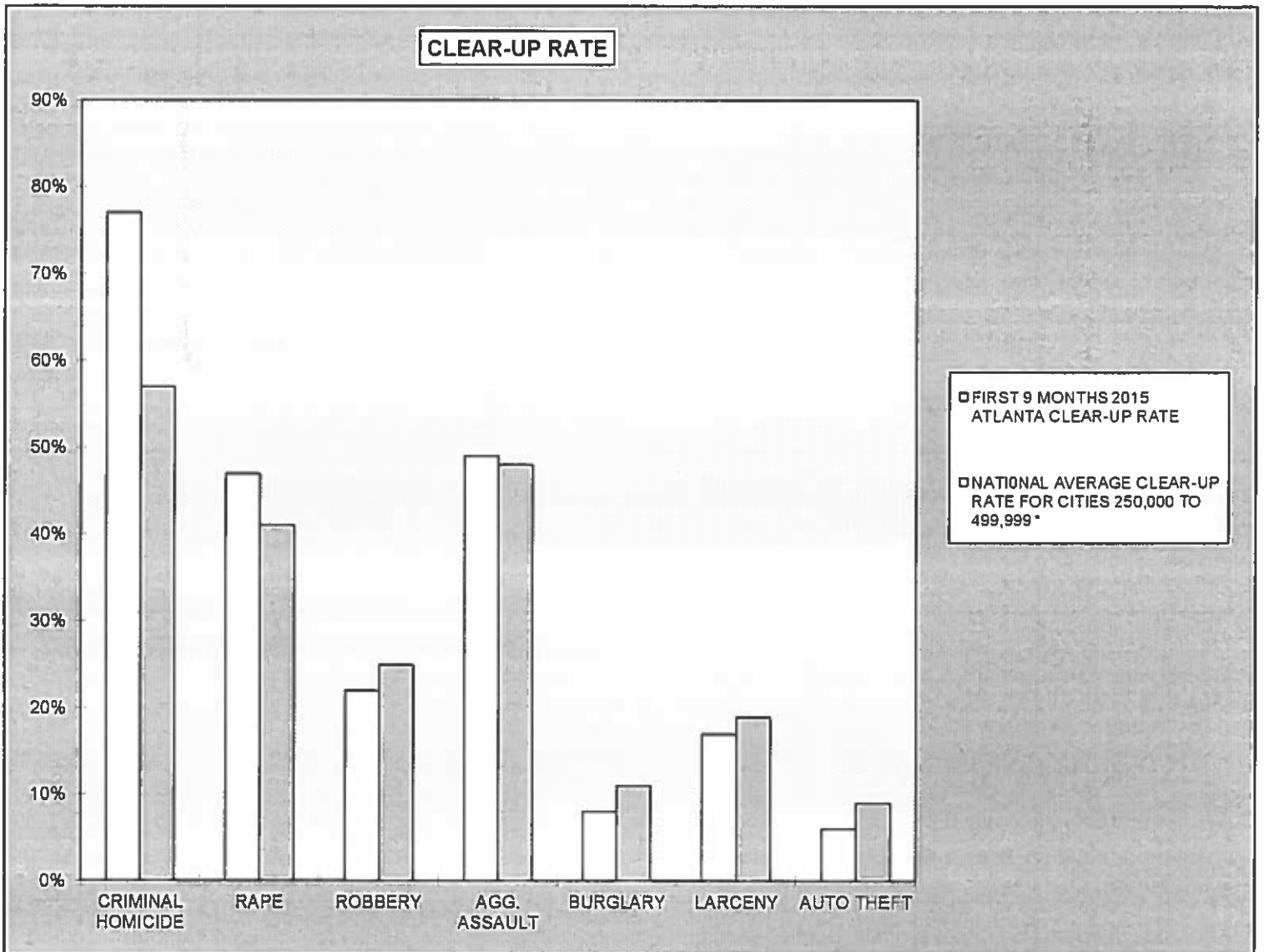




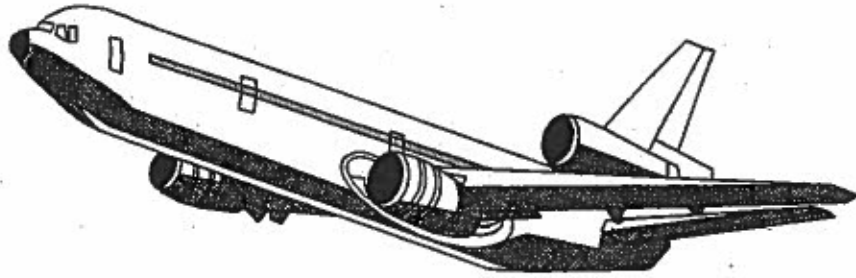
**2015  
CRIME COMPARISON  
CLEAR-UP RATE**

<b>CRIME</b>	<b>FIRST 9 MONTHS 2015 ATLANTA CLEAR-UP RATE</b>	<b>NATIONAL AVERAGE CLEAR-UP RATE FOR CITIES 250,000 TO 499,999 *</b>
CRIMINAL HOMICIDE	77%	57%
RAPE	47%	41%
ROBBERY	22%	25%
AGG. ASSAULT	49%	48%
BURGLARY	8%	11%
LARCENY	17%	19%
AUTO THEFT	6%	9%

\* National Average for Cities 250,000 to 499,999 Based on Latest Annual (2014) FBI Uniform Crime Report



# APD



The Atlanta Airport  
UNIFORM CRIME REPORTING



SEPTEMBER 2015

SUPPORT SERVICES DIVISION  
INFORMATION SERVICES SECTION

**RETURN A - MONTHLY RETURN OF OFFENSES KNOWN TO THE POLICE**

1-720b (Rev 8-30-94)  
OMB No 1110-0001

This report is authorized by law Title 28, Section 534, U. S. Code. While you are not required to respond, your cooperation in forwarding this report by the 7th day after the close of the month to Uniform Crime Reports, Federal Bureau of Investigation, Washington, D. C. 20535, will assist in compiling comprehensive, accurate national crime figures on a timely basis

1	2	3	4	5	6
CLASSIFICATION OF OFFENSES	OFFENSES REPORTED OR KNOWN TO POLICE (INCLUDE "UNFOUNDED" AND ATTEMPTS)	UNFOUNDED, I.E. FALSE OR BASELESS COMPLAINTS	NUMBER OF ACTUAL OFFENSES (COLUMN 2 MINUS COLUMN 3) INCLUDE ATTEMPTS	TOTAL OFFENSES CLEARED BY ARREST OR EXCEPTIONAL MEANS (INCLUDES COL. 6)	NUMBER OF CLEARANCES INVOLVING ONLY PERSONS UNDER 18 YEARS OF AGE
1. CRIMINAL HOMICIDE					
a. MURDER AND NONNEGLIGENT HOMICIDE	0	0	0	0	0
b. MANSLAUGHTER BY NEGLIGENCE					
2. FORCIBLE RAPE TOTAL	0	0	0	0	0
a. Rape by Force	0	0	0	0	0
b. Attempts to commit Forcible Rape	0	0	0	0	0
3. ROBBERY TOTAL	0	0	0	0	0
a. Firearm	0	0	0	0	0
b. Knife or Cutting Instrument	0	0	0	0	0
c. Other Dangerous Weapon	0	0	0	0	0
d. Strong-Arm (Hands, Fists, Feet, etc.)	0	0	0	0	0
4. ASSAULT TOTAL	5	0	5	0	0
a. Firearm	0	0	0	0	0
b. Knife or cutting instrument	0	0	0	0	0
c. Other Dangerous Weapon	0	0	0	0	0
d. Strong-Arm	0	0	0	0	0
e. Other Assaults - Simple, Not Aggravated	5	0	5	0	0
5. BURGLARY TOTAL	0	0	0	0	0
a. Forcible Entry	0	0	0	0	0
b. Unlawful Entry - No Force	0	0	0	0	0
c. Attempted Forcible Entry	0	0	0	0	0
6. LARCENY THEFT TOTAL (except Motor Vehicle Theft)	33	0	33	0	0
7. MOTOR VEHICLE THEFT TOTAL	12	0	12	0	0
a. Autos	12	0	12	0	0
b. Trucks and Buses	0	0	0	0	0
c. Other Vehicles	0	0	0	0	0
GRAND TOTAL	50	0	50	0	0

CHECKING ANY OF THE APPROPRIATE BLOCKS BELOW WILL ELIMINATE YOUR NEED TO SUBMIT REPORTS WHEN THE VALUES ARE ZERO THIS WILL ALSO AID THE NATIONAL PROGRAM IN ITS QUALITY CONTROL EFFORTS.

NO SUPPLEMENTARY HOMICIDE REPORT SUBMITTED SINCE NO MURDERS, JUSTIFIABLE HOMICIDES, OR MANSLAUGHTER BY NEGLIGENCE OCCURRED IN THIS JURISDICTION DURING THE MONTH.

NO SUPPLEMENT TO RETURN A REPORT SINCE NO CRIME OFFENSES OR RECOVERY OF PROPERTY REPORTED DURING THE MONTH.

NO LAW ENFORCEMENT OFFICERS KILLED OR ASSAULTED REPORT SINCE NONE OF THE OFFICERS WERE ASSAULTED OR KILLED DURING THE MONTH.

NO AGE, SEX, AND RACE OF PERSONS ARRESTED UNDER 18 YEARS OF AGE REPORT SINCE NO ARRESTS OF PERSONS WITHIN THIS AGE GROUP.

NO AGE, SEX, AND RACE OF PERSONS ARRESTED 18 YEARS OF AGE AND OVER REPORT SINCE NO ARRESTS OF PERSONS WITHIN THIS AGE GROUP.

NO MONTHLY RETURN OF ARSON OFFENSES KNOWN TO LAW ENFORCEMENT REPORT SINCE NO ARSONS OCCURRED.

DO NOT USE THIS SPACE

INITIALS

RECORDED

EDITED

ENTERED

ADJUSTED

WRITTEN

\* TOTALS INCLUDE PREVIOUS OFFENSES

SEPTEMBER 2015

Month and Year of Report

GA 060240X

Agency Identifier

OCTOBER 8, 2015

Date

ATLANTA AIRPORT POLICE - GEORGIA

Agency and State

LIEUTENANT

Title

CHIEF

Chief, Commissioner, Sheriff or Superintendent

## PROPERTY STOLEN BY CLASSIFICATION

CLASSIFICATION	DATA ENTRY	Number of Actual Offenses (Column 4 Return A)	Monetary Value of Property Stolen
<b>1. MURDER AND NONNEGLIGENT MANSLAUGHTER</b>	<b>12</b>	0	0.00
<b>2. FORCIBLE RAPE</b>	<b>20</b>	0	0.00
<b>3. ROBBERY</b>			
(a) HIGHWAY (streets, alleys, etc.)	31	0	0.00
(b) COMMERCIAL HOUSE (except c, d and f)	32	0	0.00
(c) GAS OR SERVICE STATION	33	0	0.00
(d) CONVENIENCE STORE	34	0	0.00
(e) RESIDENCE (anywhere on premises)	35	0	0.00
(f) BANK	36	0	0.00
(g) MISCELLANEOUS	37	0	0.00
<b>TOTAL ROBBERY</b>	<b>30</b>	<b>0</b>	<b>\$ 0.00</b>
<b>5. BURGLARY - BREAKING OR ENTERING</b>			
(a) RESIDENCE (dwelling)			
(1) NIGHT (6 p.m. - 6 a.m.)	51	0	0.00
(2) DAY (6 a.m. - 6 p.m.)	52	0	0.00
(3) UNKNOWN	53	0	0.00
(b) NON-RESIDENCE (store, office, etc.)			
(1) NIGHT (6 p.m. - 6 a.m.)	54	0	0.00
(2) DAY (6 a.m. - 6 p.m.)	55	0	0.00
(3) UNKNOWN	56	0	0.00
<b>TOTAL BURGLARY</b>	<b>50</b>	<b>0</b>	<b>\$ 0.00</b>
<b>6. LARCENY - THEFT (Except Motor Vehicle Theft)</b>			
(a) \$200 AND OVER	61	15	19,697.00
(b) \$50 TO \$200	62	1	150.00
(c) UNDER \$50	63	17	115.00
<b>TOTAL LARCENY (Same as Item 6X)</b>	<b>60</b>	<b>33</b>	<b>\$ 19,962.00</b>
<b>7. MOTOR VEHICLE THEFT (Include Alleged Joy Ride)</b>	<b>70</b>	<b>12</b>	<b>166,006.00</b>
<b>GRAND TOTAL - ALL ITEMS</b>	<b>77</b>	<b>45</b>	<b>\$ 185,968.00</b>
<b>ADDITIONAL ANALYSIS OF LARCENY AND MOTOR VEHICLE THEFT</b>			
<b>6X. NATURE OF LARCENIES UNDER ITEM 6</b>			
(a) POCKET-PICKING	81	0	0.00
(b) PURSE-SNATCHING	82	0	0.00
(c) SHOPLIFTING	83	2	168.00
(d) FROM MOTOR VEHICLES (except e)	84	4	5,542.00
(e) MOTOR VEHICLE PARTS AND ACCESSORIES	85	5	1,010.00
(f) BICYCLES	86	0	0.00
(g) FROM BUILDING (except c and h)	87	16	10,792.00
(h) FROM ANY COIN-OPERATED MACHINES (parking meters, etc.)	88	0	0.00
(i) ALL OTHER	89	6	2,450.00
<b>TOTAL LARCENIES (Same as Item 6)</b>	<b>80</b>	<b>33</b>	<b>\$ 19,962.00</b>
<b>7X. MOTOR VEHICLES RECOVERED</b>			
(a) STOLEN LOCALLY AND RECOVERED LOCALLY	91	6	
(b) STOLEN LOCALLY AND RECOVERED BY OTHER JURISDICTIONS	92	0	
(c) TOTAL LOCALLY STOLEN MOTOR VEHICLES RECOVERED (a & b)	93	6	
(d) STOLEN IN OTHER JURISDICTIONS AND RECOVERED LOCALLY	90	3	

SUPPLEMENT TO RETURN A  
MONTHLY RETURN OF OFFENSES KNOWN TO THE POLICE

1-706 (Rev 8-30-94)  
Form Approved  
OMB No. 1110-0007

This report is authorized by law, Title 28, Section 534, U. S. Code. While you are not required to respond, your cooperation in submitting this report with the Return A will assist the FBI in compiling comprehensive, accurate figures on a timely basis.

This form deals with the nature of crime and the monetary value of property stolen and recovered. The total offenses recorded on the form should be the same as the number of actual offenses listed in Column 4 of the Return A for each crime class. Include attempted crimes on this form, but do not include unfounded offenses. If you cannot complete the report in all areas, please record as much information as is available. Tally sheets will be sent upon request.

PROPERTY BY TYPE AND VALUE

Type of Property  (1)	Data Entry	Monetary Value of Property Stolen in Your Jurisdiction	
		Stolen (2)	Recovered (3)
(A) Currency, Notes, Etc.	01	\$ 863.00	0.00
(B) Jewelry and Precious Metals	02	1.00	0.00
(C) Clothing and Furs	03	19.00	0.00
(D) Locally Stolen Motor Vehicles	04	166,006.00	6.00
(E) Office Equipment	05	0.00	0.00
(F) Televisions, Radios, Stereos, Etc.	06	13,672.00	0.00
(G) Firearms	07	1.00	0.00
(H) Household Goods	08	1.00	0.00
(I) Consumable Goods	09	0.00	0.00
(J) Livestock	10	0.00	0.00
(K) Miscellaneous	11	5,405.00	0.00
<b>TOTAL</b>	<b>00</b>	<b>\$ 185,968.00</b>	<b>\$ 6.00</b>

The total of this column should agree with the Grand Total (DATA ENTRY 77) shown on page 2.

Include in this column all property recovered even though stolen in prior months. The above is an accounting for only that property stolen in your jurisdiction. This will include property recovered for you by other jurisdictions, but not property you recover for them.

OCTOBER 8, 2015

DATE

PREPARED BY

LIEUTENANT

TITLE

CHIEF

CHIEF, COMMISSIONER, SHERIFF OR SUPERINTENDENT

SEPTEMBER 2015

Month and Year of Report

GA 060240X

Agency Identifier

ATLANTA AIRPORT POLICE - GEORGIA

Agency and State

CLASSIFICATION OF OFFENSES	SEX	AGE OF PERSON ARRESTED												TOTAL	RACE					ETHNIC									
		17	18	19	20	21	22	23	24	30	35	40	45		50	55	60	65 UP	White	Black	Native Amer.	Asian/Pacific	Whl. Hispanic	Blck Hispanic					
Murder/Nonnegligent Manslaughter 01a	M																												
	F																												
Manslaughter by Negligence 01b	M																												
	F																												
Forcible Rape 02	M																												
	F																												
Robbery 03	M																												
	F																												
Aggravated Assault 04	M																												
	F																												
Burglary - Breaking or Entering 05	M																												
	F																												
Larceny - Theft (except Motor Vehicle Theft) 06	M											1																	
	F											1																	2
Motor Vehicle Theft 07	M																												
	F																												
Other Assaults 08	M															1													
	F												1																2
Arson 09	M																												
	F																												
Forgery and Counterfeiting 10	M																												
	F																												
Fraud 11	M																1												
	F																												1
Embezzlement 12	M																												
	F																												
Stolen Property; Buying, Receiving, Possessing 13	M																												
	F																												
Vandalism 14	M																												
	F																												
Weapons 15	M												1															3	
	F												2														1	3	



ATLANTA AIRPORT POLICE  
AGE, SEX, AND RACE OF PERSONS ARRESTED  
17 YEARS OF AGE AND OVER

MONTH SEPTEMBER

YEAR 2015



CLASSIFICATION OF OFFENSES	SEX	AGE OF PERSON ARRESTED												TOTAL	RACE																									
		17	18	19	20	21	22	23	24	30	35	40	45		50	55	60	65	White	Black	Native Amer.	Asian/Pacific	Whi. Hispanic	Blk Hispanic																
		18	19	20	21	22	23	29	34	39	44	49	54		59	64	UP																							
All Other Gambling	M																									0														
	F																																							
Offenses Against Family And Children	M																																							
	F																																							
Driving Under the Influence	M																																							
	F																																							
Liquor Laws	M																																							
	F																																							
Drunkenness	M																																							
	F																																							
Disorderly Conduct	M																																							
	F																																							
Vagrancy	M																																							
	F																																							
All Other Offenses (except Traffic)	M																																							
	F																																							
Suspicion	M																																							
	F																																							
TOTAL		0	0	0	0	0	0	0	0	0	0	0	0	0	0	0	0	0	0	0	0	0	0	0	0	0	0	0	0	0	0	0	0	0	0	0	0	0	0	

SEPTEMBER 2015  
Month and Year of Report

GA 060240X  
Agency Identifier

OCTOBER 8, 2015  
Date

ATLANTA AIRPORT POLICE - GEORGIA  
Agency and State

Prepared By:  Title: LIEUTENANT  
 Chief, Commissioner, Sheriff, or Superintendent:  CHIEF



ATLANTA AIRPORT POLICE  
 AGE, SEX, AND RACE OF PERSONS ARRESTED  
 16 YEARS OF AGE AND UNDER

MONTH SEPTEMBER

YEAR 2015

CLASSIFICATION OF OFFENSES	SEX	AGE					RACE					ETHNIC			
		0 9	10 12	13 14	15	16	TOTAL	White	Black	Native Amer.	Asian/Pacific	Whi. Hispanic	Bck Hispanic		
Murder/Nonnegligent Manslaughter	M						0								
	F						0								
Manslaughter by Negligence	M						0								
	F						0								
Forcible Rape	M						0								
	F						0								
Robbery	M						0								
	F						0								
Aggravated Assault	M						0								
	F						0								
Burglary- Breaking or Entering	M						0								
	F						0								
Larceny - Theft (except Motor Vehicle Theft)	M						0								
	F						0								
Motor Vehicle Theft	M						0								
	F						0								
Other Assaults	M						0								
	F						0								
Arson	M						0								
	F						0								
Forgery and Counterfeiting	M						0								
	F						0								
Fraud	M						0								
	F						0								
Embezzlement	M						0								
	F						0								
Stolen Property; Buying, Receiving, Possessing	M						0								
	F						0								
Vandalism	M						0								
	F						0								
Weapons	M						0								
	F						0								
Prostitution and Commercialized Vice	M						0								
	F						0								

ATLANTA AIRPORT POLICE  
 AGE, SEX, AND RACE OF PERSONS ARRESTED  
 16 YEARS OF AGE AND UNDER

MONTH SEPTEMBER

YEAR 2015

CLASSIFICATION OF OFFENSES	SEX	AGE						RACE					ETHNIC					
		0 9		10 12		13 14		15		16		TOTAL					Whi. Hispanic	Blk Hispanic
Sex Offenses (except Rape and Prostitution)	M																	
	F																	
Drug Abuse Violations	M	0	0	0	0	0	0	0	0	0	0	0	0	0	0	0	0	0
	F	0	0	0	0	0	0	0	0	0	0	0	0	0	0	0	0	0
Grand Total		0	0	0	0	0	0	0	0	0	0	0	0	0	0	0	0	0
(1) Sale/Manufacturing Subtotal	M	0	0	0	0	0	0	0	0	0	0	0	0	0	0	0	0	0
	F	0	0	0	0	0	0	0	0	0	0	0	0	0	0	0	0	0
Opium or Cocaine and their Derivatives	M																	
	F																	
Marijuana	M																	
	F																	
Synthetic Narcotics	M																	
	F																	
Other Dangerous Non-Narcotic Drugs	M																	
	F																	
(2) Possession Subtotal	M	0	0	0	0	0	0	0	0	0	0	0	0	0	0	0	0	0
	F	0	0	0	0	0	0	0	0	0	0	0	0	0	0	0	0	0
Opium or Cocaine and their Derivatives	M																	
	F																	
Marijuana	M																	
	F																	
Synthetic Narcotics	M																	
	F																	
Other Dangerous Non-Narcotic Drugs	M																	
	F																	
Gambling	M	0	0	0	0	0	0	0	0	0	0	0	0	0	0	0	0	0
	F	0	0	0	0	0	0	0	0	0	0	0	0	0	0	0	0	0
Total	M	0	0	0	0	0	0	0	0	0	0	0	0	0	0	0	0	0
	F	0	0	0	0	0	0	0	0	0	0	0	0	0	0	0	0	0
Bookmaking	M																	
	F																	
Numbers and Lottery	M																	
	F																	
All Other Gambling	M																	
	F																	
Offenses Against Family and Children	M																	
	F																	

ATLANTA AIRPORT POLICE  
 AGE, SEX, AND RACE OF PERSONS ARRESTED  
 16 YEARS OF AGE AND UNDER

MONTH SEPTEMBER

YEAR 2015

CLASSIFICATION OF OFFENSES	SEX	AGE						RACE				ETHNIC							
		0 9		10 12		13 14		15		16		TOTAL	White	Black	Native Amer	Asian/Pacific	Whi. Hispanic	Blck Hispanic	
Driving Under the Influence	M																		
	F																		
Liquor Laws	M																		
	F																		
Drunkenness	M																		
	F																		
Disorderly Conduct	M																		
	F																		
Vagrancy	M																		
	F																		
All Other Offenses (except Traffic)	M																		
	F																		
Suspicion	M																		
	F																		
Curfew and Loitering	M																		
	F																		
Run-Aways	M																		
	F																		
<b>Total</b>		0	0	0	0	0	0	0	0	0	0	0	0	0	0	0	0	0	0

SEPTEMBER 2015

Month and Year of Report

GA 060240X

Agency Identifier

OCTOBER 8, 2015

Date

ATLANTA AIRPORT POLICE - GEORGIA

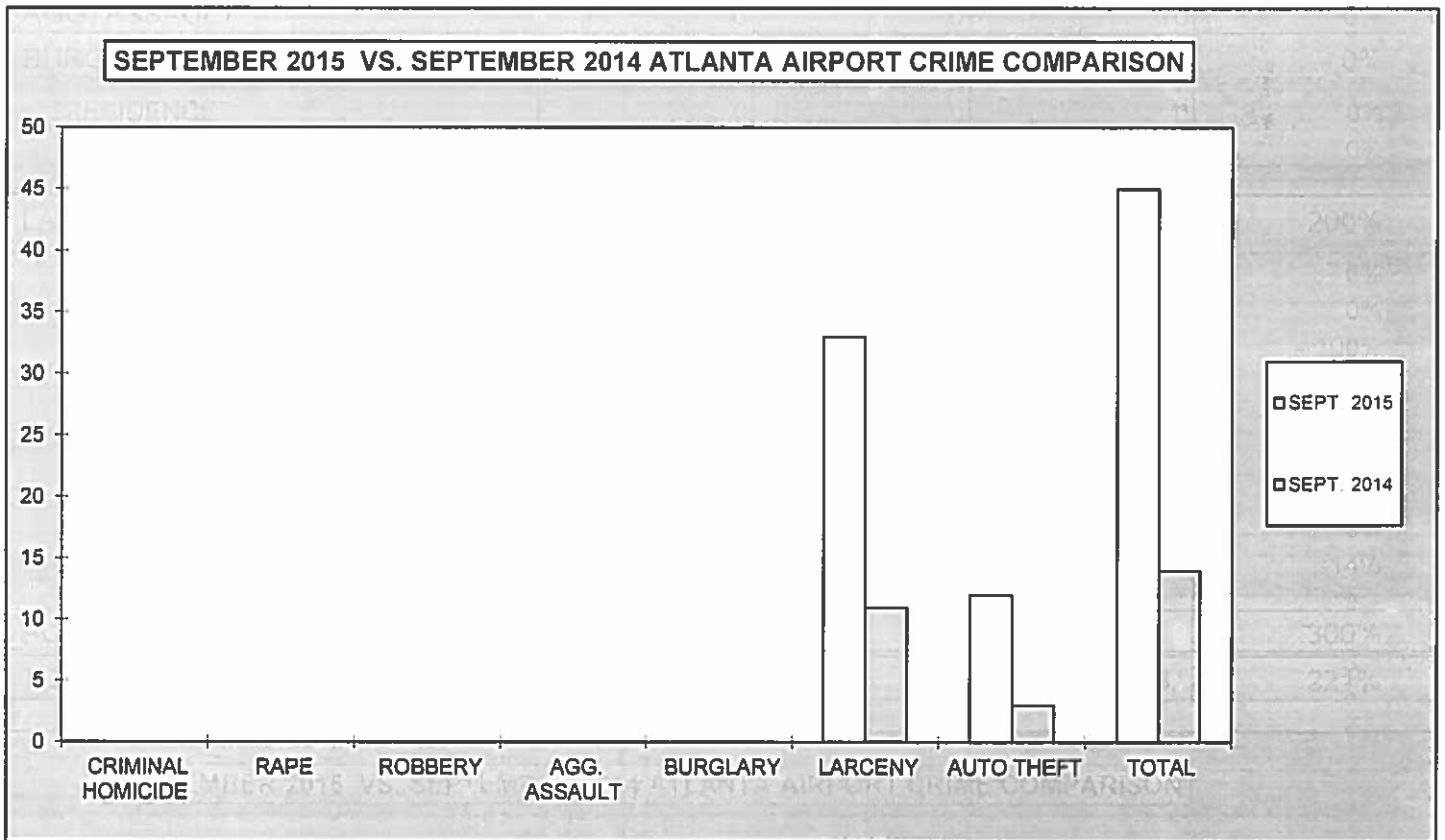
Agency and State

LIEUTENANT

Prepared By *[Signature]*  
 Chief, Commissioner, Sheriff, or Superintendent

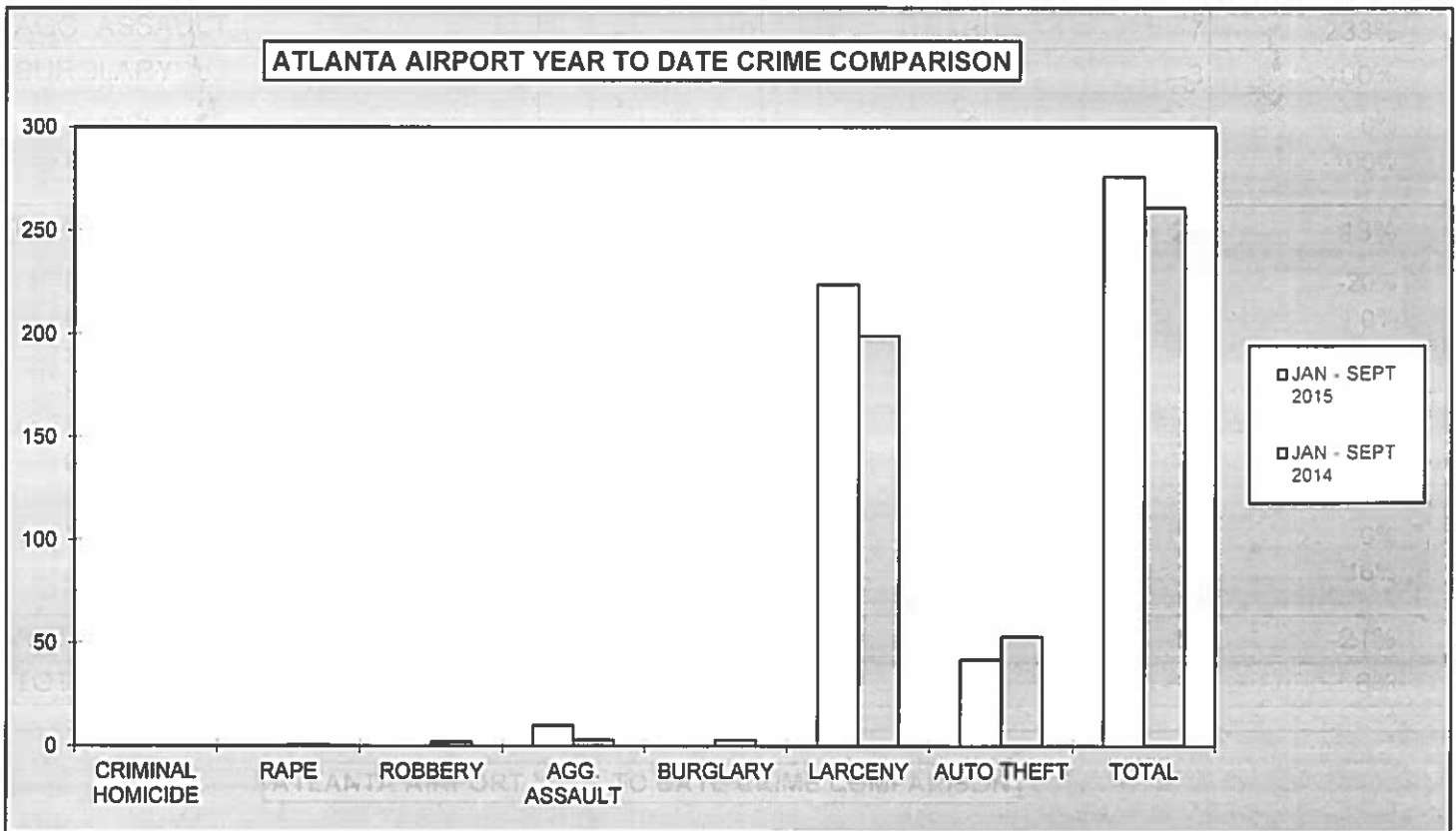
**2015  
ATLANTA AIRPORT  
MONTHLY CRIME COMPARISON**

CRIME	SEPT. 2015	SEPT. 2014	# DIFFERENCE	% DIFFERENCE
CRIMINAL HOMICIDE	0	0	0	0%
RAPE	0	0	0	0%
ROBBERY	0	0	0	0%
AGG. ASSAULT	0	0	0	0%
BURGLARY	0	0	0	0%
RESIDENCE	0	0	0	0%
NON-RESIDENCE	0	0	0	0%
LARCENY	33	11	22	200%
POCKETPICKING	0	0	0	0%
PURSE SNATCHING	0	0	0	0%
SHOPLIFTING	2	0	2	100%
FROM MOTOR VEHICLES	4	1	3	300%
MOTOR VEH. PARTS/ACCESSORIES	5	0	5	100%
BICYCLES	0	0	0	0%
FROM BUILDINGS	16	3	13	433%
FROM COIN OPERATED MACHINES	0	0	0	0%
ALL OTHER	6	7	-1	-14%
AUTO THEFT	12	3	9	300%
<b>TOTAL</b>	<b>45</b>	<b>14</b>	<b>31</b>	<b>221%</b>



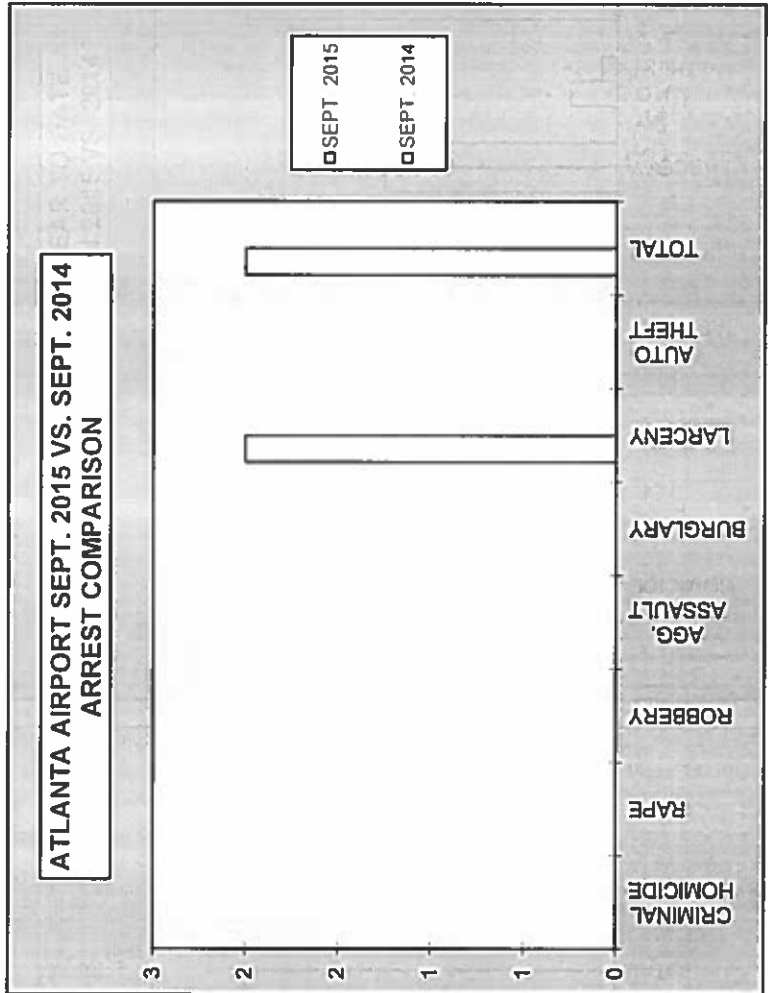
**2015  
ATLANTA AIRPORT  
YEAR TO DATE CRIME COMPARISON**

<b>FIRST 9 MONTHS</b>				
CRIME	JAN - SEPT 2015	JAN - SEPT 2014	# DIFFERENCE	% DIFFERENCE
CRIMINAL HOMICIDE	0	0	0	0%
RAPE	0	1	-1	-100%
ROBBERY	0	2	-2	-100%
AGG. ASSAULT	10	3	7	233%
BURGLARY	0	3	-3	-100%
RESIDENCE	0	0	0	0%
NON-RESIDENCE	0	3	-3	-100%
LARCENY	224	199	25	13%
POCKETPICKING	4	5	-1	-20%
PURSE SNATCHING	0	0	0	0%
SHOPLIFTING	12	13	-1	-8%
FROM MOTOR VEHICLES	33	34	-1	-3%
MOTOR VEH. PARTS/ACCESSORIES	8	8	0	0%
BICYCLES	2	1	1	100%
FROM BUILDINGS	78	63	15	24%
FROM COIN OPERATED MACHINES	0	0	0	0%
ALL OTHER	87	75	12	16%
AUTO THEFT	42	53	-11	-21%
<b>TOTAL</b>	<b>276</b>	<b>261</b>	<b>15</b>	<b>6%</b>

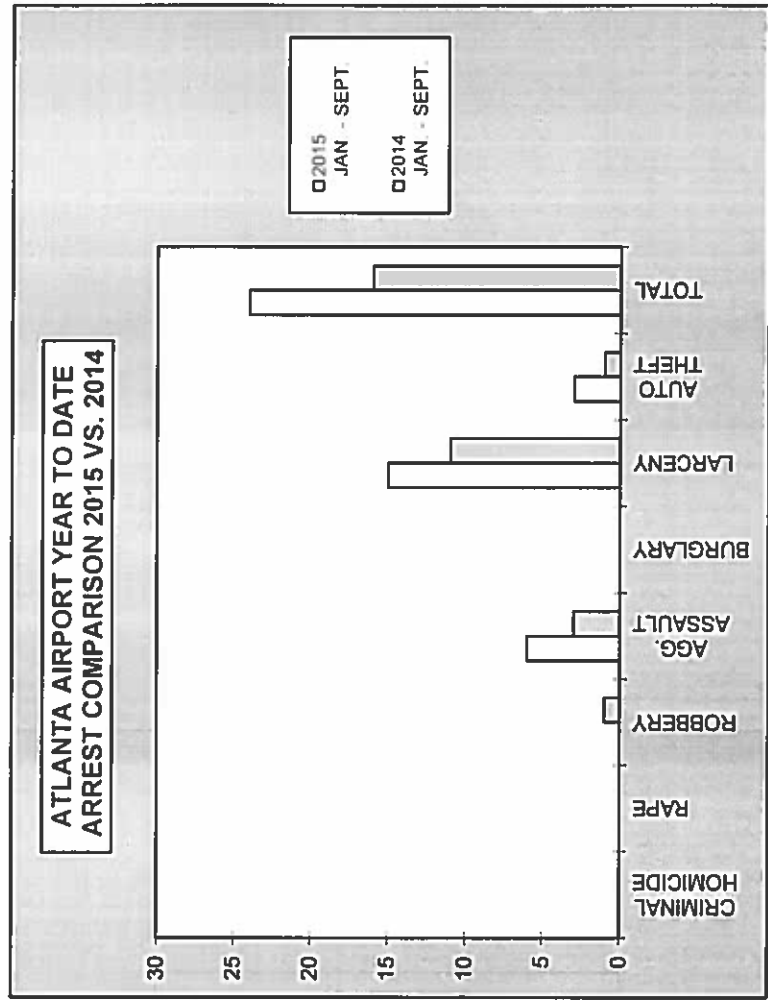


2015  
ATLANTA AIRPORT  
ARREST COMPARISON

SEPTEMBER ARREST COMPARISON					
CRIME	SEPT. 2015	SEPT. 2014	# DIFFERENCE	% DIFFERENCE	
CRIMINAL HOMICIDE	0	0	0	0%	
RAPE	0	0	0	0%	
ROBBERY	0	0	0	0%	
AGG. ASSAULT	0	0	0	0%	
BURGLARY	0	0	0	0%	
LARCENY	2	0	2	100%	
AUTO THEFT	0	0	0	0%	
<b>TOTAL</b>	<b>2</b>	<b>0</b>	<b>2</b>	<b>100%</b>	



FIRST 9 MONTHS ARREST COMPARISON					
CRIME	2015 JAN. - SEPT.	2014 JAN. - SEPT.	# DIFFERENCE	% DIFFERENCE	
CRIMINAL HOMICIDE	0	0	0	0%	
RAPE	0	0	0	0%	
ROBBERY	0	1	-1	-100%	
AGG. ASSAULT	6	3	3	100%	
BURGLARY	0	0	0	0%	
LARCENY	15	11	4	36%	
AUTO THEFT	3	1	2	200%	
<b>TOTAL</b>	<b>24</b>	<b>16</b>	<b>8</b>	<b>50%</b>	



**2015  
ATLANTA AIRPORT  
CLEAR-UP RATE**

CRIME	ATLANTA AIRPORT SEPT. 2015 CLEAR-UP RATE	ATLANTA AIRPORT SEPT. 2014 CLEAR-UP RATE
CRIMINAL HOMICIDE	0%	0%
RAPE	0%	0%
ROBBERY	0%	0%
AGG. ASSAULT	0%	0%
BURGLARY	0%	0%
LARCENY	0%	0%
AUTO THEFT	0%	0%

