

FBI

UNIFORM CRIME REPORTING

ATLANTA POLICE DEPARTMENT
226 PEACHTREE STREET, SW
ATLANTA, GEORGIA 30303



DECEMBER 2015

SUPPORT SERVICES DIVISION
INFORMATION SERVICES SECTION

TABLE OF CONTENTS

	Page
U. C. R. COMPARATIVE CRIME REPORT -----	1
RETURN A - MONTHLY RETURN OF OFFENSES KNOWN TO THE POLICE -----	2
PROPERTY STOLEN BY CLASSIFICATION -----	3
	3a
LAW ENFORCEMENT OFFICERS KILLED OR ASSAULTED -----	4
MONTHLY RETURN OF ARSON OFFENSES KNOWN TO LAW ENFORCEMENT -----	5
POLICE DISPOSITION OF JUVENILES -----	6
SUPPLEMENTARY HOMICIDE REPORT -----	7
SEX AND RACE OF PERSONS ARRESTED -----	8
	8a-8e
HOMICIDE COMPARISON REPORT -----	9
HOMICIDE BREAKDOWN REPORT -----	10
SEVEN MAJOR CRIMES - MONTHLY CRIME COMPARISON -----	11
SEVEN MAJOR CRIMES - YEAR TO DATE CRIME COMPARISON -----	12
SEVEN MAJOR CRIMES ARREST MONTHLY AND YEAR TO DATE COMPARISON -----	13
CRIMES AGAINST PERSONS MONTHLY AND YEAR TO DATE COMPARISON -----	14
CRIMES AGAINST PROPERTY MONTHLY AND YEAR TO DATE COMPARISON -----	15
CRIMES AGAINST PERSONS & PROPERTY MONTHLY COMPARISON BY ZONES -----	16
CRIMES AGAINST PERSONS & PROPERTY YEAR TO DATE COMPARISON BY ZONES ----	17
SEVEN MAJOR CRIMES MONTHLY CRIME COMPARISON BY ZONES -----	18
SEVEN MAJOR CRIMES - YEAR TO DATE CRIME COMPARISON BY ZONES -----	19
SEVEN MAJOR CRIMES - MONTHLY CRIME COMPARISON - ZONE 1 -----	20
SEVEN MAJOR CRIMES - YEAR TO DATE CRIME COMPARISON - ZONE 1 -----	21
SEVEN MAJOR CRIMES - MONTHLY CRIME COMPARISON - ZONE 2 -----	22
SEVEN MAJOR CRIMES - YEAR TO DATE CRIME COMPARISON - ZONE 2 -----	23
SEVEN MAJOR CRIMES - MONTHLY CRIME COMPARISON - ZONE 3 -----	24
SEVEN MAJOR CRIMES - YEAR TO DATE CRIME COMPARISON - ZONE 3 -----	25
SEVEN MAJOR CRIMES - MONTHLY CRIME COMPARISON - ZONE 4 -----	26
SEVEN MAJOR CRIMES - YEAR TO DATE CRIME COMPARISON - ZONE 4 -----	27
SEVEN MAJOR CRIMES - MONTHLY CRIME COMPARISON - ZONE 5 -----	28
SEVEN MAJOR CRIMES - YEAR TO DATE CRIME COMPARISON - ZONE 5 -----	29
SEVEN MAJOR CRIMES - MONTHLY CRIME COMPARISON - ZONE 6 -----	30
SEVEN MAJOR CRIMES - YEAR TO DATE CRIME COMPARISON - ZONE 6 -----	31
CLEAR-UP RATE COMPARISON -----	32
 ATLANTA AIRPORT -----	 33
RETURN A - MONTHLY RETURN OF OFFENSES KNOWN TO THE POLICE -----	34
PROPERTY STOLEN BY CLASSIFICATION -----	35
	35a
SEX AND RACE OF PERSONS ARRESTED -----	36
	36a-36e
SEVEN MAJOR CRIMES - MONTHLY CRIME COMPARISON -----	37
SEVEN MAJOR CRIMES - YEAR TO DATE CRIME COMPARISON -----	38
SEVEN MAJOR CRIMES ARREST MONTHLY AND YEAR TO DATE COMPARISON -----	39
CLEAR-UP RATE COMPARISON -----	40

DECEMBER 2015
U.C.R. COMPARATIVE CRIME REPORT
SUPPORT SERVICES DIVISION
RECORDS SECTION

	DECEMBER 2015		DECEMBER 2014		COMPARATIVE ACTUAL	% CHANGE ACTUAL	COMPARATIVE CLEARED	% CHANGE CLEARED
MURDER	7	7	5	9	2	40%	-2	-22%
RAPE	5	8	12	7	-7	-58%	1	14%
ROBBERY	164	34	192	50	-28	-15%	-16	-32%
AGG. ASSAULT	205	109	247	154	-42	-17%	-45	-29%
BURGLARY - RESIDENCE	428		429		-1	0%		
BURGLARY - NON-RESIDENCE	81	32	117	52	-36	-31%	-20	-38%
LARCENY - \$200 AND OVER	265		336		-71	-21%		
LARCENY - \$50 TO \$199	51	244	96	293	-45	-47%	-49	-17%
LARCENY - UNDER \$50	893		1,234		-341	-28%		
AUTO THEFT	196	13	380	24	-184	-48%	-11	-46%
TOTAL	2,295		3,048		-753	-25%		
AUTOS RECOVERED	49		62		-13	-21%		

	2015		2014		COMPARATIVE ACTUAL	% CHANGE ACTUAL	COMPARATIVE CLEARED	% CHANGE CLEARED
	JANUARY - DECEMBER		JANUARY - DECEMBER					
MURDER	94	79	93	60	1	1%	19	32%
RAPE	170	85	151	75	19	13%	10	13%
ROBBERY	1,995	417	2,329	508	-334	-14%	-91	-18%
AGG. ASSAULT	2,944	1,438	3,004	1,617	-60	-2%	-179	-11%
BURGLARY - RESIDENCE	3,946		4,502		-556	-12%		
BURGLARY - NON-RESIDENCE	835	351	968	479	-133	-14%	-128	-27%
LARCENY - \$200 AND OVER	3,604		4,088		-484	-12%		
LARCENY - \$50 TO \$199	962	2,740	1,030	3,041	-68	-7%	-301	-10%
LARCENY - UNDER \$50	11,927		11,380		547	5%		
AUTO THEFT	4,282	251	4,146	352	136	3%	-101	-29%
TOTAL	30,759		31,691		-932	-3%		
AUTOS RECOVERED	1,142		1,075		67	6%		

RETURN A - MONTHLY RETURN OF OFFENSES KNOWN TO THE POLICE

1-720b (Rev. 8-30-94)
OMB No. 1110-0001

This report is authorized by law Title 28, Section 534, U.S. Code. While you are not required to respond, your cooperation in forwarding this report by the 7th day after the close of the month to Uniform Crime Reports, Federal Bureau of Investigation, Washington, D.C. 20535, will assist in compiling comprehensive, accurate national crime figures on a timely basis.

1	2	3	4	5	6
CLASSIFICATION OF OFFENSES	OFFENSES REPORTED OR KNOWN TO POLICE (INCLUDE "UNFOUNDED" AND ATTEMPTS)	UNFOUNDED, I.E., FALSE OR BASELESS COMPLAINTS	NUMBER OF ACTUAL OFFENSES (COLUMN 2 MINUS COLUMN 3) INCLUDE ATTEMPTS	TOTAL OFFENSES CLEARED BY ARREST OR EXCEPTIONAL MEANS (INCLUDES COL. 6)	NUMBER OF CLEARANCES INVOLVING ONLY PERSONS UNDER 18 YEARS OF AGE
1. CRIMINAL HOMICIDE					
a. MURDER AND NONNEGLIGENT HOMICIDE	8	1	7	7	0
b. MANSLAUGHTER BY NEGLIGENCE					
2. FORCIBLE RAPE TOTAL	13	8	5	8	0
a. Rape by Force	12	8	4	7	0
b. Attempts to commit Forcible Rape	1	0	1	1	0
3. ROBBERY TOTAL	172	8	164	34	3
a. Firearm	120	3	117	28	3
b. Knife or Cutting Instrument	6	2	4	0	0
c. Other Dangerous Weapon	7	0	7	0	0
d. Strong-Arm (Hands, Fists, Feet, etc.)	39	3	36	6	0
4. ASSAULT TOTAL	629	24	605	343	19
a. Firearm	119	7	112	54	1
b. Knife or cutting Instrument	36	2	34	19	2
c. Other Dangerous Weapon	38	6	32	22	4
d. Strong-Arm	32	5	27	14	0
e. Other Assaults - Simple, Not Aggravated	404	4	400	234	12
5. BURGLARY TOTAL	525	16	509	32	7
a. Forcible Entry	426	8	418	26	5
b. Unlawful Entry - No Force	70	7	63	4	1
c. Attempted Forcible Entry	29	1	28	2	1
6. LARCENY THEFT TOTAL (except Motor Vehicle Theft)	1,338	129	1,209	244	14
7. MOTOR VEHICLE THEFT TOTAL	311	115	196	13	0
a. Autos	281	111	170	12	0
b. Trucks and Buses	22	2	20	1	0
c. Other Vehicles	8	2	6	0	0
GRAND TOTAL	2,996	301	2,695	681	43

CHECKING ANY OF THE APPROPRIATE BLOCKS BELOW WILL ELIMINATE YOUR NEED TO SUBMIT REPORTS WHEN THE VALUES ARE ZERO. THIS WILL ALSO AID THE NATIONAL PROGRAM IN ITS QUALITY CONTROL EFFORTS.

- NO SUPPLEMENTARY HOMICIDE REPORT SUBMITTED SINCE NO MURDERS, JUSTIFIABLE HOMICIDES, OR MANSLAUGHTER BY NEGLIGENCE OCCURRED IN THIS JURISDICTION DURING THE MONTH.
- NO SUPPLEMENT TO RETURN A REPORT SINCE NO CRIME OFFENSES OR RECOVERY OF PROPERTY REPORTED DURING THE MONTH.
- NO LAW ENFORCEMENT OFFICERS KILLED OR ASSAULTED REPORT SINCE NONE OF THE OFFICERS WERE ASSAULTED OR KILLED DURING THE MONTH.

- NO AGE, SEX, AND RACE OF PERSONS ARRESTED UNDER 18 YEARS OF AGE REPORT SINCE NO ARRESTS OF PERSONS WITHIN THIS AGE GROUP.
- NO AGE, SEX, AND RACE OF PERSONS ARRESTED 18 YEARS OF AGE AND OVER REPORT SINCE NO ARRESTS OF PERSONS WITHIN THIS AGE GROUP.
- NO MONTHLY RETURN OF ARSON OFFENSES KNOWN TO LAW ENFORCEMENT REPORT SINCE NO ARSONS OCCURRED.

DO NOT USE THIS SPACE

	INITIALS
RECORDED	
EDITED	
ENTERED	
ADJUSTED	
CORRECTED	

* TOTALS INCLUDE PREVIOUS OFFENSES

DECEMBER 2015

Month and Year of Report

GAAPD 0000

Agency Identifier

JANUARY 25, 2016

Date

ATLANTA POLICE DEPARTMENT - GEORGIA

Agency and State

J. [Signature] LIEUTENANT
Prepared By Title
[Signature] CHIEF
Chief, Commissioner, Sheriff, or Superintendent

PROPERTY STOLEN BY CLASSIFICATION

CLASSIFICATION	DATA ENTRY	Number of Actual Offenses (Column 4 Return A)	Monetary Value of Property Stolen
1. MURDER AND NONNEGLIGENT MANSLAUGHTER	12	7	\$ 402.00
2. FORCIBLE RAPE	20	5	\$ -48.00 *
3. ROBBERY			
(a) HIGHWAY (streets, alleys, etc.)	31	123	25,028.00
(b) COMMERCIAL HOUSE (except c, d, and f)	32	20	21,634.00
(c) GAS OR SERVICE STATION	33	0	0.00
(d) CONVENIENCE STORE	34	2	1,003.00
(e) RESIDENCE (anywhere on premises)	35	12	645.00
(f) BANK	36	0	0.00
(g) MISCELLANEOUS	37	7	2,727.00
TOTAL ROBBERY	30	164	\$ 51,037.00
5. BURGLARY - BREAKING OR ENTERING			
(a) RESIDENCE (dwelling)			
(1) NIGHT (6 p.m. - 6 a.m.)	51	154	109,574.00
(2) DAY (6 a.m. - 6 p.m.)	52	274	256,785.00
(3) UNKNOWN	53	0	0.00
(b) NON-RESIDENCE (store, office, etc.)			
(1) NIGHT (6 p.m. - 6 a.m.)	54	57	361,501.00
(2) DAY (6 a.m. - 6 p.m.)	55	24	9,839.00
(3) UNKNOWN	56	0	0.00
TOTAL BURGLARY	50	509	\$ 737,699.00
6. LARCENY - THEFT (Except Motor Vehicle Theft)			
(a) \$200 AND OVER	61	265	691,365.00
(b) \$50 TO \$200	62	51	5,316.00
(c) UNDER \$50	63	893	2,048.00
TOTAL LARCENY (Same as Item 6X)	60	1,209	\$ 698,729.00
7. MOTOR VEHICLE THEFT (Include Alleged Joy Ride)	70	196	\$ 231,781.00
GRAND TOTAL - ALL ITEMS	77	1,719	\$ 1,719,600.00
ADDITIONAL ANALYSIS OF LARCENY AND MOTOR VEHICLE THEFT			
6X. NATURE OF LARCENIES UNDER ITEM 6			
(a) POCKET-PICKING	81	7	1,460.00
(b) PURSE-SNATCHING	82	23	5,503.00
(c) SHOPLIFTING	83	230	43,954.00
(d) FROM MOTOR VEHICLES (except e)	84	571	322,467.00
(e) MOTOR VEHICLE PARTS AND ACCESSORIES	85	79	15,318.00
(f) BICYCLES	86	20	6,791.00
(g) FROM BUILDING (except c and h)	87	114	113,881.00
(h) FROM ANY COIN-OPERATED MACHINES (parking meters, etc.)	88	1	50.00
(i) ALL OTHER	89	164	189,305.00
TOTAL LARCENIES (Same as Item 6)	80	1,209	\$ 698,729.00
7X. MOTOR VEHICLES RECOVERED			
(a) STOLEN LOCALLY AND RECOVERED LOCALLY	91	49	
(b) STOLEN LOCALLY AND RECOVERED BY OTHER JURISDICTIONS	92	0	
(c) TOTAL LOCALLY STOLEN MOTOR VEHICLES RECOVERED (a & b)	93	49	
(d) STOLEN IN OTHER JURISDICTIONS AND RECOVERED LOCALLY	90	N/A	

SUPPLEMENT TO RETURN A
MONTHLY RETURN OF OFFENSES KNOWN TO THE POLICE

1-706 (Rev. 8-30-94)
Form Approved
OMB No. 1110-0007

This report is authorized by law, Title 28, Section 534, U. S. Code. While you are not required to respond, your cooperation in submitting this report with the Return A will assist the FBI in compiling comprehensive, accurate figures on a timely basis.

This form deals with the nature of crime and the monetary value of property stolen and recovered. The total offenses recorded on the form should be the same as the number of actual offenses listed in Column 4 of the Return A for each crime class. Include attempted crimes on this form, but do not include unfounded offenses. If you cannot complete the report in all areas, please record as much information as is available. Tally sheets will be sent upon request.

PROPERTY BY TYPE AND VALUE

Type of Property (1)	Data Entry	Monetary Value of Property Stolen in Your Jurisdiction	
		Stolen (2)	Recovered (3)
(A) Currency, Notes, Etc	01	\$ 335,836.00	\$ 1.00
(B) Jewelry and Precious Metals	02	267,546.00	1.00
(C) Clothing and Furs	03	385,343.00	1.00
(D) Locally Stolen Motor Vehicles	04	231,781.00	29,861.00
(E) Office Equipment	05	8,384.00	0.00
(F) Televisions, Radios, Stereos, Etc.	06	263,646.00	2.00
(G) Firearms	07	11,352.00	1.00
(H) Household Goods	08	21,331.00	0.00
(I) Consumable Goods	09	19,419.00	0.00
(J) Livestock	10	0.00	0.00
(K) Miscellaneous	11	174,962.00	5.00
TOTAL	00	\$ 1,719,600.00	\$ 29,872.00

The total of this column should agree with the Grand Total (DATA ENTRY 77) shown on page 2.

Include in this column all property recovered even though stolen in prior months. The above is an accounting for only that property stolen in your jurisdiction. This will include property recovered for you by other jurisdictions, but not property you recover for them.

JANUARY 25, 2016
DATE

[Signature]
PREPARED BY

LIEUTENANT
TITLE

[Signature]
CHIEF
CHIEF, COMMISSIONER, SHERIFF OR SUPERINTENDENT

DECEMBER 2015
Month and Year of Report

GAAPD 0000
Agency Identifier

ATLANTA POLICE DEPARTMENT - GEORGIA
Agency and State

LAW ENFORCEMENT OFFICERS KILLED OR ASSAULTED

It is requested this report be completed and transmitted with monthly crime reports to: Director, Federal Bureau of Investigation, Uniform Crime Reports, Washington, D. C. 20535. This form should be used to report the number of your officers who were assaulted or killed in the line of duty during the month. Additional information concerning officers killed will be requested by a separate questionnaire.

OFFICERS KILLED Number of your law enforcement officers killed in the line of duty this month.	By felonious act	0
	By accident or negligence	0


Officers Assaulted (Do not include officers killed) - See other side for instructions.

Type of Activity	Total Assaults by Weapon A	Type of Weapon				Two-Officer Vehicle F	Type of Assignment						Police Assaults Cleared M
		Firearm B	Knife or Other Cutting Instrument C	Other Other Dangerous Weapon D	Hands, Fists, Feet, etc. E		One-Officer Vehicle		Detective or Special Assign.		Other		
							Alone G	As-sisted H	Alone I	As-sisted J	Alone K	As-sisted L	
1. Responding to "Disturbance" calls (family quarrels, man with gun, etc.)	0												
2. Burglaries in progress or pursuing burglary suspects	0												
3. Robberies in progress or pursuing robbery suspects	0												
4. Attempting other arrests	0												
5. Civil disorder (riot, mass disobedience)	0												
6. Handling, transporting, custody of prisoners	2				2			2					2
7. Investigating suspicious persons or circumstances	1				1		1						1
8. Ambush - no warning	2			2				2					2
9. Mentally deranged	2				2		1	1					2
10. Traffic pursuits and stops	6	2		1	3			6					6
11. All Other	3			1	2		1	1			1		3
12. TOTAL (1-11)	16	2	0	4	10	0	3	12	0	0	1	0	16
13. Number with personal injury	0												
14. Number without personal injury	16	2		4	10								
15. Time of assaults													
	AM	1	3	1	4								
	PM		2	3	1	1							

DO NOT WRITE HERE	
Recorded	Initials
Edited	
Punched	
Verified	
Adjusted	
DOJ/FBI	

12:01 2:00 4:00 6:00 8:00 10:00 12:00

DECEMBER 2015 GAAPD 0000 LIEUTENANT
 Month and Year Agency Identifier Title
ATLANTA POLICE DEPARTMENT GEORGIA CHIEF
 Agency State Chief, Sheriff, Commissioner, Superintendent


 Prepared By

MONTHLY RETURN OF ARSON OFFENSES KNOWN TO LAW ENFORCEMENT

DO-73 (2-11-82)
Form Approved
OMB No. 1110-0008

This report is authorized by law Title 28, Section 534, United States Code, and the enactment of the fiscal year 1979, Department of Justice Authorization Bill S. 3151. While you are not required to respond, your cooperation in using this form to report all incidents of arson which become known to your department during the month will assist the FBI in compiling comprehensive, accurate data on a timely basis. Instructions appear on reverse side.

1 PROPERTY CLASSIFICATION	2 Offenses Reported or Known to Police (Include Unfounded and Attempts)	3 Unfounded, i.e. False or Baseless Complaints	4 Number of Actual Offenses (Column 2 Minus Column 3 (Include Attempts))	5 Total Offenses Cleared by Arrest or Exceptional Means (Include Column 6)	6 Number of Clearances Involving Only Persons Under 18 Years of Age	7 Offenses Where Structures Uninhabited, Abandoned, or not Normally in Use	8 Estimated Value of Property Damage
STRUCTURAL							
A. Single Occupancy Residential: Houses, Townhouses, Duplexes, etc.	3	2	1				\$ 10,000.
B. Other Residential: Apartments, Tenements, Flats, Hotels, Motels, Inns, Dormitories, Boarding Houses, etc.	4	4					\$
C. Storage: Barns, Garages, Warehouses, etc.							\$
D. Industrial/Manufacturing							\$
E. Other Commercial: Stores, Restaurants, Offices, etc.	1	1					\$
F. Community/Public: Churches, Jails, Schools, Colleges, Hospitals, etc.							\$
G. All Other Structure: Out Buildings, Monuments, Buildings Under Construction, etc.	1	1					\$
TOTAL STRUCTURE	9	8	1				\$ 10,000.
MOBILE							
H. Motor Vehicles: Automobiles, Trucks, Buses, Motorcycles, etc.; UCR Definition							\$
I. Other Mobile Property: Trailers, Recreational Vehicles, Airplanes, Boats, etc.							\$
TOTAL MOBILE							\$
J. TOTAL OTHER Crops, Timber, Fences, Signs, etc.							\$
GRAND TOTAL	9	8	1				\$ 10,000.

Agency Identifier GAAPD 0000 Month DECEMBER 2015
 Agency ATLANTA POLICE DEPARTMENT State GEORGIA
 Prepared by [Signature] LIEUTENANT
 Chief, Commissioner, Sheriff, or Superintendent CHIEF

DO NOT WRITE HERE				
Recorded				
Edited				
Entered				
Adjusted				
Corras.				

AGENCY IDENTIFIER GAAPD 0000 REPORTING PERIOD DECEMBER 2015

AGENCY NAME ATLANTA POLICE DEPARTMENT

POLICE DISPOSITION OF JUVENILES

-Not to include neglect or traffic cases-

1. Handled within Department and released.
(Warning, released to parents, etc.)

2. Referred to juvenile court or probation department.

_____ 83 _____

3. Referred to welfare agency.

4. Referred to other police agency.

5. Referred to criminal or adult court.

TOTAL

_____ 83 _____

JANUARY 21, 2016

DATE

J. [Signature]

LIEUTENANT

PREPARED BY

TITLE

[Signature]

CHIEF

APPROVED BY

TITLE

GCIC USE ONLY

Recorded	_____
Reviewed	_____
Punched	_____
Verified	_____

RETURN TO

Georgia Crime Information Center/Uniform Crime Reporting
P. O. Box 1456
Atlanta, Georgia 30301

Return on or before the 7th of the following month.

GCIC/UCR-012 (9/74)

SUPPLEMENTARY HOMICIDE REPORT

This report is authorized by law Title 28, Section 534, United States Code. While you are not required to respond, your cooperation in using this form to list data pertaining to all homicides reported on your Return A will assist the FBI in compiling comprehensive, accurate data regarding this important classification on a timely basis.

Ia. Murder and Nonnegligent Manslaughter

List below specific information for all offenses shown in item Ia of the monthly Return A. In addition, list all justifiable killings of felons by a citizen or by a peace officer in the line of duty. A brief explanation in the circumstances column regarding unfounded homicide offenses will aid the national Uniform Crime Reporting Program in editing the reports.

Incident	Situation*	Victim**				Offender**			Data Code	Weapon Used (Handgun, Rifle, Shotgun, Club, Poison, etc.)	Relationship of Victim to Offender (Husband, Wife, Son, Father, Acquaintance, Neighbor, Stranger, etc.)	Circumstances (Victim shot by robber, robbery victim shot robber, killed by patron during barroom brawl, etc.)
		Age	Sex	Race	Ethnicity	Age	Sex	Race				
	A	17	M	W	N	18	M	B	N	HANDGUN	STRANGER	NARCOTIC DRUG LAWS
	A	56	M	B	N	46	M	B	N	HANDGUN	ACQUAINTANCE	OTHER ARGUMENTS
	B	24	M	B	N					HANDGUN	UNKNOWN	OTHER
	A	47	M	B	N	59	M	B	N	HANDGUN	ACQUAINTANCE	OTHER ARGUMENTS
	B	28	M	B	N					HANDGUN - 40 CAL.	UNKNOWN	OTHER
	B	22	M	B	N					HANDGUN	UNKNOWN	OTHER
	A	46	M	B	N	46	F	B	N	KNIFE/ CUTTING INSTRU.	BOYFRIEND	OTHER ARGUMENTS
	B	15	M	B	N					HANDGUN	UNKNOWN	OTHER

** - See reverse side for explanation

DECEMBER 2015
Month and Year

GAAPD 0000
Agency Identifier

LIEUTENANT
Title

ATLANTA POLICE DEPARTMENT
Agency

GEORGIA
State

CHIEF
Title

J. [Signature]
Prepared By
[Signature]
Chief, Sheriff, Commissioner, Superintendent

DO NOT WRITE HERE				
Recorded				
Edited				
Punched				
Verified				
Adjusted				

SUPPLEMENTARY HOMICIDE REPORT

This report is authorized by law Title 28, Section 534, United States Code. While you are not required to respond, your cooperation in using this form to list data pertaining to all homicides reported on your Return A will assist the FBI in compiling comprehensive, accurate data regarding this important classification on a timely basis.

1a. Murder and Nonnegligent Manslaughter

List below specific information for all offenses shown in item 1a of the monthly Return A. In addition, list all justifiable killings of felons by a citizen or by a peace officer in the line of duty. A brief explanation in the circumstances column regarding unfounded homicide offenses will aid the national Uniform Crime Reporting Program in editing the reports.

Incident	Victim **				Offender**			Data Code		Weapon Used (Handgun, Rifle, Shotgun, Club, Poison, etc.)	Relationship of Victim to Offender (Husband, Wife, Son, Father, Acquaintance, Neighbor, Stranger, etc.)	Circumstances (Victim shot by robber, robbery victim shot robber, killed by patron during barroom brawl, etc.)
	Age	Sex	Race	Ethnicity	Age	Sex	Race	Ethnicity	Do Not Write In These Spaces			
	34	M	B	N	40	M	B	N		KNIFE	ACQUAINTANCE	ARGUMENT
	23	M	B	N	55	M	B	N		HANDGUN	ACQUAINTANCE	ARGUMENT
	36	M	B	N						UNKNOWN	UNKNOWN	UNKNOWN *
	57	M	B	N						HANDGUN	UNKNOWN	UNKNOWN
	25	M	B	N	25	M	B	N		HANDGUN	ACQUAINTANCE	ARGUMENT
	39	M	B	N						HANDGUN	UNKNOWN	HOME INVASION - ROBBERY
	30	M	W	H	18	M	W	N		POCKETKNIFE	STRANGER	VICTIM KILLED BY ROBBER
	33	M	B	N	19	M	B	N		BUTCHER KNIFE - 6"	STRANGER	VICTIM KILLED BY ROBBER
					19	M	B	N		BUTCHER KNIFE - 6"	STRANGER	VICTIM KILLED BY ROBBER
	44	M	W	H						HANDGUN	UNKNOWN	VICTIM KILLED BY ROBBER

** - See reverse side for explanation

DO NOT WRITE HERE				
Recorded				
Edited				
Punched				
Verified				
Adjusted				

AUGUST 1998
 Month and Year
 GAAPD 0015
 Agency Identifier
 ATLANTA POLICE DEPARTMENT
 Agency
 GEORGIA
 State
 Prepared By *[Signature]*
 Chief, Sheriff, Commissioner, Superintendent
 LIEUTENANT
 Title
 CHIEF

TSD/9-10-98 * UNFOUNDED - DECEMBER 2015 - INVESTIGATION REVEALED A DNC

ATLANTA POLICE DEPARTMENT
AGE, SEX, AND RACE OF PERSONS ARRESTED
17 YEARS OF AGE AND OVER

MONTH DECEMBER

YEAR 2015

CLASSIFICATION OF OFFENSES	SEX	AGE OF PERSON ARRESTED											RACE				ETHNIC							
		17	18	19	20	21	22	23	24	30	35	40	45	50	55	60	65	White	Black	Native Amer.	Asian/Pacific	Whi. Hispanic	Blck Hispanic	
16 Prostitution and Commercialized Vice	M																							
	F																							
17 Sex Offenses (except Rape and Prostitution)	M	1			1	1	2		4	1	4	3	7	13	5	3	2	47						
	F		1								3		3					7	8	46				
18 Drug Abuse Violations Grand Total	M	3	12	10	5	14	10	11	56	26	24	13	27	16	9	5	2	243						
	F	2	2	1	3	2	1	7	13	1	3	1	3	0	0	0	0	39	24	257	0	1	0	0
180 (1) Sale/Manufacturing Subtotal	M	1	0	1	0	0	1	0	4	2	6	2	3	1	1	1	0	23						
	F	0	0	0	0	0	0	0	2	1	0	0	0	0	0	0	0	3	7	19	0	0	0	0
a Opium or Cocaine and their derivatives	M		1							1	1				1	1	5							
	F								1	1							2	2	5					
b Marijuana	M	1							1	1	3		1				7							
	F																0	1	6					
c Synthetic Narcotics	M																0							
	F																0							
d Other Dangerous Non-Narcotic Drugs	M																11							
	F																1	4	8					
185 (2) Possession Subtotal	M	2	12	9	5	14	9	11	52	24	18	11	24	15	8	4	2	220						
	F	2	2	1	3	2	1	7	11	0	3	1	3	0	0	0	0	36	17	238	0	1	0	0
e Opium or Cocaine and their derivatives	M	1	3			1		3	7	4	4	2	9	10	3	1	48							
	F																1	5	44					
f Marijuana	M	1	9	9	5	12	9	8	45	19	14	8	15	5	5	3	2	169						
	F	2	2	1	3	2	1	6	11		3	1	2				34	10	192		1			
g Synthetic Narcotics	M					1											1							
	F																0		1					
h Other Dangerous Non-Narcotic Drugs	M									1		1					2							
	F							1									1	2	1					
19 Gambling Total	M	1	1	0	0	1	1	0	3	1	0	0	0	0	0	0	8							
	F	0	0	0	0	0	0	0	1	0	0	0	0	0	0	0	1	0	9	0	0	0	0	0
a Bookmaking	M																0							
b Numbers and Lottery	F																0							
	M																0							
	F																0							

ATLANTA POLICE DEPARTMENT
 AGE, SEX, AND RACE OF PERSONS ARRESTED
 16 YEARS OF AGE AND UNDER

MONTH DECEMBER

YEAR 2015

CLASSIFICATION OF OFFENSES	SEX	AGE					TOTAL	RACE					ETHNIC			
		09	10-12	13-14	15	16		White	Black	Native Amer.	Asian/Pacific	Wht. Hispanic	Blck Hispanic			
Murder/Nonnegligent Manslaughter	M						0									
	F						0									
Manslaughter by Negligence	M						0									
	F						0									
Forcible Rape	M						0									
	F						0									
Robbery	M				3	2	5									
	F						0				5					
Aggravated Assault	M			3	1		4									
	F						0				4					
Burglary - Breaking or Entering	M			5	5	1	11									
	F			1			1				12					
Larceny - Theft (except Motor Vehicle Theft)	M			5	4	1	10									
	F		2	3	2	2	9	1			18					
Motor Vehicle Theft	M				5	5	10									
	F						0				10					
Other Assaults	M		2	2	2	2	8									
	F						0				8					
Arson	M						0									
	F						0									
Forgery and Counterfeiting	M						0									
	F						0									
Fraud	M						0									
	F						0									
Embezzlement	M						0									
	F						0									
Stolen Property; Buying, Receiving, Possessing	M		1	1	1	1	4									
	F						0				4					
Vandalism	M			1			1									
	F					1	1				2					
Weapons	M						0									
	F						0									
Prostitution and Commercialized Vice	M						0									
	F						0									

ATLANTA POLICE DEPARTMENT
 AGE, SEX, AND RACE OF PERSONS ARRESTED
 16 YEARS OF AGE AND UNDER

CLASSIFICATION OF OFFENSES	SEX	AGE						RACE				ETHNIC		
		10 12		13 14		15 16		TOTAL	White	Black	Native Amer	Asian/Pacific	Whi. Hispanic	Blck Hispanic
		0 9	0 10	0 11	0 12	0 13	0 14							
17 Sex Offenses (except Rape and Prostitution)	M													
	F													
18 Drug Abuse Violations	M	0	0	1	1	1	3							
	F	0	0	0	0	0	0	1	2	0	0	0	0	0
180 (1) Sale/Manufacturing Subtotal	M	0	0	0	0	0	0							
	F	0	0	0	0	0	0	0	0	0	0	0	0	0
a Opium or Cocaine and their Derivatives	M													
	F													
b Marijuana	M													
	F													
c Synthetic Narcotics	M													
	F													
d Other Dangerous Non-Narcotic Drugs	M													
	F													
185 (2) Possession Subtotal	M	0	0	1	1	1	3							
	F	0	0	0	0	0	0	1	2	0	0	0	0	0
e Opium or Cocaine and their Derivatives	M													
	F													
f Marijuana	M			1	1	1	3							
	F													
g Synthetic Narcotics	M													
	F													
h Other Dangerous Non-Narcotic Drugs	M													
	F													
19 Gambling Total	M	0	0	0	0	0	0							
	F	0	0	0	0	0	0	0	0	0	0	0	0	0
a Bookmaking	M													
	F													
b Numbers and Lottery	M													
	F													
c All Other Gambling	M													
	F													
20 Offenses Against Family and Children	M													
	F													

ATLANTA POLICE DEPARTMENT
 AGE, SEX, AND RACE OF PERSONS ARRESTED
 16 YEARS OF AGE AND UNDER

MONTH DECEMBER
 YEAR 2015

CLASSIFICATION OF OFFENSES	SEX	AGE						TOTAL	RACE				ETHNIC					
		0 9		10 12		13 14			15		16		White	Black	Native Amer.	Asian/Pacific	Whl. Hispanic	Blck Hispanic
		0	9	10	12	13	14		15	16	3	80						
Driving Under the Influence	M							0										
	F							0										
Liquor Laws	M			1				1										
	F							0				1						
Drunkenness	M							0										
	F							0										
Disorderly Conduct	M						1	1										
	F							0					1					
Vagrancy	M							0										
	F							0										
All Other Offenses (except Traffic)	M			5	1	5	11	11										
	F					1	1	1				12						
Suspicion	M							0										
	F							0										
Curfew and Loitering	M					1	1	1										
	F							0										
Run-Aways	M							0										
	F					1	1	1										
Total		0	5	28	27	23	83	83	3	80	0	0	0	0	0			

DECEMBER 2015
 Month and Year of Report

GAAPD 0000
 Agency Identifier

JANUARY 26, 2016
 Date

J. Carter
 Prepared by
 LIEUTENANT

Joseph A. J. Chief
 Chief, Commissioner, Sheriff, or Superintendent

ATLANTA POLICE DEPARTMENT - GEORGIA
 Agency and State

UNIFORM CRIME REPORTING

**LAW ENFORCEMENT
OPERATIONS
&
MANAGEMENT**

CRIME AREA COMPARISON

**SUPPORT SERVICES DIVISION
Information Services Section**

**DECEMBER 2015
DECEMBER 2014**

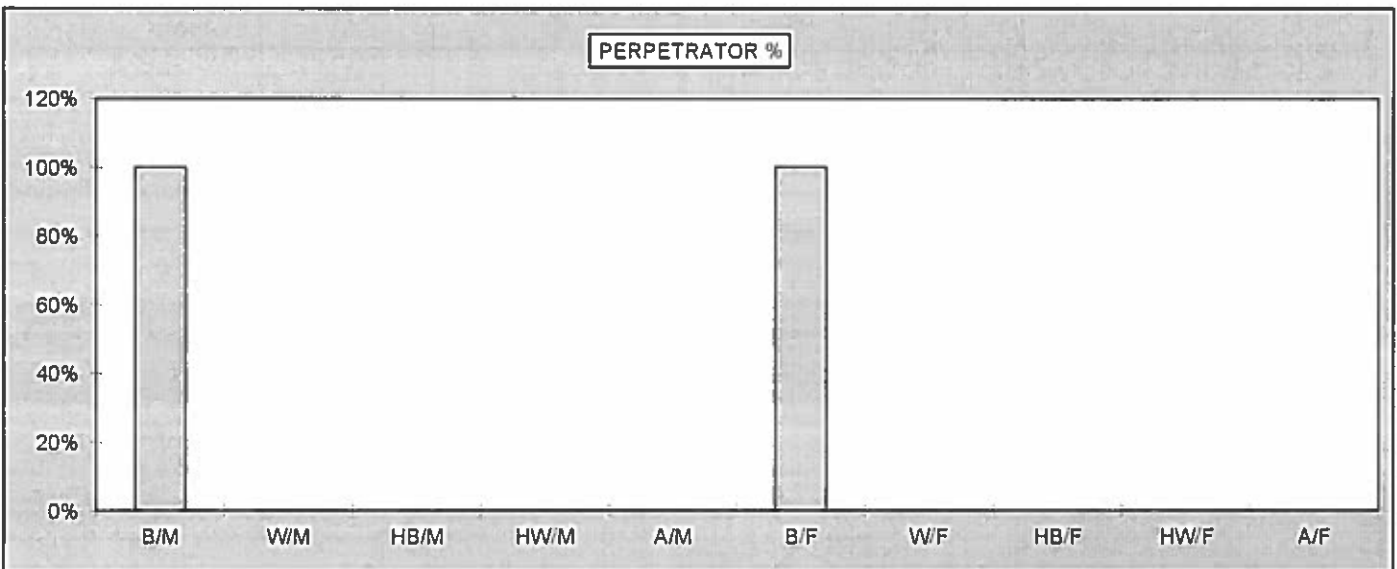

2015
**DECEMBER HOMICIDE COMPARISON
 BY RACE, SEX, AND ETHNIC ORIGIN**

	VICTIM	PERPETRATOR
B/M	6	3
W/M	1	0
HB/M	0	0
HW/M	0	0
A/M	0	0
TOTAL MALES	7	3
B/F	0	1
W/F	0	0
HB/F	0	0
HW/F	0	0
A/F	0	0
TOTAL FEMALES	0	1
TOTAL	7	4

	VICTIM %	PERPETRATOR %
B/M	86%	100%
W/M	14%	0%
HB/M	0%	0%
HW/M	0%	0%
A/M	0%	0%

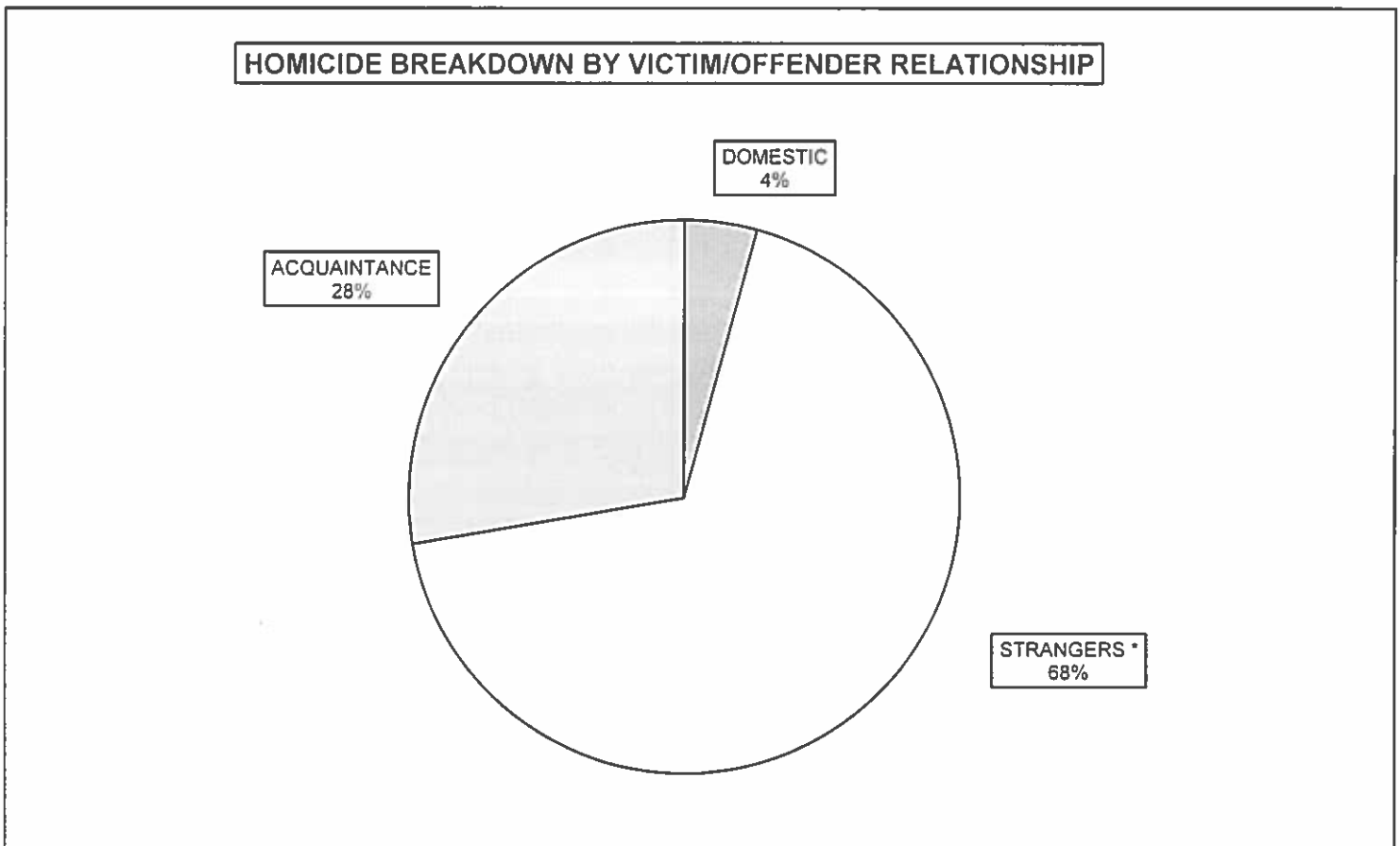
B/F	0%	100%
W/F	0%	0%
HB/F	0%	0%
HW/F	0%	0%
A/F	0%	0%

PERPETRATOR UNKNOWN FOR 3 HOMICIDES



**2015
HOMICIDE BREAKDOWN
YEAR TO DATE**

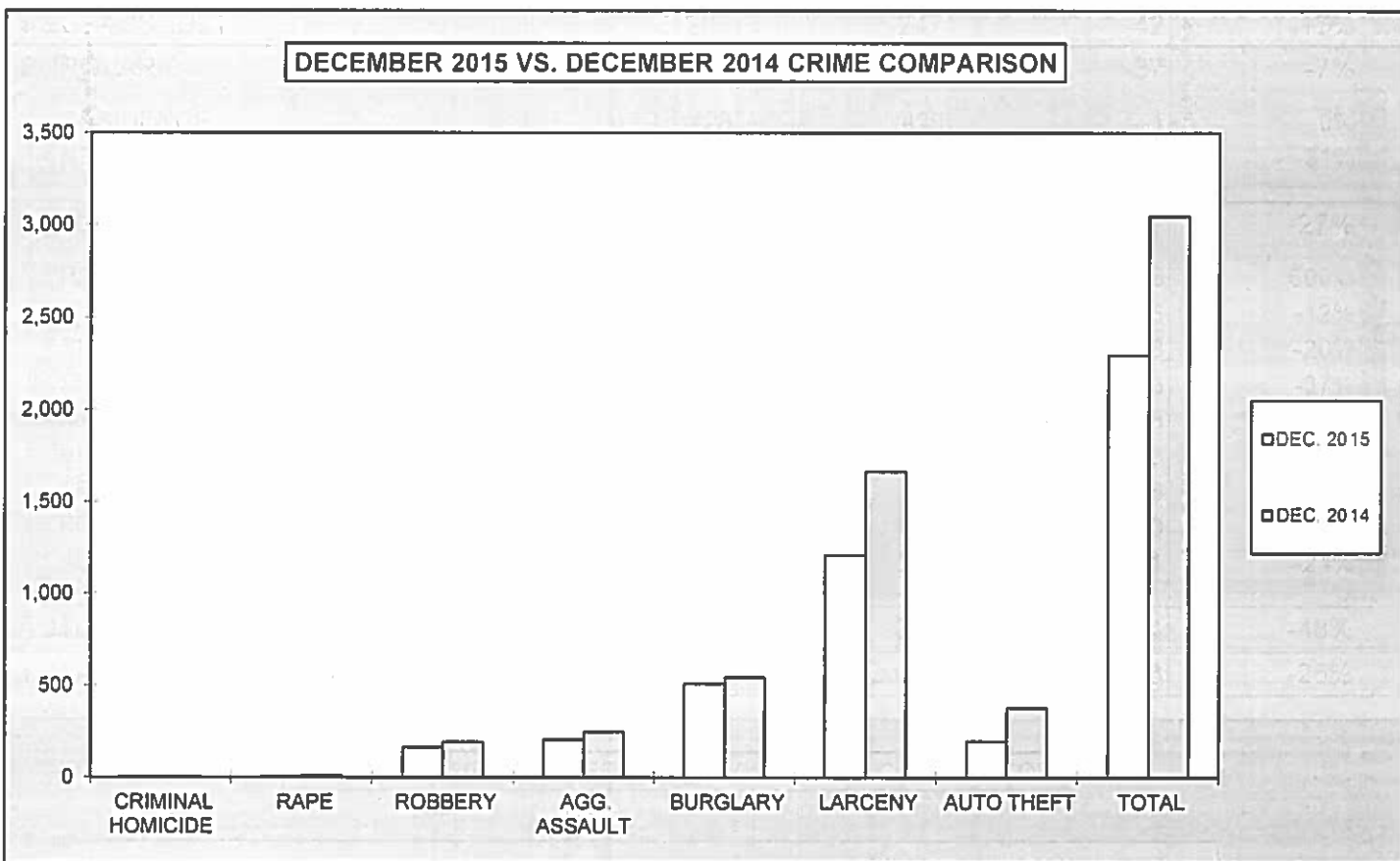
DECEMBER							
MONTH	ACTUAL	DOMESTIC	%	STRANGERS *	%	ACQUAINTANCE	%
JANUARY	6	1	17%	2	33%	3	50%
FEBRUARY	9	0	0%	8	89%	1	11%
MARCH	5	0	0%	5	100%	0	0%
APRIL	9	0	0%	6	67%	3	33%
MAY	10	2	20%	6	60%	2	20%
JUNE	6	0	0%	4	67%	2	33%
JULY	12	1	8%	8	67%	3	25%
AUGUST	4	0	0%	3	75%	1	25%
SEPTEMBER	10	0	0%	6	60%	4	40%
OCTOBER	8	0	0%	7	88%	1	12%
NOVEMBER	8	0	0%	5	63%	3	37%
DECEMBER	7	0	0%	4	57%	3	43%
TOTAL	94	4	4%	64	68%	26	28%



* UNKNOWN INCLUDED IN WITH STRANGERS

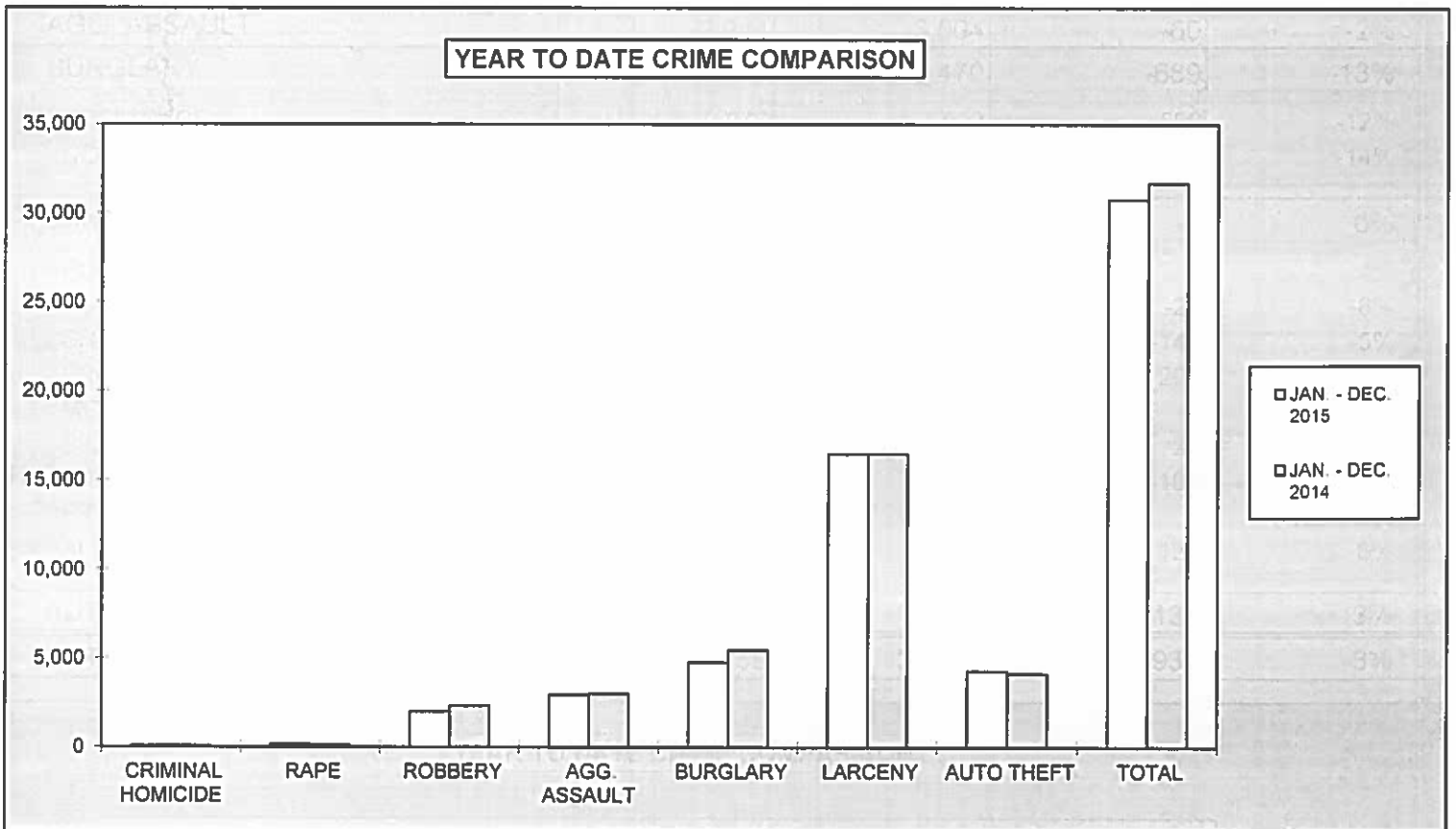
**2015
MONTHLY CRIME COMPARISON**

CRIME	DEC. 2015	DEC. 2014	# DIFFERENCE	% DIFFERENCE
CRIMINAL HOMICIDE	7	5	2	40%
RAPE	5	12	-7	-58%
ROBBERY	164	192	-28	-15%
AGG. ASSAULT	205	247	-42	-17%
BURGLARY	509	546	-37	-7%
RESIDENCE	428	429	-1	0%
NON-RESIDENCE	81	117	-36	-31%
LARCENY	1,209	1,666	-457	-27%
POCKETPICKING	7	1	6	600%
PURSE SNATCHING	23	26	-3	-12%
SHOPLIFTING	230	288	-58	-20%
FROM MOTOR VEHICLES	571	904	-333	-37%
MOTOR VEH. PARTS/ACCESSORIES	79	97	-18	-19%
BICYCLES	20	4	16	400%
FROM BUILDINGS	114	130	-16	-12%
FROM COIN OPERATED MACHINES	1	1	0	0%
ALL OTHER	164	215	-51	-24%
AUTO THEFT	196	380	-184	-48%
TOTAL	2,295	3,048	-753	-25%



**2015
YEAR TO DATE CRIME COMPARISON**

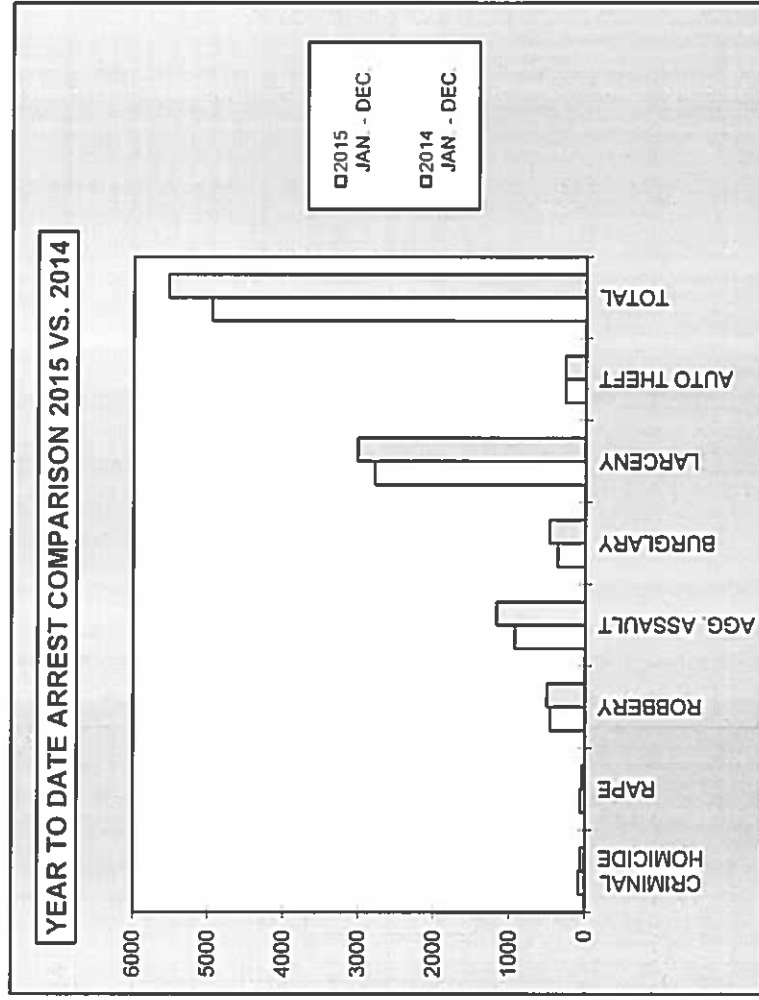
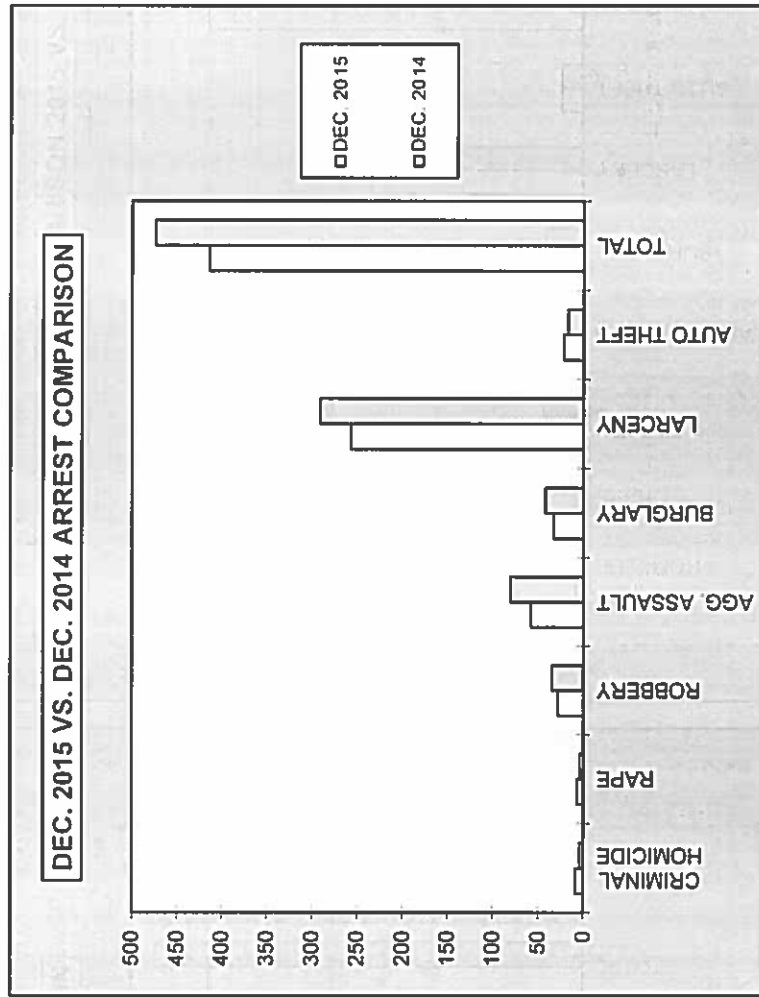
ANNUAL CRIME COMPARISON				
CRIME	JAN. - DEC. 2015	JAN. - DEC. 2014	# DIFFERENCE	% DIFFERENCE
CRIMINAL HOMICIDE	94	93	1	1%
RAPE	170	151	19	13%
ROBBERY	1,995	2,329	-334	-14%
AGG. ASSAULT	2,944	3,004	-60	-2%
BURGLARY	4,781	5,470	-689	-13%
RESIDENCE	3,946	4,502	-556	-12%
NON-RESIDENCE	835	968	-133	-14%
LARCENY	16,493	16,498	-5	0%
POCKETPICKING	70	67	3	4%
PURSE SNATCHING	318	338	-20	-6%
SHOPLIFTING	2,669	2,813	-144	-5%
FROM MOTOR VEHICLES	8,371	8,165	206	3%
MOTOR VEH. PARTS/ACCESSORIES	1,081	1,087	-6	-1%
BICYCLES	276	249	27	11%
FROM BUILDINGS	1,526	1,724	-198	-11%
FROM COIN OPERATED MACHINES	20	20	0	0%
ALL OTHER	2,162	2,035	127	6%
AUTO THEFT	4,282	4,146	136	3%
TOTAL	30,759	31,691	-932	-3%



2015
ARREST COMPARISON

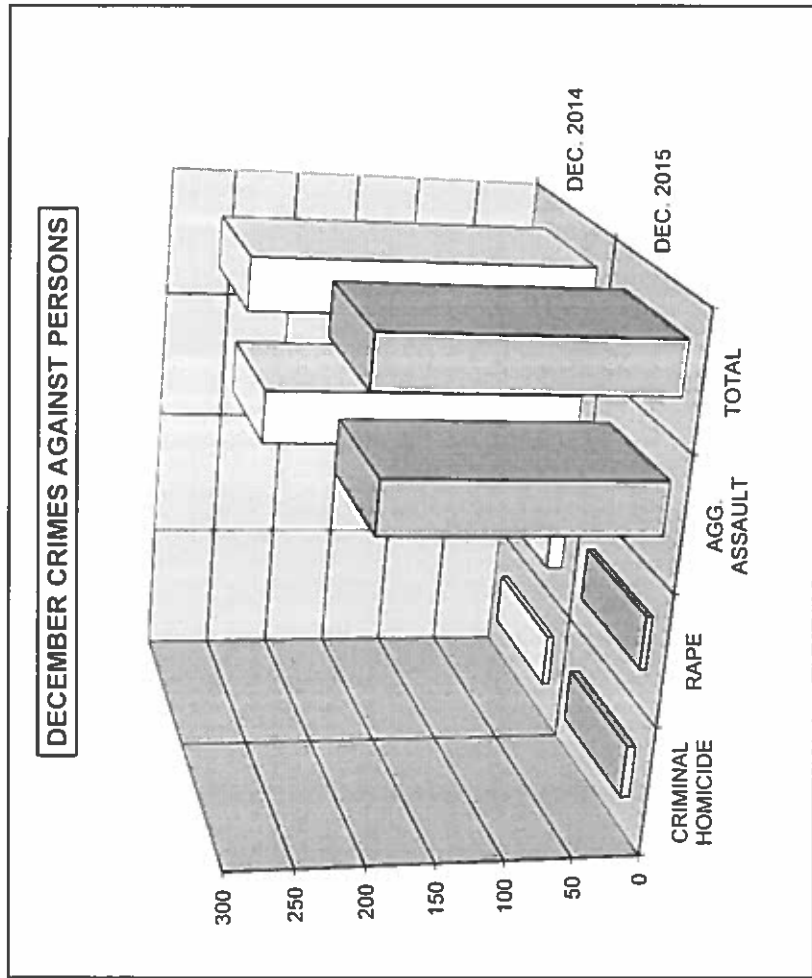
DECEMBER ARREST COMPARISON					
CRIME	DEC. 2015	DEC. 2014	# DIFFERENCE	% DIFFERENCE	
CRIMINAL HOMICIDE	9	4	5	125%	
RAPE	7	4	3	75%	
ROBBERY	28	35	-7	-20%	
AGG. ASSAULT	58	81	-23	-28%	
BURGLARY	33	42	-9	-21%	
LARCENY	257	291	-34	-12%	
AUTO THEFT	22	17	5	29%	
TOTAL	414	474	-60	-13%	

ANNUAL ARREST COMPARISON					
CRIME	2015 JAN. - DEC.	2014 JAN. - DEC.	# DIFFERENCE	% DIFFERENCE	
CRIMINAL HOMICIDE	83	63	20	32%	
RAPE	57	42	15	36%	
ROBBERY	463	503	-40	-8%	
AGG. ASSAULT	927	1,172	-245	-21%	
BURGLARY	365	473	-108	-23%	
LARCENY	2,787	3,014	-227	-8%	
AUTO THEFT	271	272	-1	0%	
TOTAL	4,953	5,539	-586	-11%	

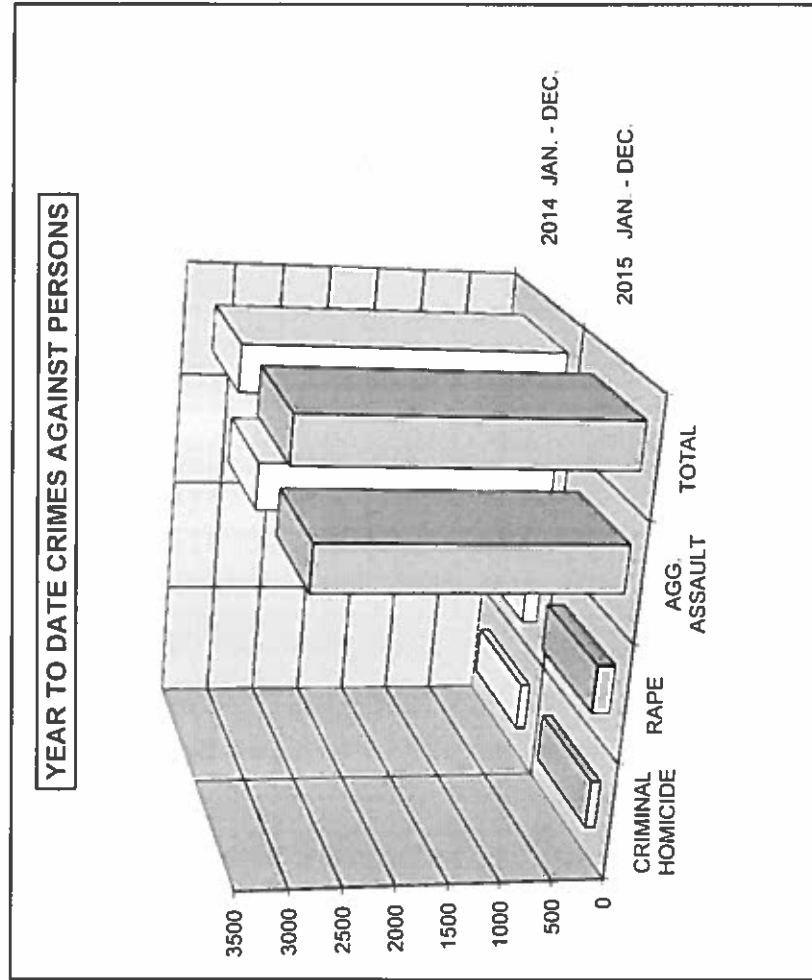


**2015
CRIME COMPARISON
CRIMES AGAINST PERSONS**

CRIME	DECEMBER			DIFFERENCE	#	DIFFERENCE	%
	DEC. 2015	DEC. 2014	DEC. 2014				
CRIMINAL HOMICIDE	7	5	2	40%			
RAPE	5	12	-7	-58%			
AGG. ASSAULT	205	247	-42	-17%			
TOTAL	217	264	-47	-18%			



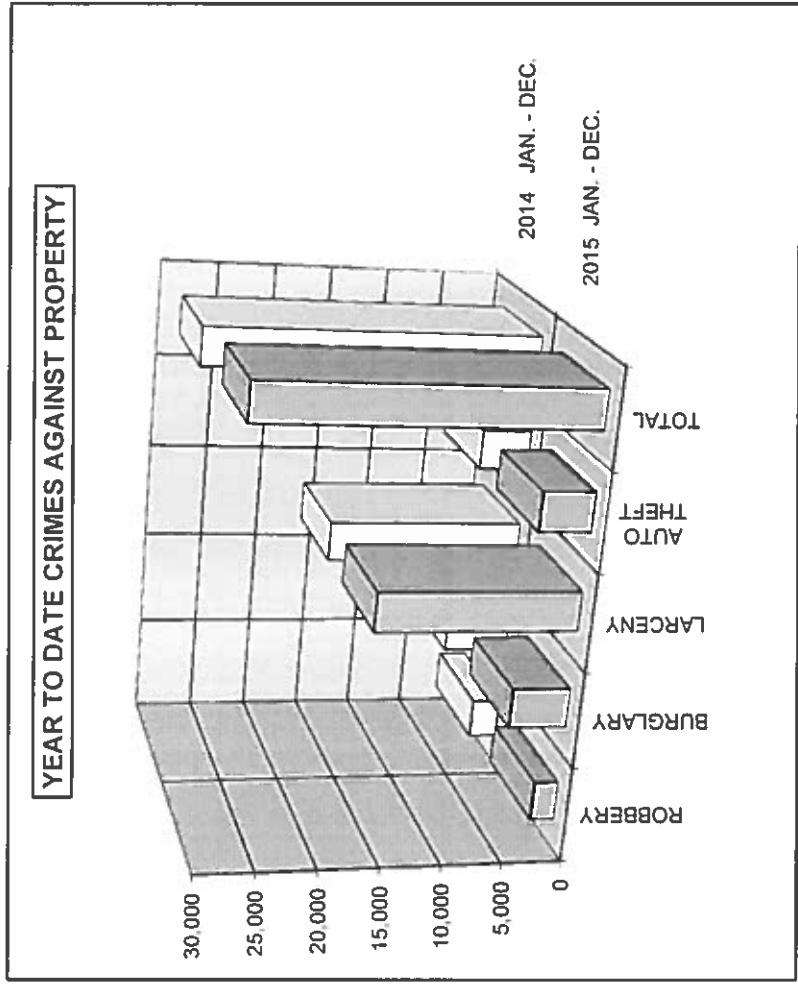
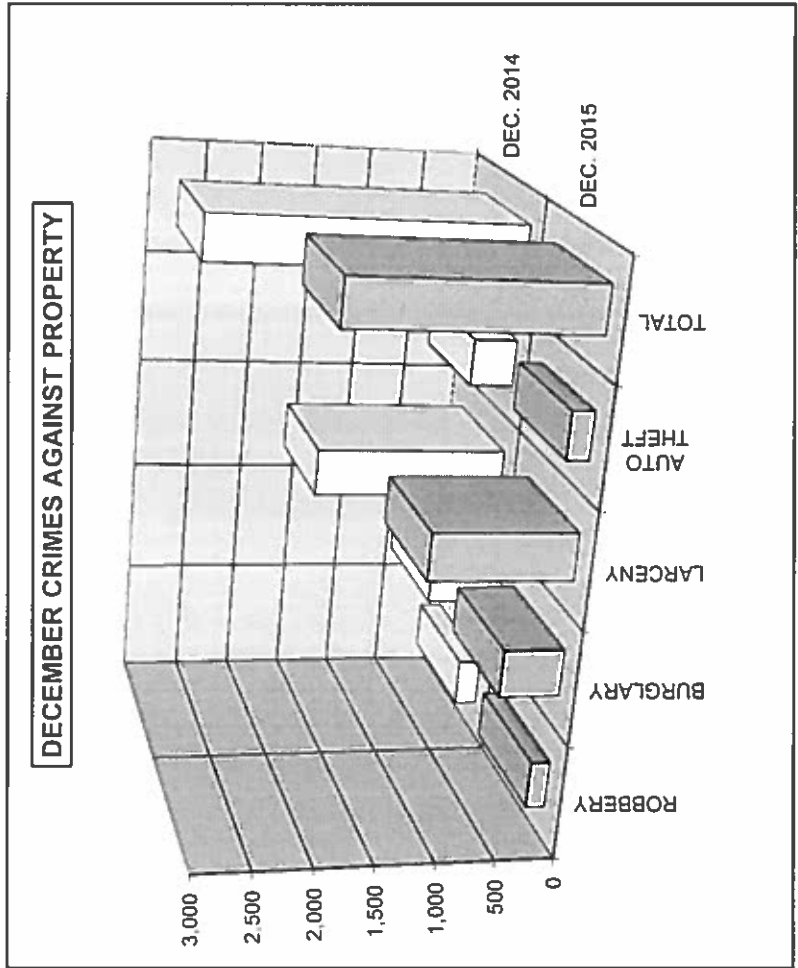
CRIME	ANNUAL			DIFFERENCE	#	DIFFERENCE	%
	2015 JAN. - DEC.	2014 JAN. - DEC.	2014 JAN. - DEC.				
CRIMINAL HOMICIDE	94	93	1	1%			
RAPE	170	151	19	13%			
AGG. ASSAULT	2,944	3,004	-60	-2%			
TOTAL	3,208	3,248	-40	-1%			



**2015
CRIME COMPARISON
CRIMES AGAINST PROPERTY**

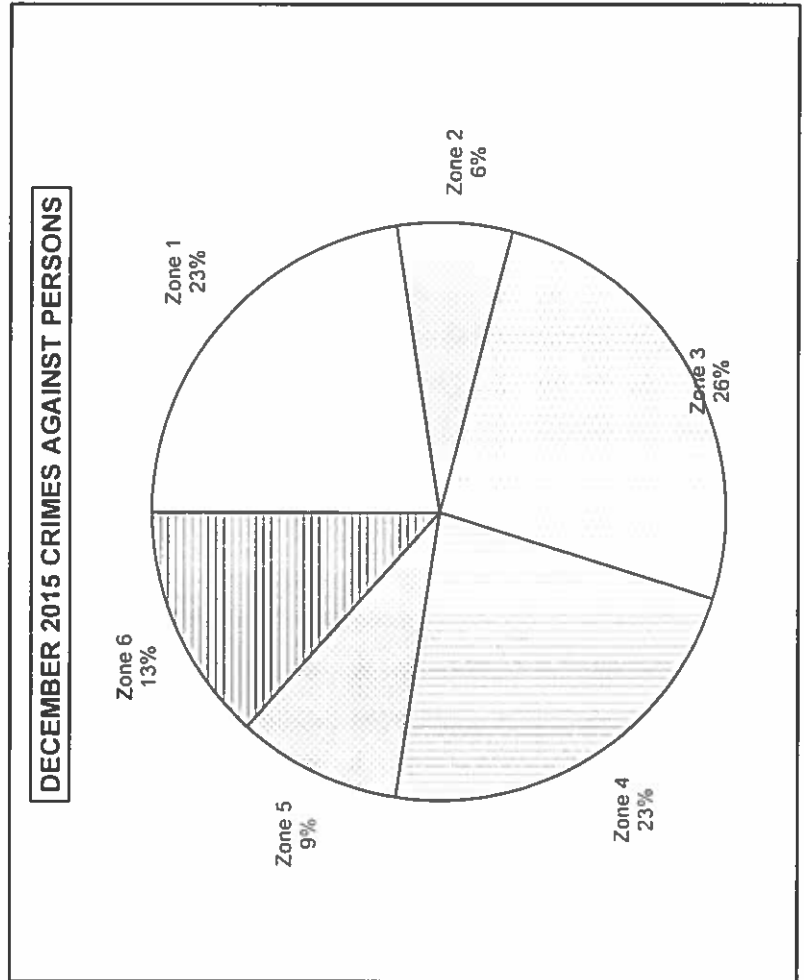
DECEMBER					
CRIME	DEC. 2015	DEC. 2014	# DIFFERENCE	% DIFFERENCE	
ROBBERY	164	192	-28	-15%	
BURGLARY	509	546	-37	-7%	
LARCENY	1,209	1,666	-457	-27%	
AUTO THEFT	196	380	-184	-48%	
TOTAL	2,078	2,784	-706	-25%	

ANNUAL					
CRIME	2015 JAN. - DEC.	2014 JAN. - DEC.	# DIFFERENCE	% DIFFERENCE	
ROBBERY	1,995	2,329	-334	-14%	
BURGLARY	4,781	5,470	-689	-13%	
LARCENY	16,493	16,498	-5	0%	
AUTO THEFT	4,282	4,146	136	3%	
TOTAL	27,551	28,443	-892	-3%	

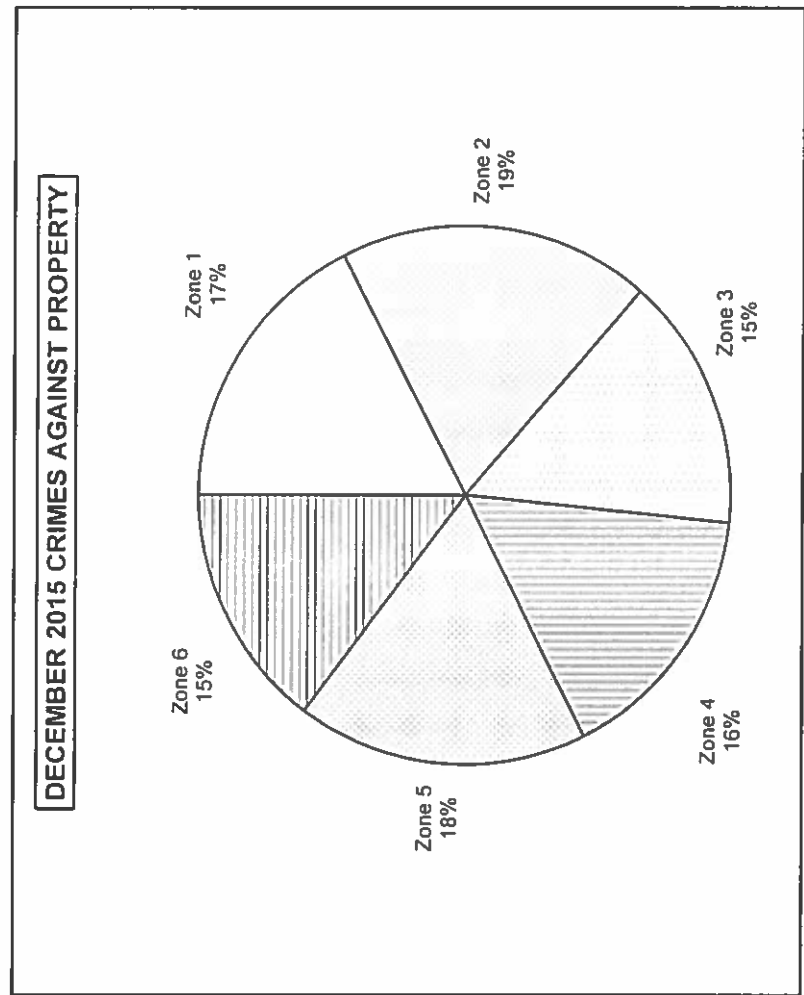


2015
AREA BREAKDOWN
CRIMES AGAINST PERSONS AND PROPERTY

DECEMBER 2015 CRIMES AGAINST PERSONS BY ZONE						
CRIME	Zone 1	Zone 2	Zone 3	Zone 4	Zone 5	Zone 6
CRIMINAL HOMICIDE	1	0	2	2	1	1
RAPE	-1	-1	2	2	0	3
AGG. ASSAULT	49	15	52	45	19	25
TOTAL CRIMES AGAINST PERSONS	49	14	56	49	20	29

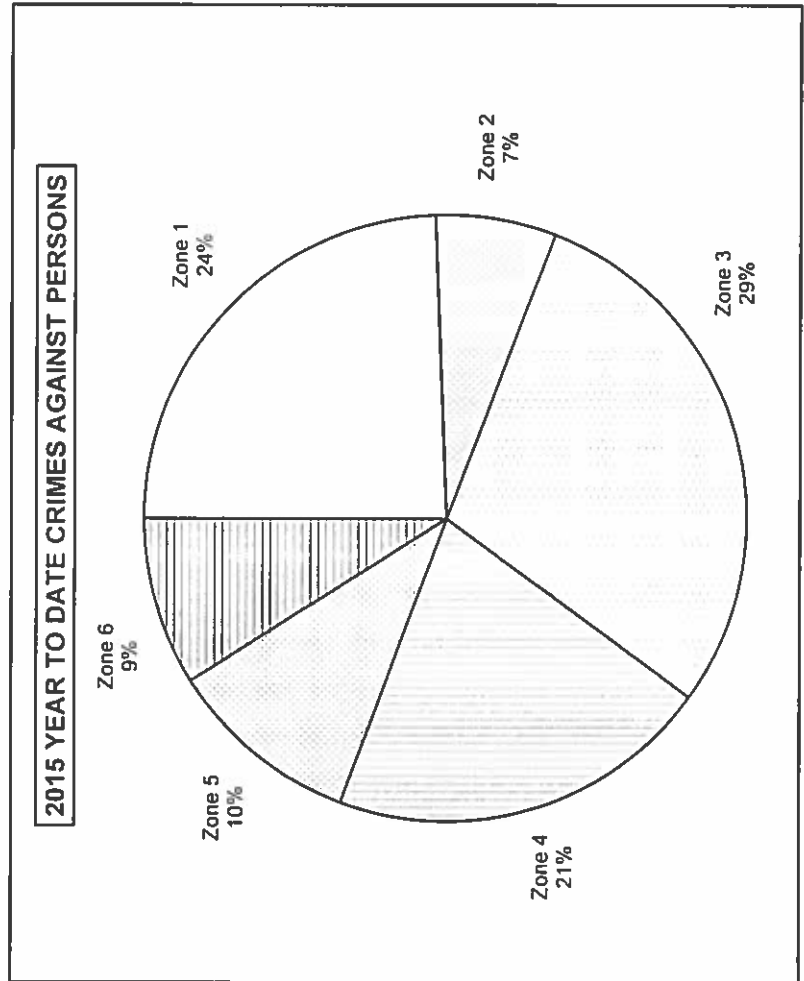


DECEMBER 2015 CRIMES AGAINST PROPERTY BY ZONE						
CRIME	Zone 1	Zone 2	Zone 3	Zone 4	Zone 5	Zone 6
ROBBERY	30	15	28	31	36	24
BURGLARY	117	75	105	107	37	68
LARCENY	187	297	116	156	263	190
AUTO THEFT	28	6	69	38	30	25
TOTAL CRIMES AGAINST PROPERTY	362	393	318	332	366	307

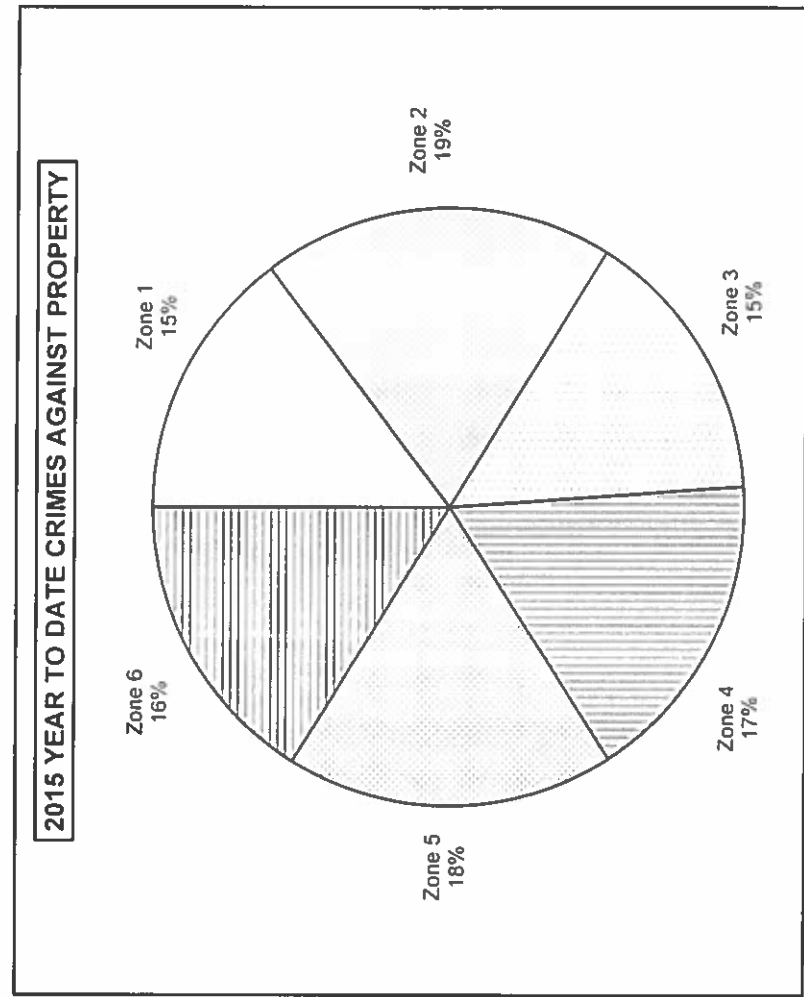


2015
YEAR TO DATE AREA BREAKDOWN
CRIMES AGAINST PERSONS AND PROPERTY

ANNUAL CRIMES AGAINST PERSONS BY ZONE						
CRIME	Zone 1	Zone 2	Zone 3	Zone 4	Zone 5	Zone 6
CRIMINAL HOMICIDE	31	2	22	21	7	11
RAPE	30	26	33	20	42	19
AGG. ASSAULT	721	178	883	620	283	259
TOTAL CRIMES AGAINST PERSONS	782	206	938	661	332	289

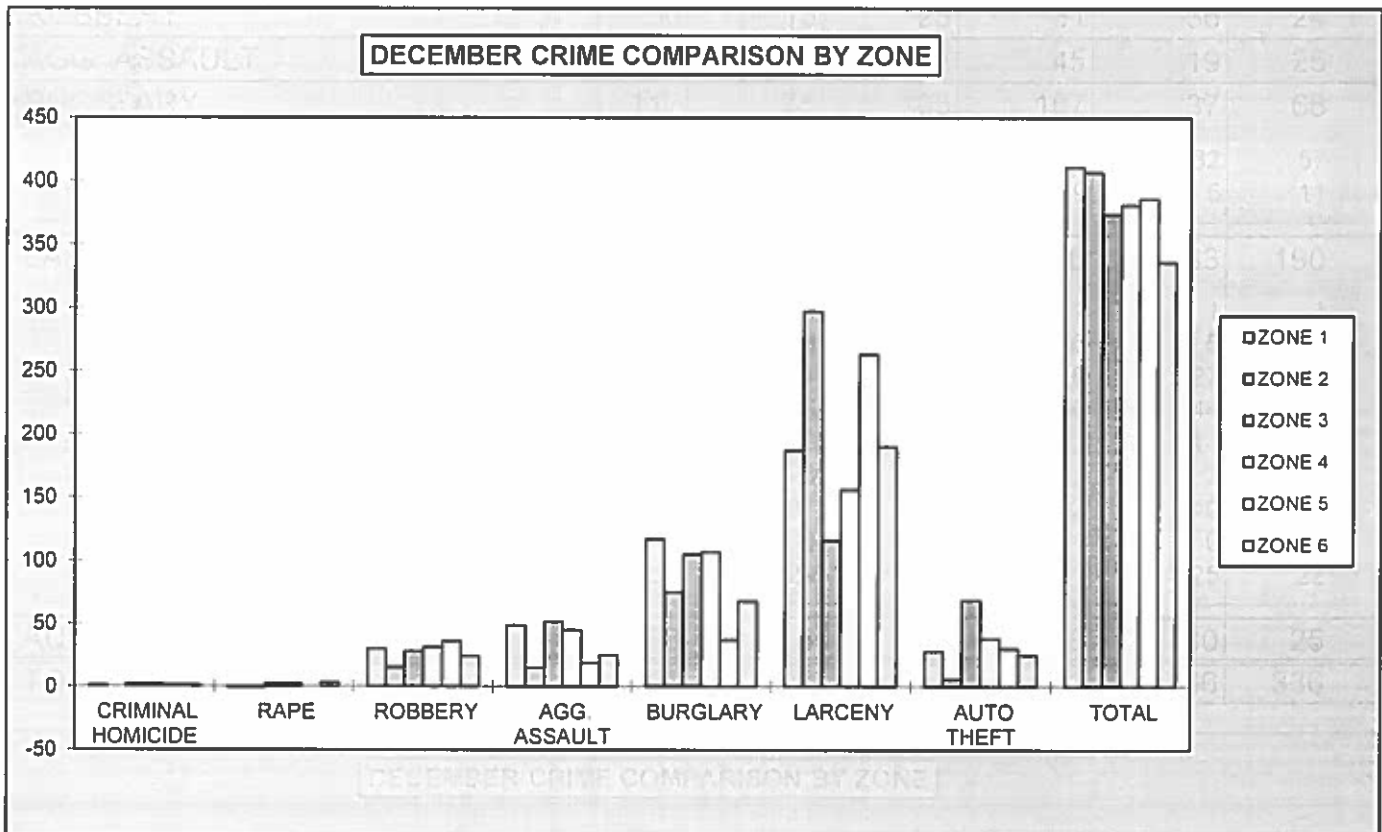


ANNUAL CRIMES AGAINST PROPERTY BY ZONE						
CRIME	Zone 1	Zone 2	Zone 3	Zone 4	Zone 5	Zone 6
ROBBERY	355	228	407	395	330	280
BURGLARY	989	719	1,018	1,069	286	700
LARCENY	1,987	3,841	1,737	2,312	3,794	2,822
AUTO THEFT	706	481	995	926	508	666
TOTAL CRIMES AGAINST PROPERTY	4,037	5,269	4,157	4,702	4,918	4,468



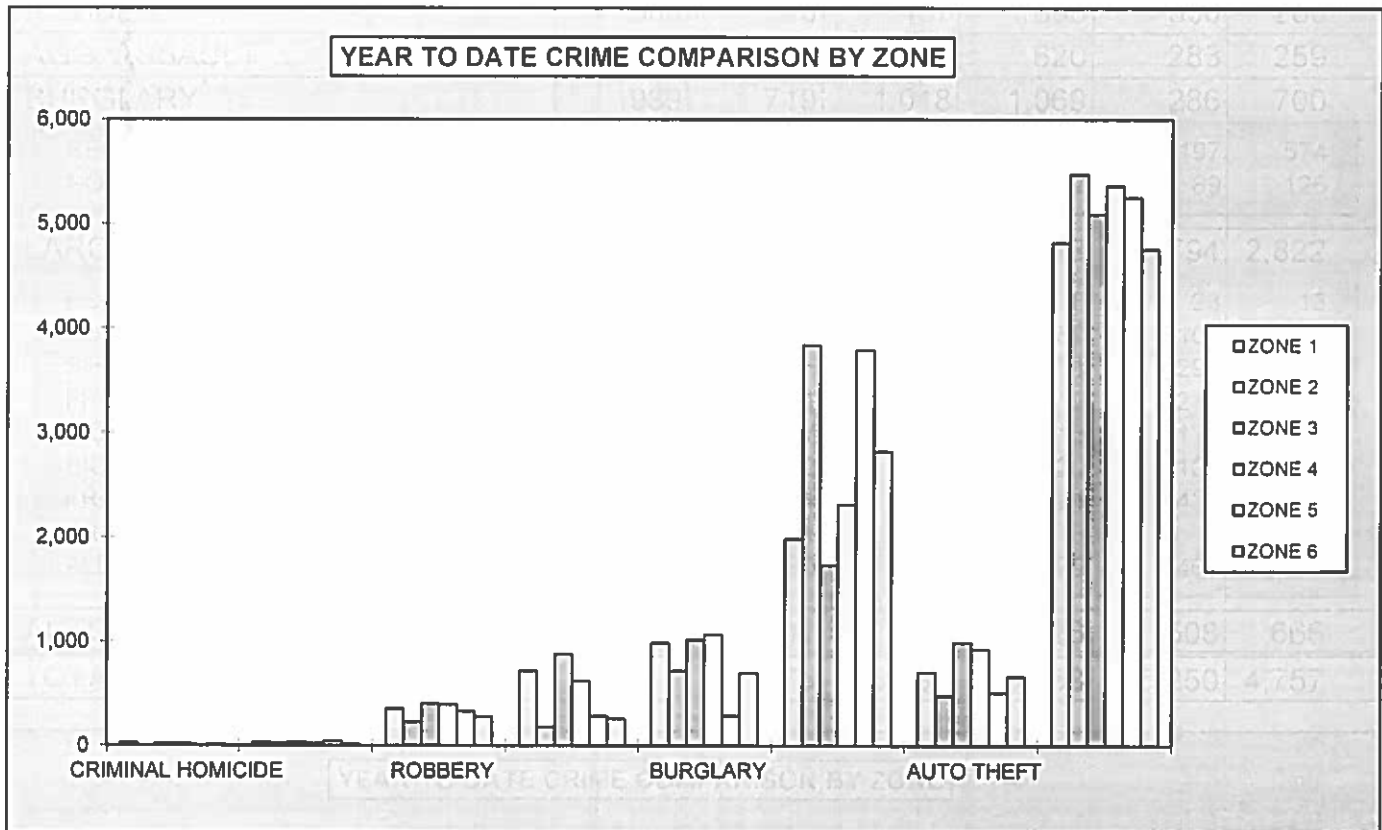
**2015
AREA BREAKDOWN**

DECEMBER CRIME COMPARISON BY ZONE						
CRIME	ZONE 1	ZONE 2	ZONE 3	ZONE 4	ZONE 5	ZONE 6
CRIMINAL HOMICIDE	1	0	2	2	1	1
RAPE	-1	-1	2	2	0	3
ROBBERY	30	15	28	31	36	24
AGG. ASSAULT	49	15	52	45	19	25
BURGLARY	117	75	105	107	37	68
RESIDENCE	107	54	90	88	32	57
NON-RESIDENCE	10	21	15	19	5	11
LARCENY	187	297	116	156	263	190
POCKETPICKING	1	2	1	1	1	1
PURSE SNATCHING	6	3	3	5	5	1
SHOPLIFTING	32	91	10	26	27	44
FROM MOTOR VEHICLES	92	116	47	76	144	96
MOTOR VEH. PARTS/ACCESSORIES	16	16	14	12	14	7
BICYCLES	1	3	0	2	7	7
FROM BUILDINGS	9	37	14	2	40	12
FROM COIN OPERATED MACHINES	0	0	0	1	0	0
ALL OTHER	30	29	27	31	25	22
AUTO THEFT	28	6	69	38	30	25
TOTAL	411	407	374	381	386	336



**2015
YEAR TO DATE AREA BREAKDOWN**

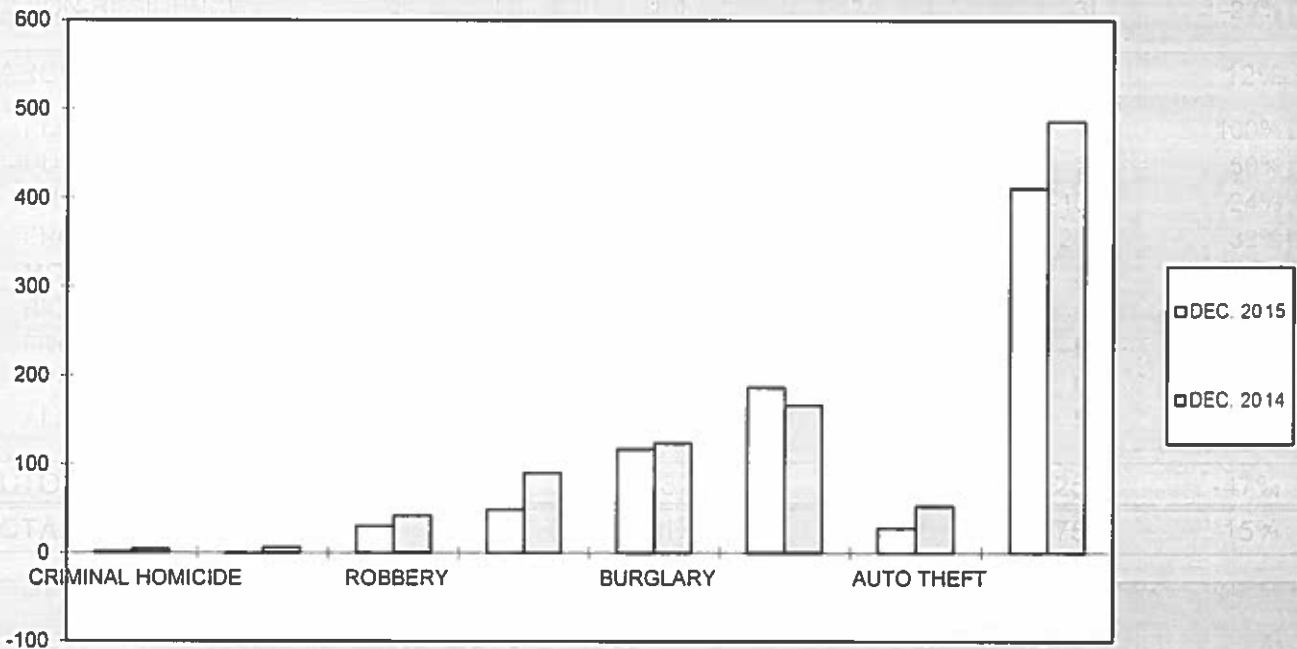
ANNUAL CRIME COMPARISON						
CRIME	ZONE 1	ZONE 2	ZONE 3	ZONE 4	ZONE 5	ZONE 6
CRIMINAL HOMICIDE	31	2	22	21	7	11
RAPE	30	26	33	20	42	19
ROBBERY	355	228	407	395	330	280
AGG. ASSAULT	721	178	883	620	283	259
BURGLARY	989	719	1,018	1,069	286	700
RESIDENCE	870	504	859	942	197	574
NON-RESIDENCE	119	215	159	127	89	126
LARCENY	1,987	3,841	1,737	2,312	3,794	2,822
POCKETPICKING	4	21	3	6	23	13
PURSE SNATCHING	50	33	36	57	104	38
SHOPLIFTING	405	1,025	166	351	298	424
FROM MOTOR VEHICLES	836	1,781	780	1,112	2,247	1,615
MOTOR VEH. PARTS/ACCESSORIES	191	177	197	213	175	128
BICYCLES	14	32	18	20	100	92
FROM BUILDINGS	169	391	159	171	438	198
FROM COIN OPERATED MACHINES	3	1	7	3	3	3
ALL OTHER	315	380	371	379	406	311
AUTO THEFT	706	481	995	926	508	666
TOTAL	4,819	5,475	5,095	5,363	5,250	4,757



**2015
MONTHLY CRIME COMPARISON**

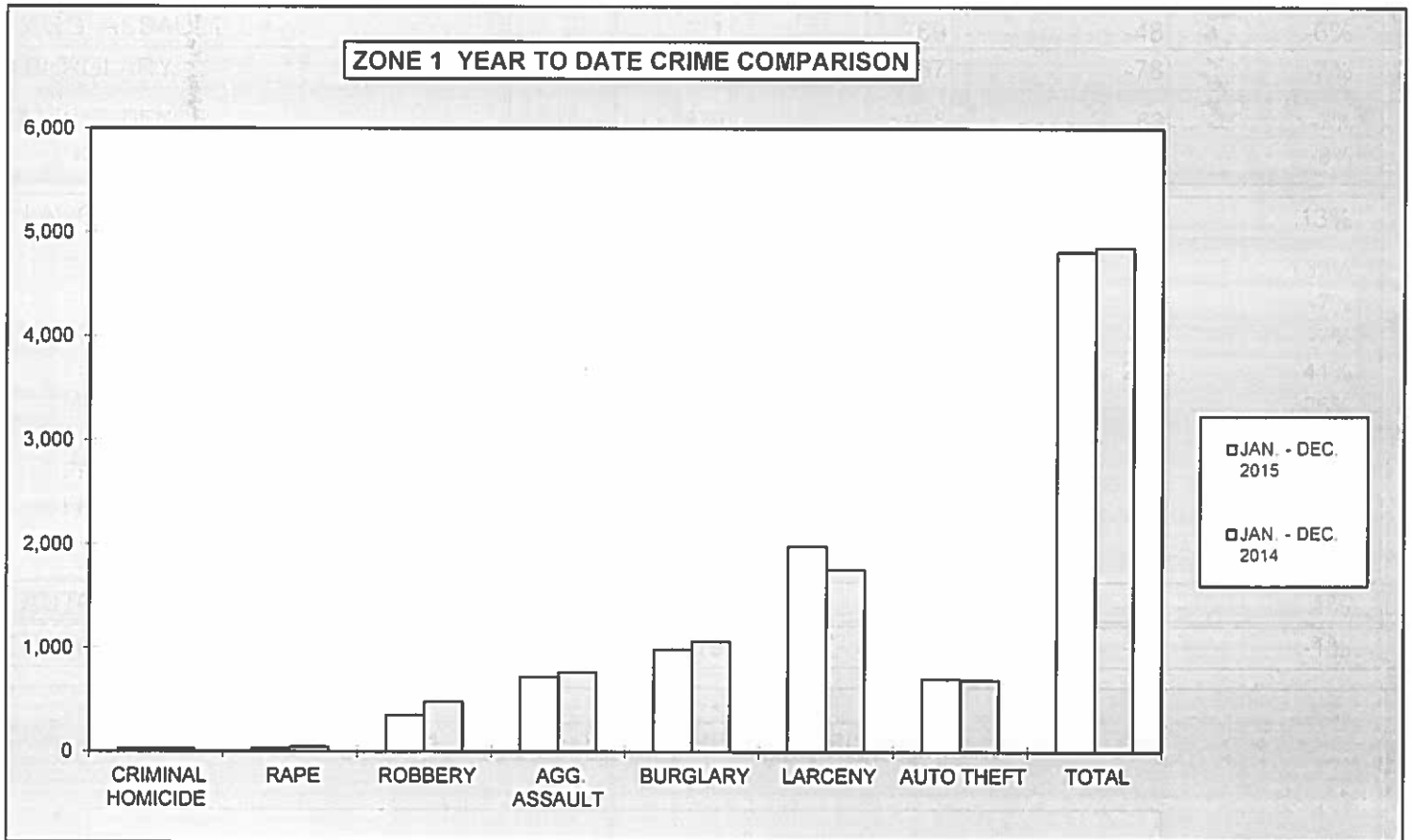
ZONE 1				
CRIME	DEC. 2015	DEC. 2014	# DIFFERENCE	% DIFFERENCE
CRIMINAL HOMICIDE	1	4	-3	-75%
RAPE	-1	6	-7	-117%
ROBBERY	30	42	-12	-29%
AGG. ASSAULT	49	90	-41	-46%
BURGLARY	117	124	-7	-6%
RESIDENCE	107	111	-4	-4%
NON-RESIDENCE	10	13	-3	-23%
LARCENY	187	167	20	12%
POCKETPICKING	1	0	1	100%
PURSE SNATCHING	6	4	2	50%
SHOPLIFTING	32	42	-10	-24%
FROM MOTOR VEHICLES	92	69	23	33%
MOTOR VEH. PARTS/ACCESSORIES	16	13	3	23%
BICYCLES	1	0	1	100%
FROM BUILDINGS	9	14	-5	-36%
FROM COIN OPERATED MACHINES	0	0	0	0%
ALL OTHER	30	25	5	20%
AUTO THEFT	28	53	-25	-47%
TOTAL	411	486	-75	-15%

ZONE 1 DECEMBER 2015 VS. DECEMBER 2014 CRIME COMPARISON



**2015
YEAR TO DATE CRIME COMPARISON**

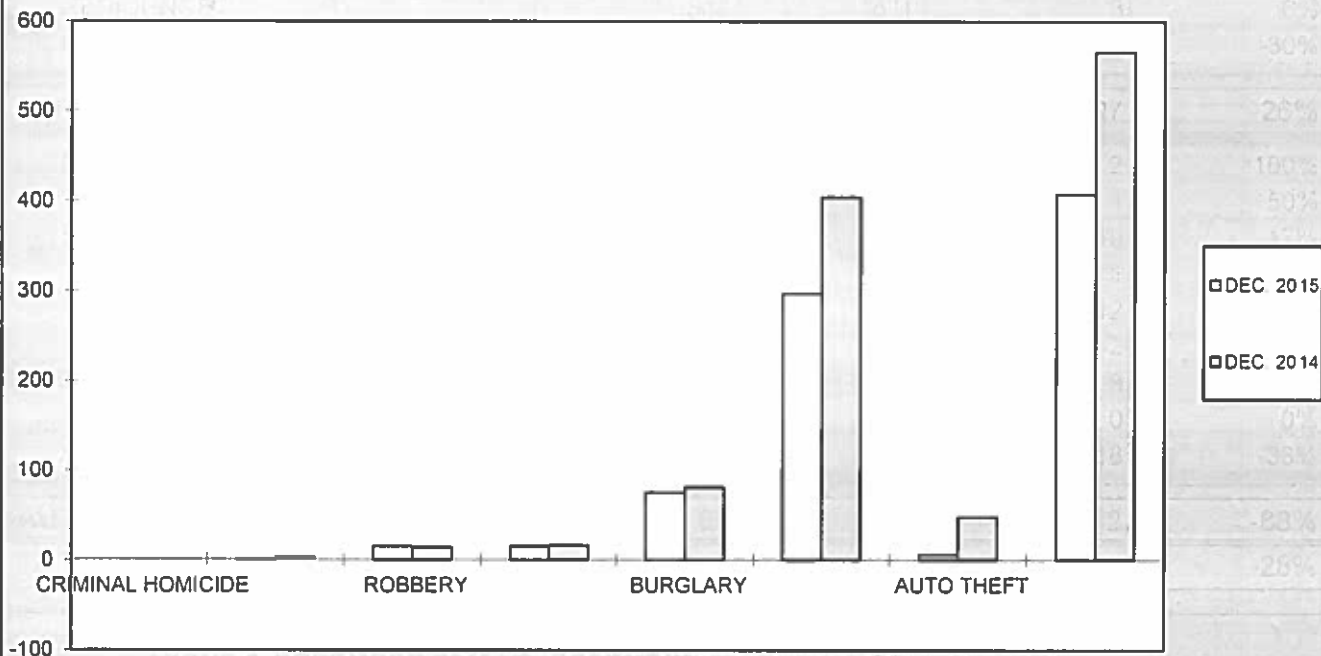
ZONE 1				
CRIME	JAN. - DEC. 2015	JAN. - DEC. 2014	# DIFFERENCE	% DIFFERENCE
CRIMINAL HOMICIDE	31	32	-1	-3%
RAPE	30	48	-18	-38%
ROBBERY	355	485	-130	-27%
AGG. ASSAULT	721	769	-48	-6%
BURGLARY	989	1,067	-78	-7%
RESIDENCE	870	938	-68	-7%
NON-RESIDENCE	119	129	-10	-8%
LARCENY	1,987	1,761	226	13%
POCKETPICKING	4	3	1	33%
PURSE SNATCHING	50	54	-4	-7%
SHOPLIFTING	405	435	-30	-7%
FROM MOTOR VEHICLES	836	591	245	41%
MOTOR VEH. PARTS/ACCESSORIES	191	151	40	26%
BICYCLES	14	12	2	17%
FROM BUILDINGS	169	218	-49	-22%
FROM COIN OPERATED MACHINES	3	3	0	0%
ALL OTHER	315	294	21	7%
AUTO THEFT	706	696	10	1%
TOTAL	4,819	4,858	-39	-1%



**2015
MONTHLY CRIME COMPARISON**

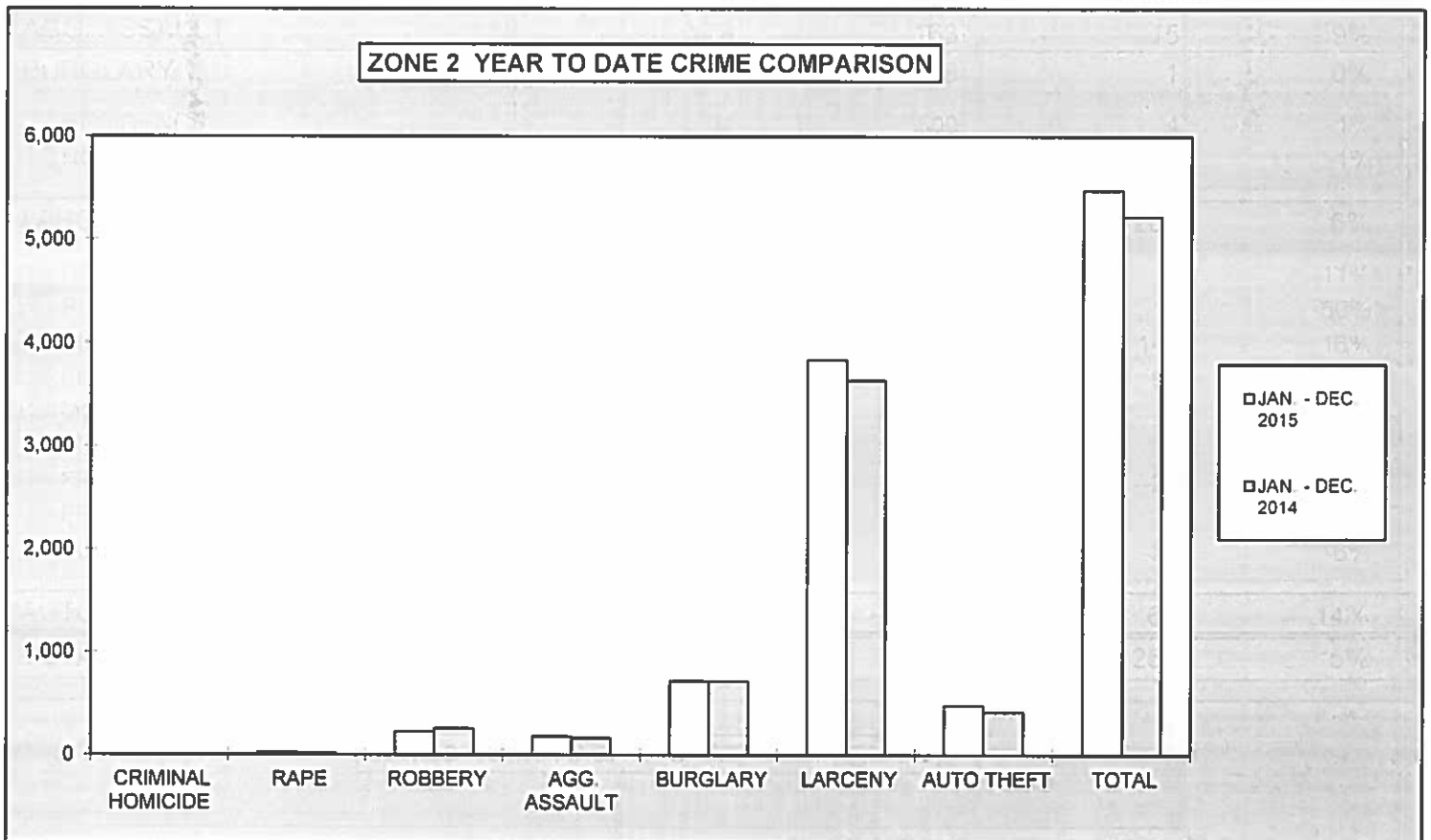
ZONE 2				
CRIME	DEC. 2015	DEC. 2014	# DIFFERENCE	% DIFFERENCE
CRIMINAL HOMICIDE	0	0	0	0%
RAPE	-1	3	-4	-133%
ROBBERY	15	14	1	7%
AGG. ASSAULT	15	16	-1	-6%
BURGLARY	75	81	-6	-7%
RESIDENCE	54	51	3	6%
NON-RESIDENCE	21	30	-9	-30%
LARCENY	297	404	-107	-26%
POCKETPICKING	2	0	2	100%
PURSE SNATCHING	3	2	1	50%
SHOPLIFTING	91	110	-19	-17%
FROM MOTOR VEHICLES	116	187	-71	-38%
MOTOR VEH. PARTS/ACCESSORIES	16	28	-12	-43%
BICYCLES	3	1	2	200%
FROM BUILDINGS	37	29	8	28%
FROM COIN OPERATED MACHINES	0	0	0	0%
ALL OTHER	29	47	-18	-38%
AUTO THEFT	6	48	-42	-88%
TOTAL	407	566	-159	-28%

ZONE 2 DECEMBER 2015 VS. DECEMBER 2014 CRIME COMPARISON



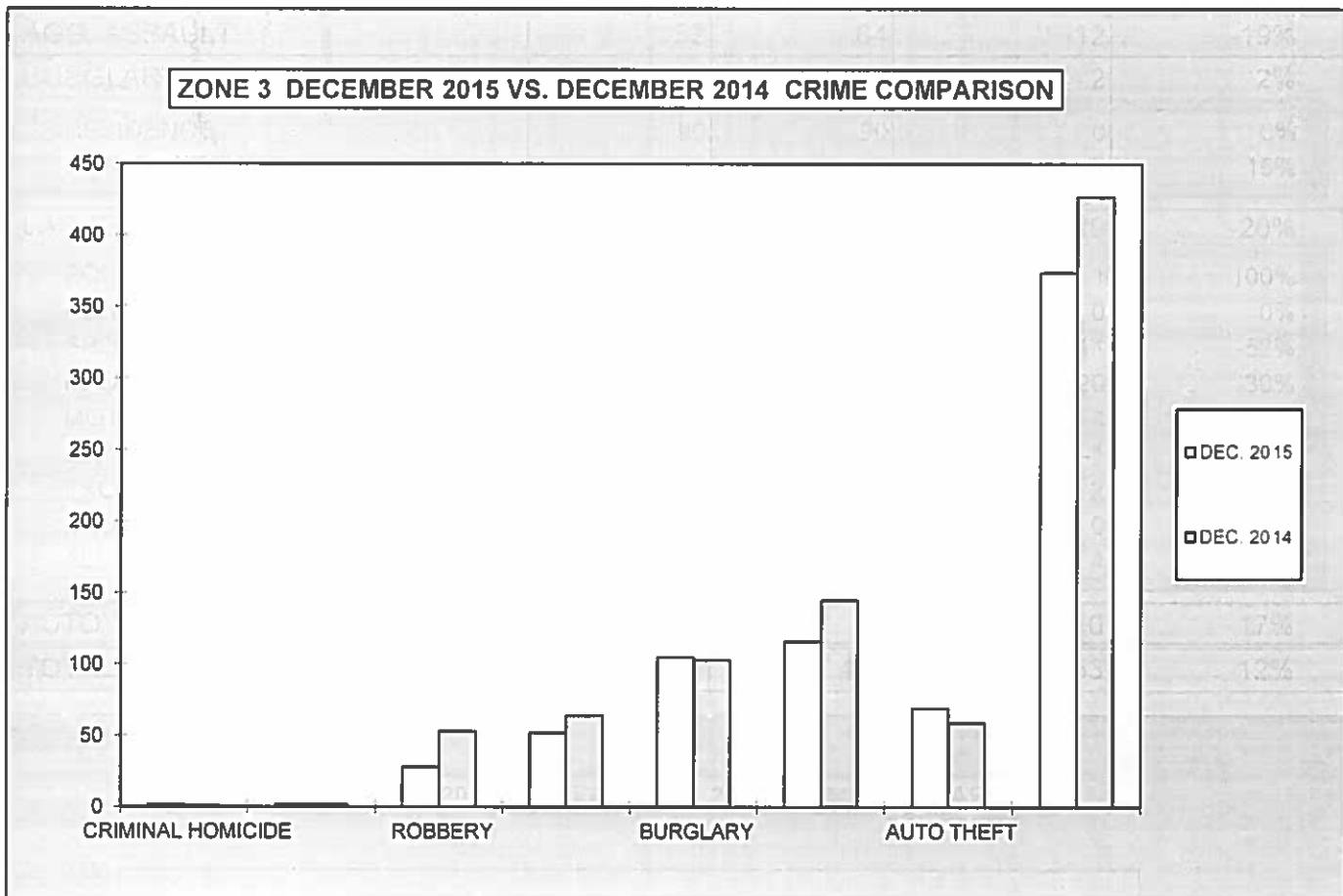
**2015
YEAR TO DATE CRIME COMPARISON**

ZONE 2				
CRIME	JAN. - DEC. 2015	JAN. - DEC. 2014	# DIFFERENCE	% DIFFERENCE
CRIMINAL HOMICIDE	2	4	-2	-50%
RAPE	26	21	5	24%
ROBBERY	228	258	-30	-12%
AGG. ASSAULT	178	163	15	9%
BURGLARY	719	718	1	0%
RESIDENCE	504	500	4	1%
NON-RESIDENCE	215	218	-3	-1%
LARCENY	3,841	3,639	202	6%
POCKETPICKING	21	19	2	11%
PURSE SNATCHING	33	22	11	50%
SHOPLIFTING	1,025	880	145	16%
FROM MOTOR VEHICLES	1,781	1,682	99	6%
MOTOR VEH. PARTS/ACCESSORIES	177	186	-9	-5%
BICYCLES	32	23	9	39%
FROM BUILDINGS	391	420	-29	-7%
FROM COIN OPERATED MACHINES	1	4	-3	-75%
ALL OTHER	380	403	-23	-6%
AUTO THEFT	481	421	60	14%
TOTAL	5,475	5,224	251	5%



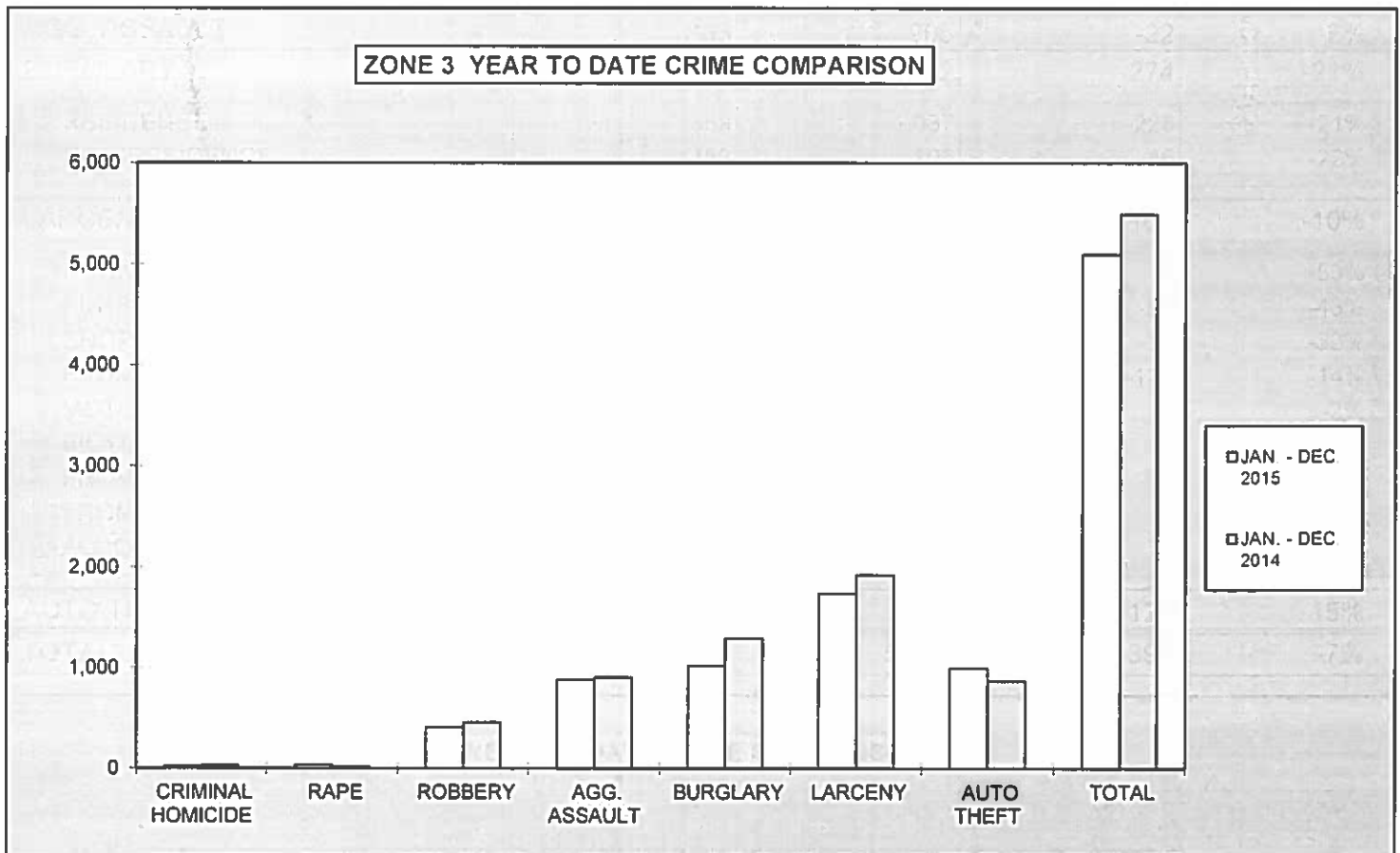
**2015
MONTHLY CRIME COMPARISON**

ZONE 3				
CRIME	DEC. 2015	DEC. 2014	# DIFFERENCE	% DIFFERENCE
CRIMINAL HOMICIDE	2	1	1	100%
RAPE	2	2	0	0%
ROBBERY	28	53	-25	-47%
AGG. ASSAULT	52	64	-12	-19%
BURGLARY	105	103	2	2%
RESIDENCE	90	90	0	0%
NON-RESIDENCE	15	13	2	15%
LARCENY	116	145	-29	-20%
POCKETPICKING	1	0	1	100%
PURSE SNATCHING	3	3	0	0%
SHOPLIFTING	10	21	-11	-52%
FROM MOTOR VEHICLES	47	67	-20	-30%
MOTOR VEH. PARTS/ACCESSORIES	14	18	-4	-22%
BICYCLES	0	1	-1	-100%
FROM BUILDINGS	14	12	2	17%
FROM COIN OPERATED MACHINES	0	0	0	0%
ALL OTHER	27	23	4	17%
AUTO THEFT	69	59	10	17%
TOTAL	374	427	-53	-12%



**2015
YEAR TO DATE CRIME COMPARISON**

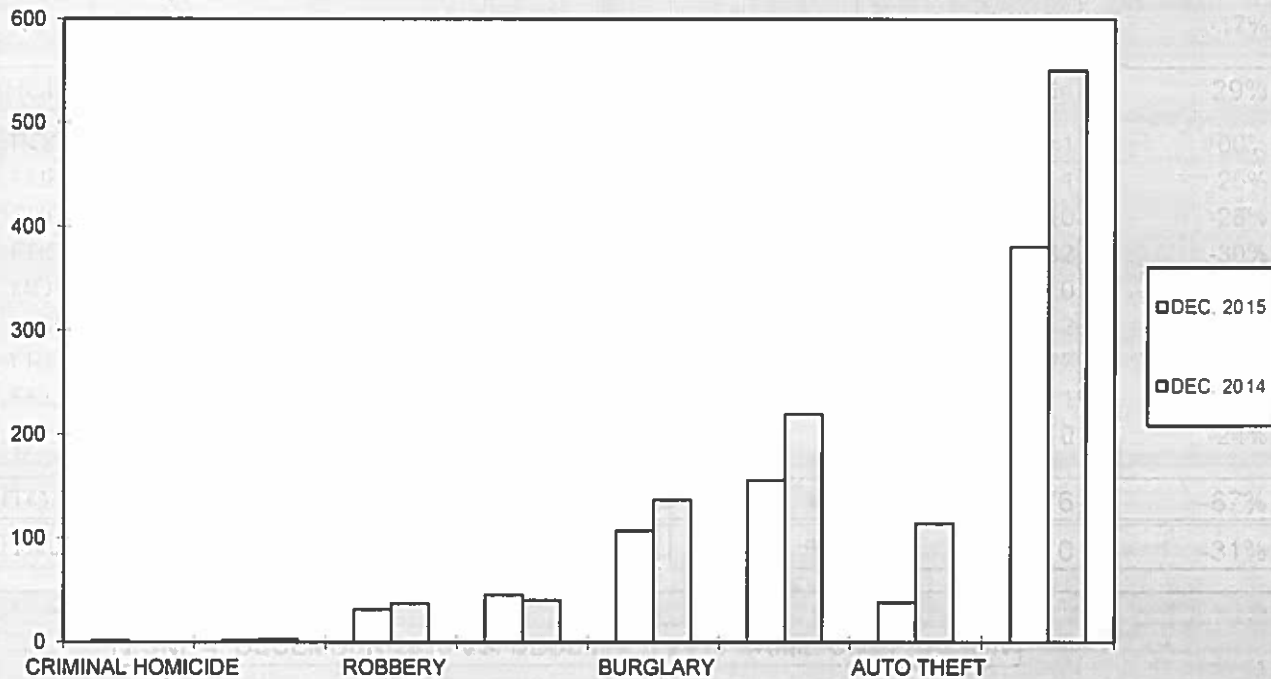
ZONE 3				
CRIME	JAN. - DEC. 2015	JAN. - DEC. 2014	# DIFFERENCE	% DIFFERENCE
CRIMINAL HOMICIDE	22	29	-7	-24%
RAPE	33	18	15	83%
ROBBERY	407	457	-50	-11%
AGG. ASSAULT	883	905	-22	-2%
BURGLARY	1,018	1,292	-274	-21%
RESIDENCE	859	1,087	-228	-21%
NON-RESIDENCE	159	205	-46	-22%
LARCENY	1,737	1,921	-184	-10%
POCKETPICKING	3	6	-3	-50%
PURSE SNATCHING	36	63	-27	-43%
SHOPLIFTING	166	245	-79	-32%
FROM MOTOR VEHICLES	780	911	-131	-14%
MOTOR VEH. PARTS/ACCESSORIES	197	201	-4	-2%
BICYCLES	18	22	-4	-18%
FROM BUILDINGS	159	173	-14	-8%
FROM COIN OPERATED MACHINES	7	3	4	133%
ALL OTHER	371	297	74	25%
AUTO THEFT	995	868	127	15%
TOTAL	5,095	5,490	-395	-7%



**2015
MONTHLY CRIME COMPARISON**

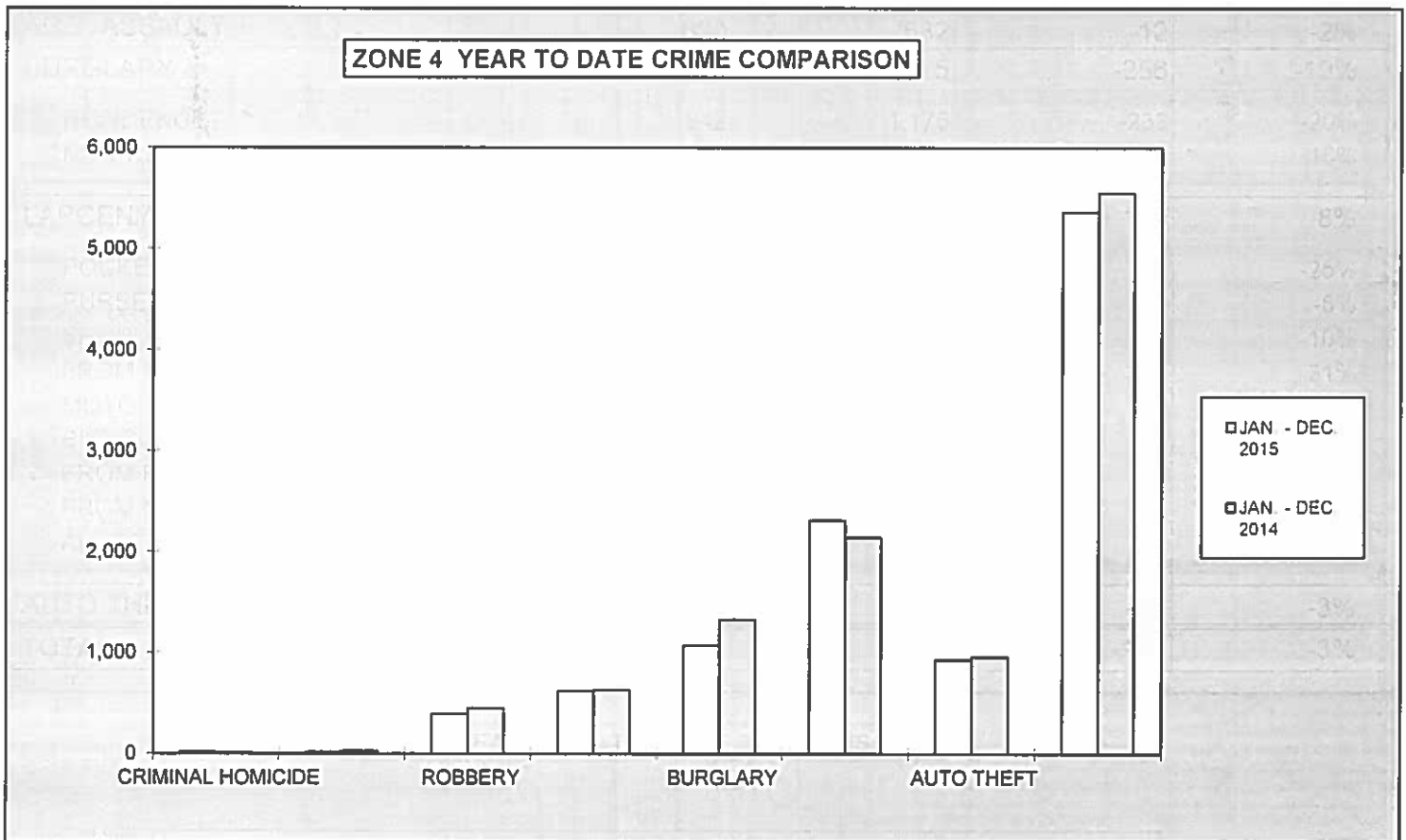
ZONE 4				
CRIME	DEC. 2015	DEC. 2014	# DIFFERENCE	% DIFFERENCE
CRIMINAL HOMICIDE	2	0	2	100%
RAPE	2	3	-1	-33%
ROBBERY	31	37	-6	-16%
AGG. ASSAULT	45	40	5	13%
BURGLARY	107	137	-30	-22%
RESIDENCE	88	114	-26	-23%
NON-RESIDENCE	19	23	-4	-17%
LARCENY	156	220	-64	-29%
POCKETPICKING	1	0	1	100%
PURSE SNATCHING	5	4	1	25%
SHOPLIFTING	26	36	-10	-28%
FROM MOTOR VEHICLES	76	108	-32	-30%
MOTOR VEH. PARTS/ACCESSORIES	12	12	0	0%
BICYCLES	2	0	2	100%
FROM BUILDINGS	2	19	-17	-89%
FROM COIN OPERATED MACHINES	1	0	1	100%
ALL OTHER	31	41	-10	-24%
AUTO THEFT	38	114	-76	-67%
TOTAL	381	551	-170	-31%

ZONE 4 DECEMBER 2015 VS. DECEMBER 2014 CRIME COMPARISON



**2015
YEAR TO DATE CRIME COMPARISON**

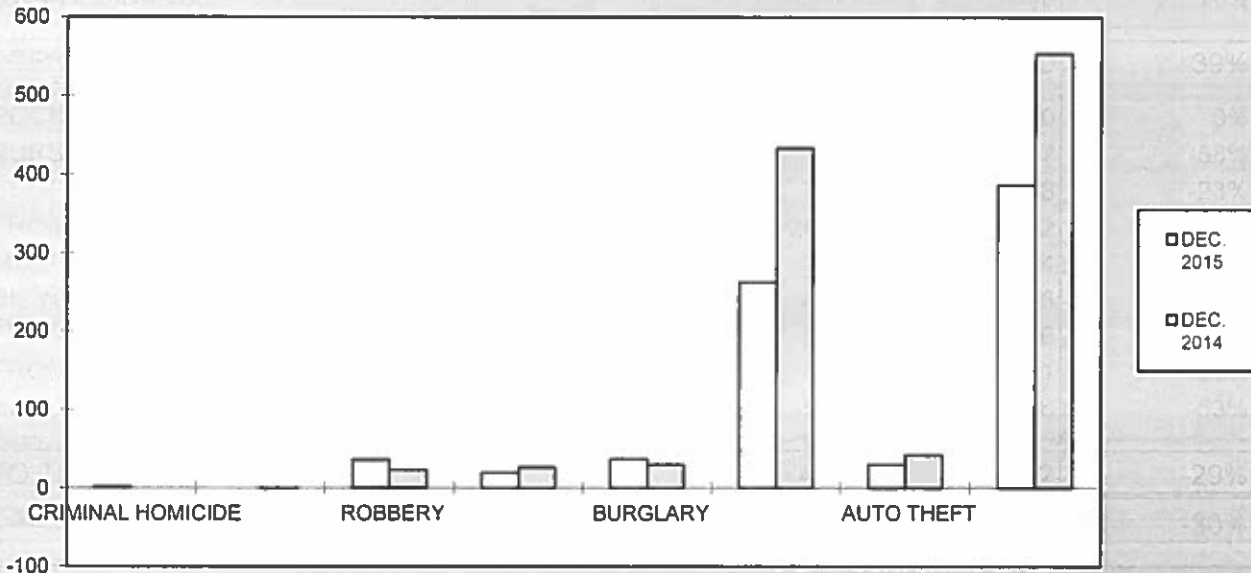
ZONE 4				
CRIME	JAN. - DEC. 2015	JAN. - DEC. 2014	# DIFFERENCE	% DIFFERENCE
CRIMINAL HOMICIDE	21	15	6	40%
RAPE	20	29	-9	-31%
ROBBERY	395	451	-56	-12%
AGG. ASSAULT	620	632	-12	-2%
BURGLARY	1,069	1,325	-256	-19%
RESIDENCE	942	1,175	-233	-20%
NON-RESIDENCE	127	150	-23	-15%
LARCENY	2,312	2,143	169	8%
POCKETPICKING	6	8	-2	-25%
PURSE SNATCHING	57	62	-5	-8%
SHOPLIFTING	351	392	-41	-10%
FROM MOTOR VEHICLES	1,112	846	266	31%
MOTOR VEH. PARTS/ACCESSORIES	213	177	36	20%
BICYCLES	20	13	7	54%
FROM BUILDINGS	171	252	-81	-32%
FROM COIN OPERATED MACHINES	3	3	0	0%
ALL OTHER	379	390	-11	-3%
AUTO THEFT	926	956	-30	-3%
TOTAL	5,363	5,551	-188	-3%



**2015
MONTHLY CRIME COMPARISON**

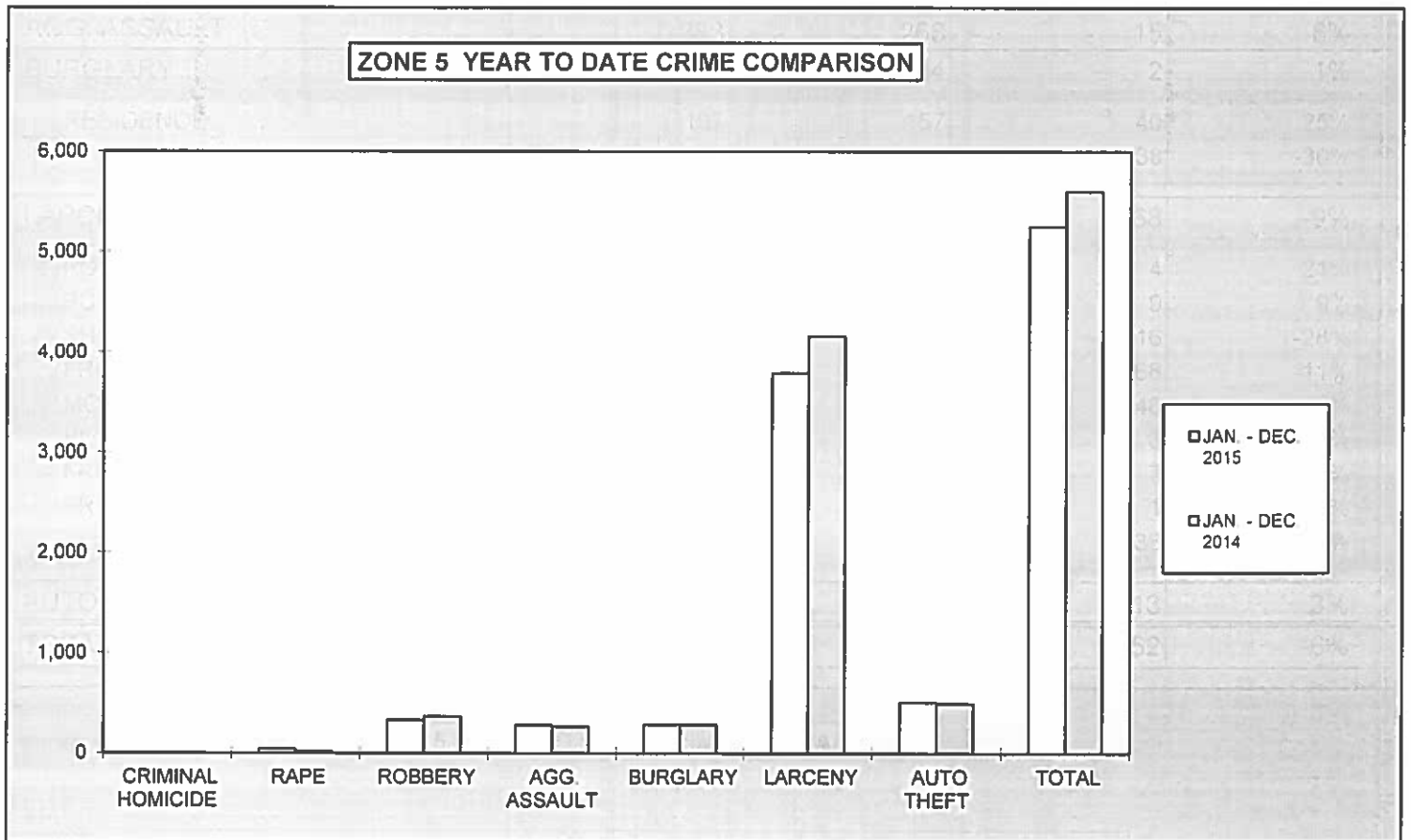
ZONE 5				
CRIME	DEC. 2015	DEC. 2014	# DIFFERENCE	% DIFFERENCE
CRIMINAL HOMICIDE	1	0	1	100%
RAPE	0	-1	1	100%
ROBBERY	36	23	13	57%
AGG. ASSAULT	19	26	-7	-27%
BURGLARY	37	30	7	23%
RESIDENCE	32	9	23	256%
NON-RESIDENCE	5	21	-16	-76%
LARCENY	263	433	-170	-39%
POCKETPICKING	1	1	0	0%
PURSE SNATCHING	5	12	-7	-58%
SHOPLIFTING	27	35	-8	-23%
FROM MOTOR VEHICLES	144	286	-142	-50%
MOTOR VEH. PARTS/ACCESSORIES	14	10	4	40%
BICYCLES	7	1	6	600%
FROM BUILDINGS	40	34	6	18%
FROM COIN OPERATED MACHINES	0	1	-1	-100%
ALL OTHER	25	53	-28	-53%
AUTO THEFT	30	42	-12	-29%
TOTAL	386	553	-167	-30%

ZONE 5 DECEMBER 2015 VS. DECEMBER 2014 CRIME COMPARISON



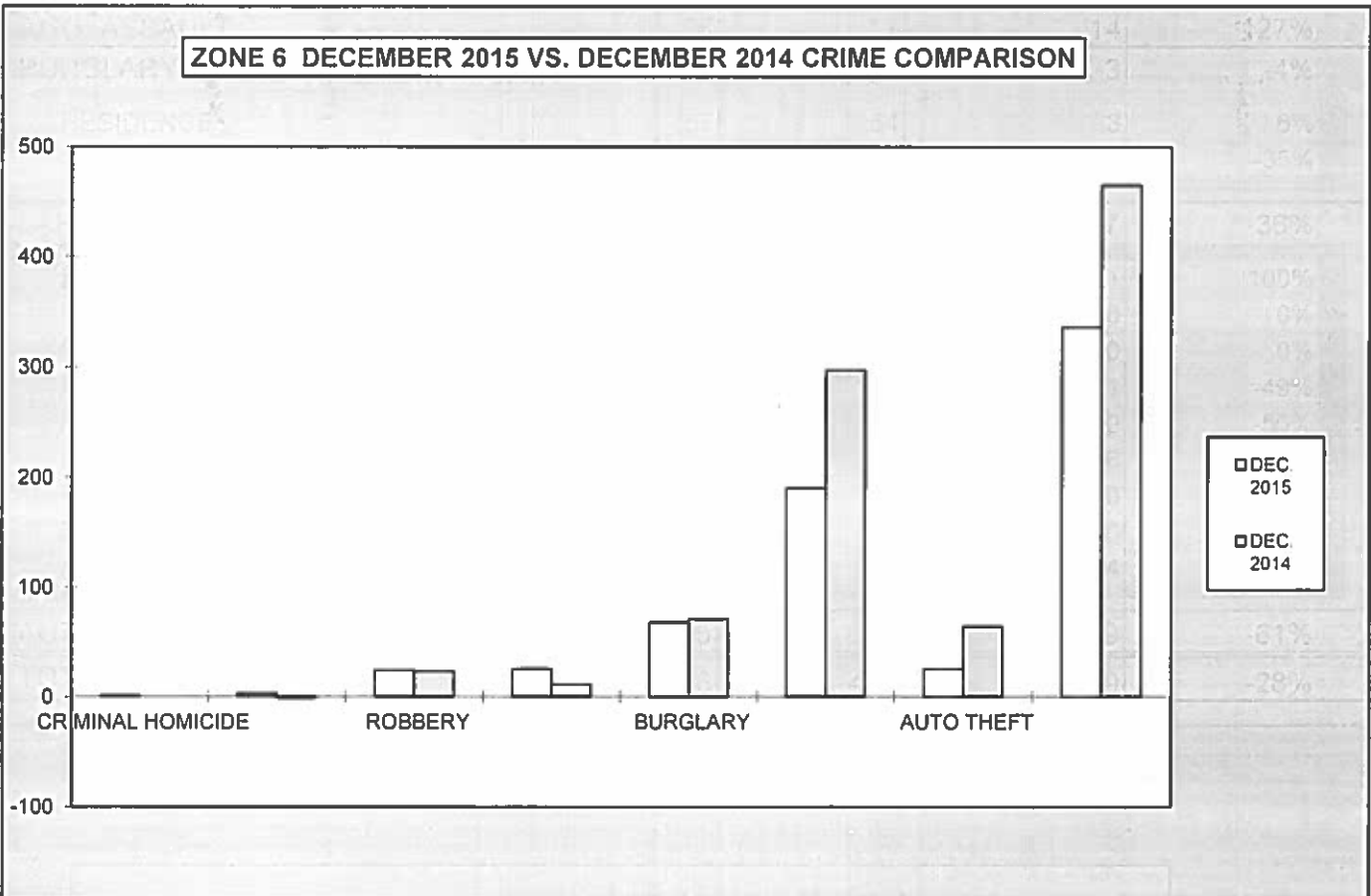
**2015
YEAR TO DATE CRIME COMPARISON**

ZONE 5				
CRIME	JAN. - DEC. 2015	JAN. - DEC. 2014	# DIFFERENCE	% DIFFERENCE
CRIMINAL HOMICIDE	7	8	-1	-13%
RAPE	42	19	23	121%
ROBBERY	330	366	-36	-10%
AGG. ASSAULT	283	268	15	6%
BURGLARY	286	284	2	1%
RESIDENCE	197	157	40	25%
NON-RESIDENCE	89	127	-38	-30%
LARCENY	3,794	4,162	-368	-9%
POCKETPICKING	23	19	4	21%
PURSE SNATCHING	104	95	9	9%
SHOPLIFTING	298	414	-116	-28%
FROM MOTOR VEHICLES	2,247	2,515	-268	-11%
MOTOR VEH. PARTS/ACCESSORIES	175	221	-46	-21%
BICYCLES	100	97	3	3%
FROM BUILDINGS	438	431	7	2%
FROM COIN OPERATED MACHINES	3	2	1	50%
ALL OTHER	406	368	38	10%
AUTO THEFT	508	495	13	3%
TOTAL	5,250	5,602	-352	-6%



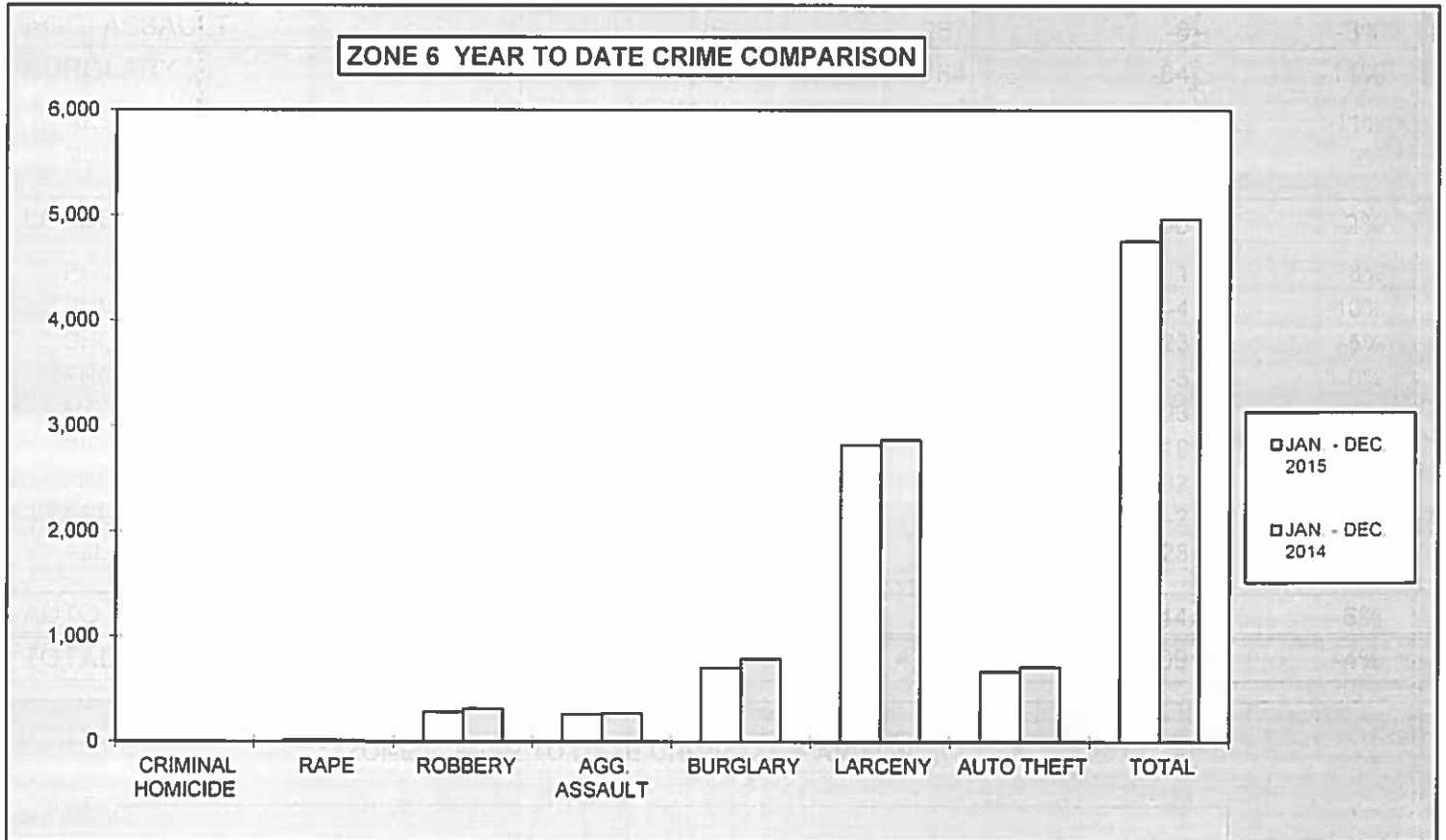
**2015
MONTHLY CRIME COMPARISON**

ZONE 6				
CRIME	DEC. 2015	DEC. 2014	# DIFFERENCE	% DIFFERENCE
CRIMINAL HOMICIDE	1	0	1	100%
RAPE	3	-1	4	400%
ROBBERY	24	23	1	4%
AGG. ASSAULT	25	11	14	127%
BURGLARY	68	71	-3	-4%
RESIDENCE	57	54	3	6%
NON-RESIDENCE	11	17	-6	-35%
LARCENY	190	297	-107	-36%
POCKETPICKING	1	0	1	100%
PURSE SNATCHING	1	1	0	0%
SHOPLIFTING	44	44	0	0%
FROM MOTOR VEHICLES	96	187	-91	-49%
MOTOR VEH. PARTS/ACCESSORIES	7	16	-9	-56%
BICYCLES	7	1	6	600%
FROM BUILDINGS	12	22	-10	-45%
FROM COIN OPERATED MACHINES	0	0	0	0%
ALL OTHER	22	26	-4	-15%
AUTO THEFT	25	64	-39	-61%
TOTAL	336	465	-129	-28%



**2015
YEAR TO DATE CRIME COMPARISON**

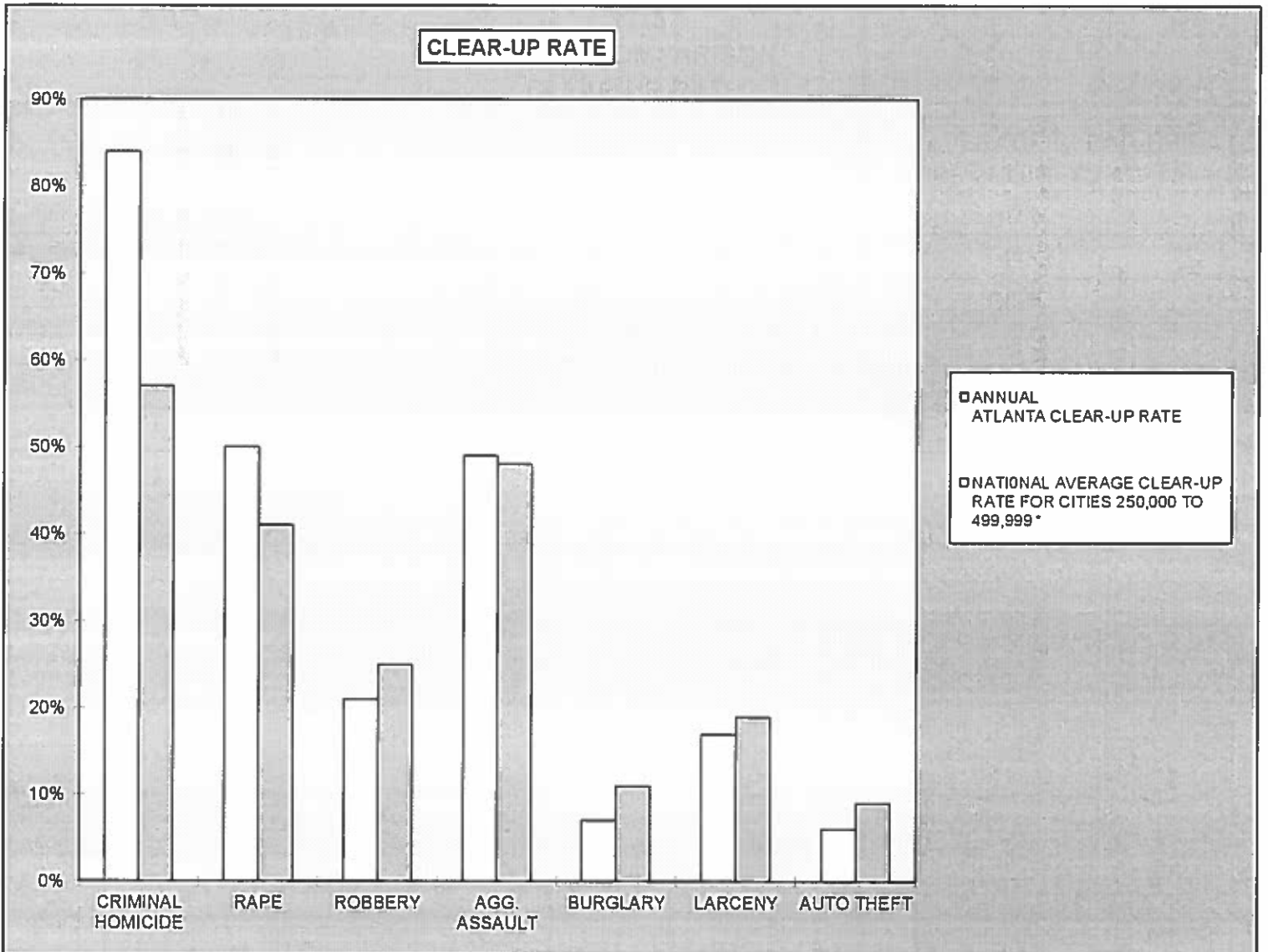
ZONE 6				
CRIME	JAN.-DEC. 2015	JAN.-DEC. 2014	# DIFFERENCE	% DIFFERENCE
CRIMINAL HOMICIDE	11	5	6	120%
RAPE	19	16	3	19%
ROBBERY	280	312	-32	-10%
AGG. ASSAULT	259	267	-8	-3%
BURGLARY	700	784	-84	-11%
RESIDENCE	574	645	-71	-11%
NON-RESIDENCE	126	139	-13	-9%
LARCENY	2,822	2,872	-50	-2%
POCKETPICKING	13	12	1	8%
PURSE SNATCHING	38	42	-4	-10%
SHOPLIFTING	424	447	-23	-5%
FROM MOTOR VEHICLES	1,615	1,620	-5	0%
MOTOR VEH. PARTS/ACCESSORIES	128	151	-23	-15%
BICYCLES	92	82	10	12%
FROM BUILDINGS	198	230	-32	-14%
FROM COIN OPERATED MACHINES	3	5	-2	-40%
ALL OTHER	311	283	28	10%
AUTO THEFT	666	710	-44	-6%
TOTAL	4,757	4,966	-209	-4%



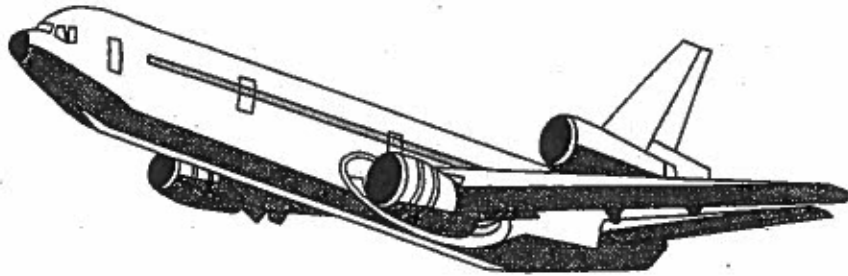
**2015
CRIME COMPARISON
CLEAR-UP RATE**

CRIME	ANNUAL ATLANTA CLEAR-UP RATE	NATIONAL AVERAGE CLEAR-UP RATE FOR CITIES 250,000 TO 499,999 *
CRIMINAL HOMICIDE	84%	57%
RAPE	50%	41%
ROBBERY	21%	25%
AGG. ASSAULT	49%	48%
BURGLARY	7%	11%
LARCENY	17%	19%
AUTO THEFT	6%	9%

* National Average for Cities 250,000 to 499,999 Based on Latest Annual (2014) FBI Uniform Crime Report



APD



The Atlanta Airport
UNIFORM CRIME REPORTING



DECEMBER 2015

SUPPORT SERVICES DIVISION
INFORMATION SERVICES SECTION

RETURN A - MONTHLY RETURN OF OFFENSES KNOWN TO THE POLICE

1-720b (Rev. 8-30-94)
OMB No. 1110-0001

This report is authorized by law Title 28, Section 534, U.S. Code. While you are not required to respond, your cooperation in forwarding this report by the 7th day after the close of the month to Uniform Crime Reports, Federal Bureau of Investigation, Washington, D.C. 20535, will assist in compiling comprehensive, accurate national crime figures on a timely basis.

1	CLASSIFICATION OF OFFENSES	2	3	4	5	6
		OFFENSES REPORTED OR KNOWN TO POLICE (INCLUDE "UNFOUNDED" AND ATTEMPTS)	UNFOUNDED, I.E. FALSE OR BASELESS COMPLAINTS	NUMBER OF ACTUAL OFFENSES (COLUMN 2 MINUS COLUMN 3) INCLUDE ATTEMPTS	TOTAL OFFENSES CLEARED BY ARREST OR EXCEPTIONAL MEANS (INCLUDES COL 6)	NUMBER OF CLEARANCES INVOLVING ONLY PERSONS UNDER 18 YEARS OF AGE
1.	CRIMINAL HOMICIDE					
a.	MURDER AND NONNEGLIGENT HOMICIDE	0	0	0	0	0
b.	MANSLAUGHTER BY NEGLIGENCE					
2.	FORCIBLE RAPE TOTAL	0	0	0	0	0
a.	Rape by Force	0	0	0	0	0
b.	Attempts to commit Forcible Rape	0	0	0	0	0
3.	ROBBERY TOTAL	1	0	1	0	0
a.	Firearm	1	0	1	0	0
b.	Knife or Cutting Instrument	0	0	0	0	0
c.	Other Dangerous Weapon	0	0	0	0	0
d.	Strong-Arm (Hands, Fists, Feet, etc.)	0	0	0	0	0
4.	ASSAULT TOTAL	4	0	4	0	0
a.	Firearm	0	0	0	0	0
b.	Knife or cutting instrument	0	0	0	0	0
c.	Other Dangerous Weapon	0	0	0	0	0
d.	Strong-Arm	0	0	0	0	0
e.	Other Assaults - Simple, Not Aggravated	4	0	4	0	0
5.	BURGLARY TOTAL	0	0	0	0	0
a.	Forcible Entry	0	0	0	0	0
b.	Unlawful Entry - No Force	0	0	0	0	0
c.	Attempted Forcible Entry	0	0	0	0	0
6.	LARCENY THEFT TOTAL (except Motor Vehicle Theft)	42	0	42	5	0
7.	MOTOR VEHICLE THEFT TOTAL	4	0	4	2	0
a.	Autos	4	0	4	2	0
b.	Trucks and Buses	0	0	0	0	0
c.	Other Vehicles	0	0	0	0	0
	GRAND TOTAL	51	0	51	7	0

CHECKING ANY OF THE APPROPRIATE BLOCKS BELOW WILL ELIMINATE YOUR NEED TO SUBMIT REPORTS WHEN THE VALUES ARE ZERO. THIS WILL ALSO AID THE NATIONAL PROGRAM IN ITS QUALITY CONTROL EFFORTS.

NO SUPPLEMENTARY HOMICIDE REPORT SUBMITTED SINCE NO MURDERS, JUSTIFIABLE HOMICIDES, OR MANSLAUGHTER BY NEGLIGENCE OCCURRED IN THIS JURISDICTION DURING THE MONTH.

NO SUPPLEMENT TO RETURN A REPORT SINCE NO CRIME OFFENSES OR RECOVERY OF PROPERTY REPORTED DURING THE MONTH.

NO LAW ENFORCEMENT OFFICERS KILLED OR ASSAULTED REPORT SINCE NONE OF THE OFFICERS WERE ASSAULTED OR KILLED DURING THE MONTH.

NO AGE, SEX, AND RACE OF PERSONS ARRESTED UNDER 18 YEARS OF AGE REPORT SINCE NO ARRESTS OF PERSONS WITHIN THIS AGE GROUP.

NO AGE, SEX, AND RACE OF PERSONS ARRESTED 18 YEARS OF AGE AND OVER REPORT SINCE NO ARRESTS OF PERSONS WITHIN THIS AGE GROUP.

NO MONTHLY RETURN OF ARSON OFFENSES KNOWN TO LAW ENFORCEMENT REPORT SINCE NO ARSONS OCCURRED.

DO NOT USE THIS SPACE

	INITIALS
RECORDED	
EDITED	
ENTERED	
ADJUSTED	
CORRECTED	

* TOTALS INCLUDE PREVIOUS OFFENSES

DECEMBER 2015

Month and Year of Report

GA 060240X

Agency Identifier

JANUARY 25, 2016

Date

ATLANTA AIRPORT POLICE - GEORGIA

Agency and State

J. [Signature] **LIEUTENANT**
Prepared By Title
[Signature] **CHIEF**
Chief, Commissioner, Sheriff, or Superintendent

PROPERTY STOLEN BY CLASSIFICATION

CLASSIFICATION	DATA ENTRY	Number of Actual Offenses (Column 4 Return A)	Monetary Value of Property Stolen
1. MURDER AND NONNEGLIGENT MANSLAUGHTER	12	0	0.00
2. FORCIBLE RAPE	20	0	0.00
3. ROBBERY			
(a) HIGHWAY (streets, alleys, etc.)	31	1	7,140.00
(b) COMMERCIAL HOUSE (except c, d, and f)	32	0	0.00
(c) GAS OR SERVICE STATION	33	0	0.00
(d) CONVENIENCE STORE	34	0	0.00
(e) RESIDENCE (anywhere on premises)	35	0	0.00
(f) BANK	36	0	0.00
(g) MISCELLANEOUS	37	0	0.00
TOTAL ROBBERY	30	1	\$ 7,140.00
5. BURGLARY - BREAKING OR ENTERING			
(a) RESIDENCE (dwelling)			
(1) NIGHT (6 p.m. - 6 a.m.)	51	0	0.00
(2) DAY (6 a.m. - 6 p.m.)	52	0	0.00
(3) UNKNOWN	53	0	0.00
(b) NON-RESIDENCE (store, office, etc.)			
(1) NIGHT (6 p.m. - 6 a.m.)	54	0	0.00
(2) DAY (6 a.m. - 6 p.m.)	55	0	0.00
(3) UNKNOWN	56	0	0.00
TOTAL BURGLARY	50	0	\$ 0.00
6. LARCENY - THEFT (Except Motor Vehicle Theft)			
(a) \$200 AND OVER	61	24	62,742.00
(b) \$50 TO \$200	62	4	354.00
(c) UNDER \$50	63	14	46.00
TOTAL LARCENY (Same as Item 6X)	60	42	\$ 63,142.00
7. MOTOR VEHICLE THEFT (Include Alleged Joy Ride)	70	4	76,000.00
GRAND TOTAL - ALL ITEMS	77	46	\$ 146,282.00
<u>ADDITIONAL ANALYSIS OF LARCENY AND MOTOR VEHICLE THEFT</u>			
6X. NATURE OF LARCENIES UNDER ITEM 6			
(a) POCKET-PICKING	81	0	0.00
(b) PURSE-SNATCHING	82	0	0.00
(c) SHOPLIFTING	83	0	0.00
(d) FROM MOTOR VEHICLES (except e)	84	4	2,322.00
(e) MOTOR VEHICLE PARTS AND ACCESSORIES	85	2	115.00
(f) BICYCLES	86	0	0.00
(g) FROM BUILDING (except c and h)	87	19	39,523.00
(h) FROM ANY COIN-OPERATED MACHINES (parking meters, etc.)	88	0	0.00
(i) ALL OTHER	89	17	21,182.00
TOTAL LARCENIES (Same as Item 6)	80	42	\$ 63,142.00
7X. MOTOR VEHICLES RECOVERED			
(a) STOLEN LOCALLY AND RECOVERED LOCALLY	91	2	
(b) STOLEN LOCALLY AND RECOVERED BY OTHER JURISDICTIONS	92	0	
(c) TOTAL LOCALLY STOLEN MOTOR VEHICLES RECOVERED (a & b)	93	2	
(d) STOLEN IN OTHER JURISDICTIONS AND RECOVERED LOCALLY	90	0	

SUPPLEMENT TO RETURN A
MONTHLY RETURN OF OFFENSES KNOWN TO THE POLICE

1-706 (Rev. 8-30-94)
Form Approved
OMB No 1110-0007

This report is authorized by law, Title 28, Section 534, U. S. Code. While you are not required to respond, your cooperation in submitting this report with the Return A will assist the FBI in compiling comprehensive, accurate figures on a timely basis.



This form deals with the nature of crime and the monetary value of property stolen and recovered. The total offenses recorded on the form should be the same as the number of actual offenses listed in Column 4 of the Return A for each crime class. Include attempted crimes on this form, but do not include unfounded offenses. If you cannot complete the report in all areas, please record as much information as is available. Tally sheets will be sent upon request.

PROPERTY BY TYPE AND VALUE

Type of Property (1)	Data Entry	Monetary Value of Property Stolen in Your Jurisdiction	
		Stolen (2)	Recovered (3)
(A) Currency, Notes, Etc	01	\$ 8,490.00	0.00
(B) Jewelry and Precious Metals	02	4,310.00	0.00
(C) Clothing and Furs	03	20,535.00	0.00
(D) Locally Stolen Motor Vehicles	04	76,000.00	46,000.00
(E) Office Equipment	05	300.00	0.00
(F) Televisions, Radios, Stereos, Etc	06	26,700.00	0.00
(G) Firearms	07	1,222.00	0.00
(H) Household Goods	08	0.00	0.00
(I) Consumable Goods	09	0.00	0.00
(J) Livestock	10	0.00	0.00
(K) Miscellaneous	11	8,725.00	0.00
TOTAL	00	\$ 146,282.00	\$ 46,000.00

The total of this column should agree with the Grand Total (DATA ENTRY 77) shown on page 2.

Include in this column all property recovered even though stolen in prior months. The above is an accounting for only that property stolen in your jurisdiction. This will include property recovered for you by other jurisdictions, but not property you recover for them.

JANUARY 26, 2016
DATE

PREPARED BY

LIEUTENANT
TITLE
CHIEF
CHIEF, COMMISSIONER, SHERIFF OR SUPERINTENDENT

DECEMBER 2015
Month and Year of Report

GA 060240X
Agency Identifier

ATLANTA AIRPORT POLICE - GEORGIA
Agency and State

ATLANTA AIRPORT POLICE
AGE, SEX, AND RACE OF PERSONS ARRESTED
17 YEARS OF AGE AND OVER

MONTH DECEMBER

YEAR 2015

CLASSIFICATION OF OFFENSES	SEX	AGE OF PERSON ARRESTED												TOTAL	RACE					ETHNIC							
		17	18	19	20	21	22	23	24	30	35	40	45		50	55	60	65 UP	White	Black	Native Amer.	Asian/Pacific	Whl Hispanic	Blck Hispanic			
Murder/Nonnegligent Manslaughter	M																										
	F																										
Manslaughter by Negligence	M																										
	F																										
Forcible Rape	M																										
	F																										
Robbery	M																										
	F																										
Aggravated Assault	M																										
	F																										
Burglary - Breaking or Entering	M																										
	F																										
Larceny - Theft (except Motor Vehicle Theft)	M																										
	F																										
Motor Vehicle Theft	M																										
	F																										
Other Assaults	M																										
	F																										
Arson	M																										
	F																										
Forgery and Counterfeiting	M																										
	F																										
Fraud	M																										
	F																										
Embezzlement	M																										
	F																										
Stolen Property, Buying, Receiving, Possessing	M																										
	F																										
Vandalism	M																										
	F																										
Weapons	M																										
	F																										

ATLANTA AIRPORT POLICE
AGE, SEX, AND RACE OF PERSONS ARRESTED
16 YEARS OF AGE AND UNDER

MONTH DECEMBER

YEAR 2015

CLASSIFICATION OF OFFENSES	SEX	AGE					TOTAL	RACE					ETHNIC		
		09	1012	1314	15	16		White	Black	Native Amer.	Asian/Pacific	Whi. Hispanic	Blk Hispanic		
Murder/Nonnegligent Manslaughter	M						0								
	F						0								
Manslaughter by Negligence	M						0								
	F						0								
Forcible Rape	M						0								
	F						0								
Robbery	M						0								
	F						0								
Aggravated Assault	M						0								
	F						0								
Burglary - Breaking or Entering	M						0								
	F						0								
Larceny - Theft (except Motor Vehicle Theft)	M						0								
	F						0								
Motor Vehicle Theft	M						0								
	F						0								
Other Assaults	M						0								
	F						0								
Arson	M						0								
	F						0								
Forgery and Counterfeiting	M						0								
	F						0								
Fraud	M						0								
	F						0								
Embezzlement	M						0								
	F						0								
Stolen Property, Buying, Receiving, Possessing	M						0								
	F						0								
Vandalism	M						0								
	F						0								
Weapons	M						0								
	F						0								
Prostitution and Commercialized Vice	M						0								
	F						0								

ATLANTA AIRPORT POLICE
AGE, SEX, AND RACE OF PERSONS ARRESTED
16 YEARS OF AGE AND UNDER

MONTH DECEMBER

YEAR 2015

CLASSIFICATION OF OFFENSES	SEX	AGE					RACE					ETHNIC			
		10-12		13-14		15	16	TOTAL	White	Black	Native Amer.	Asian/Pacific	Whi. Hispanic	Blk Hispanic	
		09	10	12	13	14	15	16	TOTAL	White	Black	Native Amer.	Asian/Pacific	Whi. Hispanic	Blk Hispanic
17 Sex Offenses (except Rape and Prostitution)	M														
	F														
18 Drug Abuse Violations	M	0	0	0	0	0	0	0	0	0	0	0	0	0	0
	F	0	0	0	0	0	0	0	0	0	0	0	0	0	0
180 Grand Total		0	0	0	0	0	0	0	0	0	0	0	0	0	0
(1) Sale/Manufacturing Subtotal		0	0	0	0	0	0	0	0	0	0	0	0	0	0
a Opium or Cocaine and their Derivatives	M														
	F														
b Marijuana	M														
	F														
c Synthetic Narcotics	M														
	F														
d Other Dangerous Non-Narcotic Drugs	M														
	F														
185 (2) Possession Subtotal	M	0	0	0	0	0	0	0	0	0	0	0	0	0	0
	F	0	0	0	0	0	0	0	0	0	0	0	0	0	0
e Opium or Cocaine and their Derivatives	M														
	F														
f Marijuana	M														
	F														
g Synthetic Narcotics	M														
	F														
h Other Dangerous Non-Narcotic Drugs	M														
	F														
19 Gambling Total	M	0	0	0	0	0	0	0	0	0	0	0	0	0	0
	F	0	0	0	0	0	0	0	0	0	0	0	0	0	0
a Bookmaking	M														
	F														
b Numbers and Lottery	M														
	F														
c All Other Gambling	M														
	F														
20 Offenses Against Family and Children	M														
	F														

ATLANTA AIRPORT POLICE
 AGE, SEX, AND RACE OF PERSONS ARRESTED
 16 YEARS OF AGE AND UNDER

MONTH DECEMBER

YEAR 2015

CLASSIFICATION OF OFFENSES	SEX	AGE						RACE				ETHNIC							
		0 9		10 12		13 14		15		16		TOTAL	White	Black	Native Amer.	Asian/Pacific	Whl. Hispanic	Blck Hispanic	
Driving Under the Influence	M																		
	F																		
Liquor Laws	M																		
	F																		
Drunkenness	M																		
	F																		
Disorderly Conduct	M																		
	F																		
Vagrancy	M																		
	F																		
All Other Offenses (except Traffic)	M																		
	F																		
Suspicion	M																		
	F																		
Curfew and Loitering	M																		
	F																		
Run-Aways	M																		
	F																		
Total		0	0	0	0	0	0	0	0	0	0	0	0	0	0	0	0	0	0

DECEMBER 2015

Month and Year of Report

GA 060240X

Agency Identifier

JANUARY 25, 2016

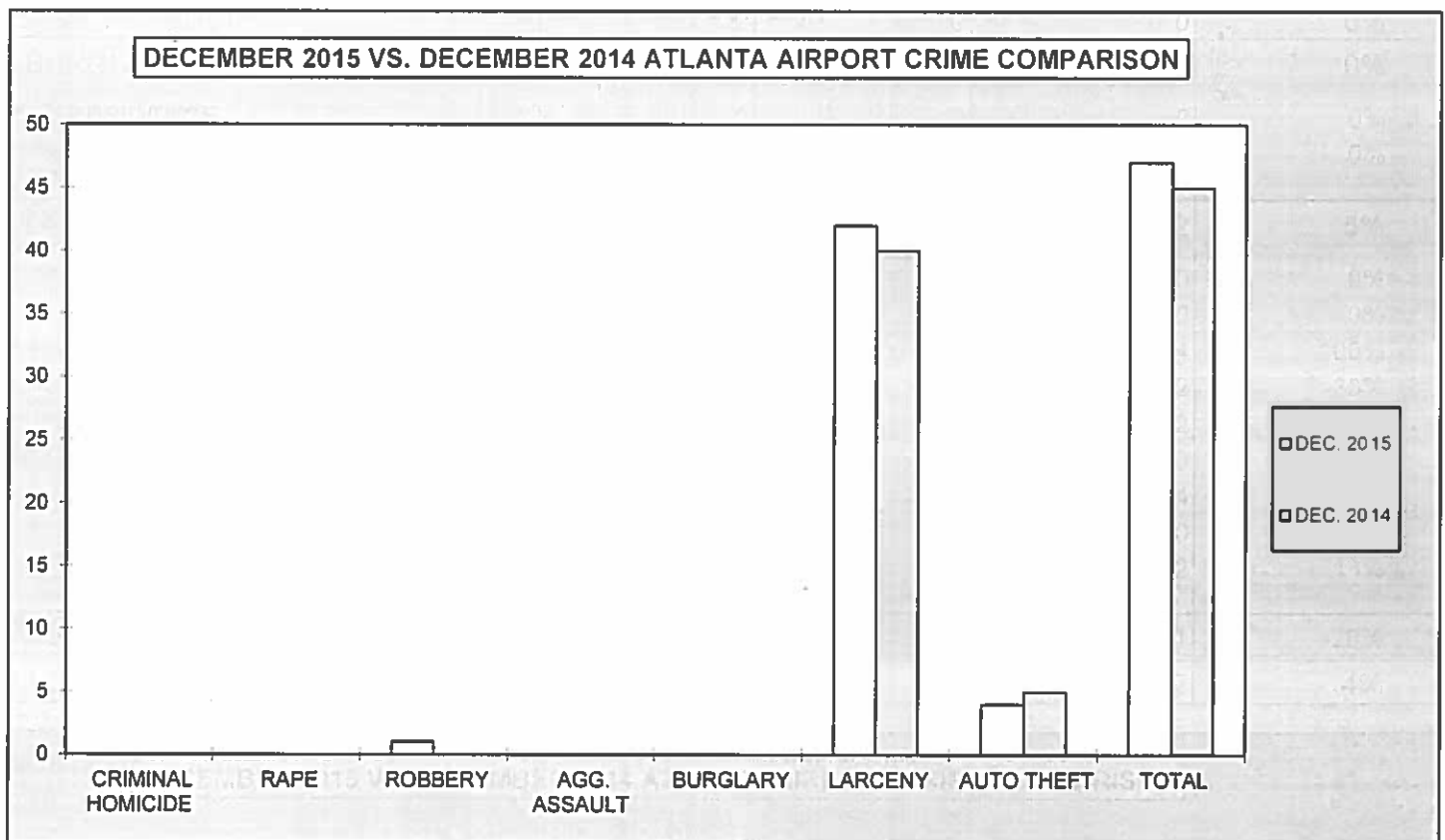
Date

Prepared By [Signature] LIEUTENANT
 Chief, Commissioner, Sheriff, or Superintendent

ATLANTA AIRPORT POLICE - GEORGIA
 Agency and State

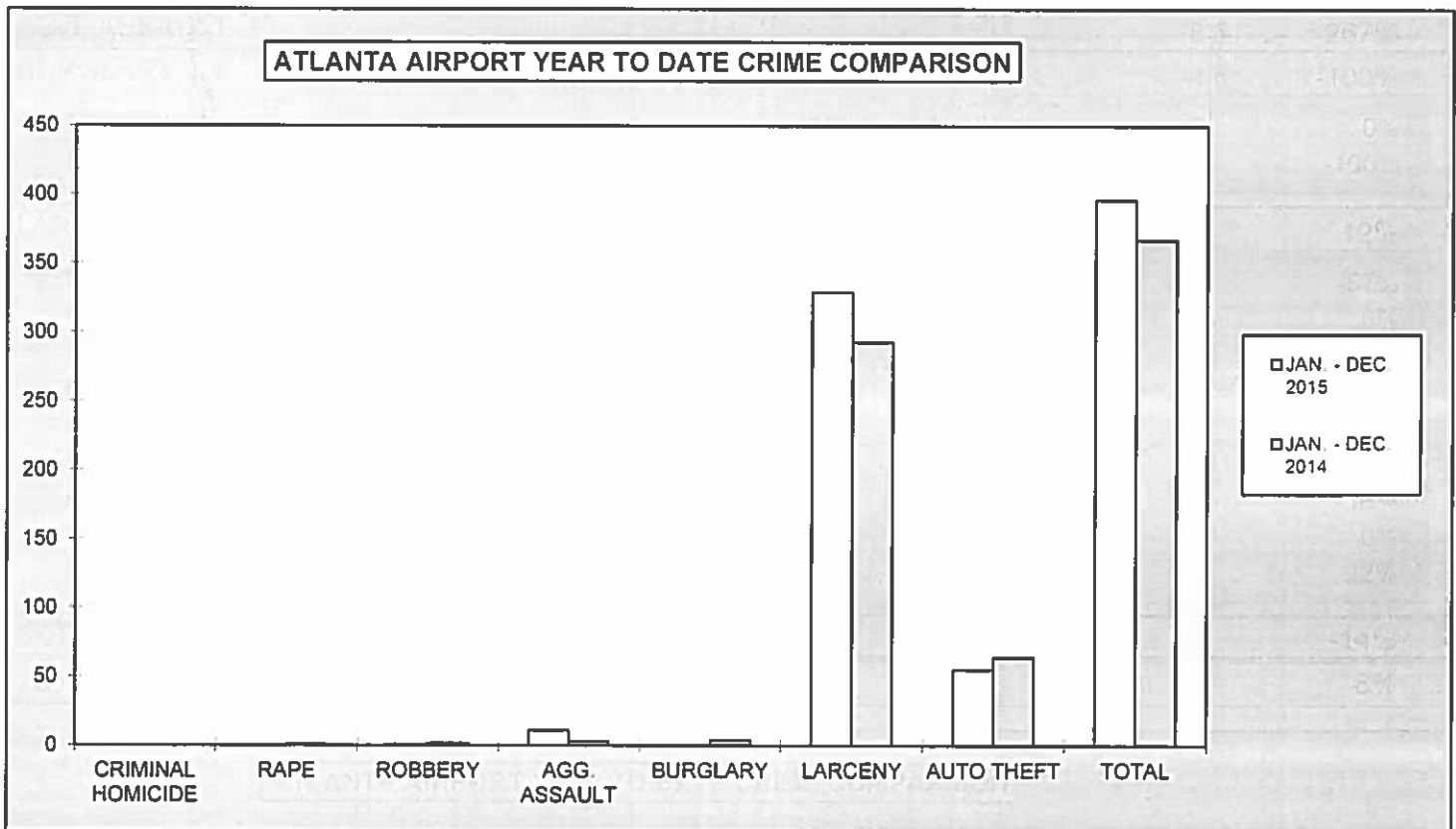
**2015
ATLANTA AIRPORT
MONTHLY CRIME COMPARISON**

CRIME	DEC. 2015	DEC. 2014	# DIFFERENCE	% DIFFERENCE
CRIMINAL HOMICIDE	0	0	0	0%
RAPE	0	0	0	0%
ROBBERY	1	0	1	100%
AGG. ASSAULT	0	0	0	0%
BURGLARY	0	0	0	0%
RESIDENCE	0	0	0	0%
NON-RESIDENCE	0	0	0	0%
LARCENY	42	40	2	5%
POCKETPICKING	0	0	0	0%
PURSE SNATCHING	0	0	0	0%
SHOPLIFTING	0	4	-4	-100%
FROM MOTOR VEHICLES	4	6	-2	-33%
MOTOR VEH. PARTS/ACCESSORIES	2	0	2	100%
BICYCLES	0	0	0	0%
FROM BUILDINGS	19	15	4	27%
FROM COIN OPERATED MACHINES	0	0	0	0%
ALL OTHER	17	15	2	13%
AUTO THEFT	4	5	-1	-20%
TOTAL	47	45	2	4%



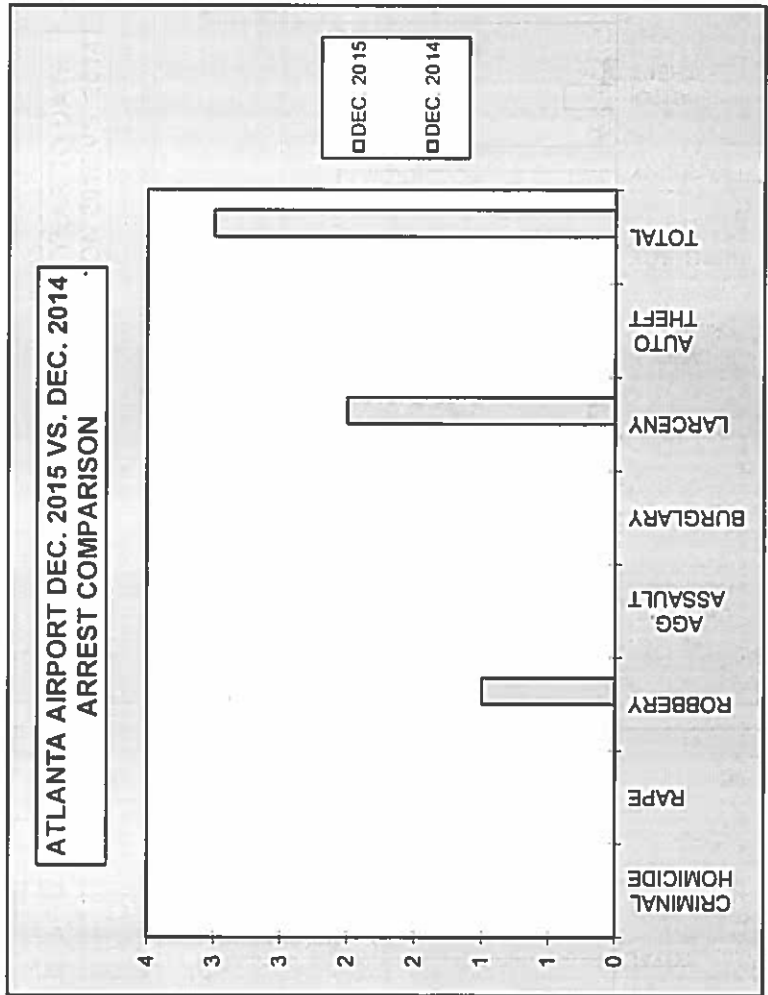
**2015
ATLANTA AIRPORT
YEAR TO DATE CRIME COMPARISON**

ANNUAL CRIME COMPARISON				
CRIME	JAN. - DEC. 2015	JAN. - DEC. 2014	# DIFFERENCE	% DIFFERENCE
CRIMINAL HOMICIDE	0	0	0	0%
RAPE	0	1	-1	-100%
ROBBERY	1	2	-1	-50%
AGG. ASSAULT	11	3	8	267%
BURGLARY	0	4	-4	-100%
RESIDENCE	0	0	0	0%
NON-RESIDENCE	0	4	-4	-100%
LARCENY	329	293	36	12%
POCKETPICKING	3	7	-4	-57%
PURSE SNATCHING	0	0	0	0%
SHOPLIFTING	19	21	-2	-10%
FROM MOTOR VEHICLES	44	47	-3	-6%
MOTOR VEH. PARTS/ACCESSORIES	16	11	5	45%
BICYCLES	2	1	1	100%
FROM BUILDINGS	117	101	16	16%
FROM COIN OPERATED MACHINES	0	0	0	0%
ALL OTHER	128	105	23	22%
AUTO THEFT	55	64	-9	-14%
TOTAL	396	367	29	8%

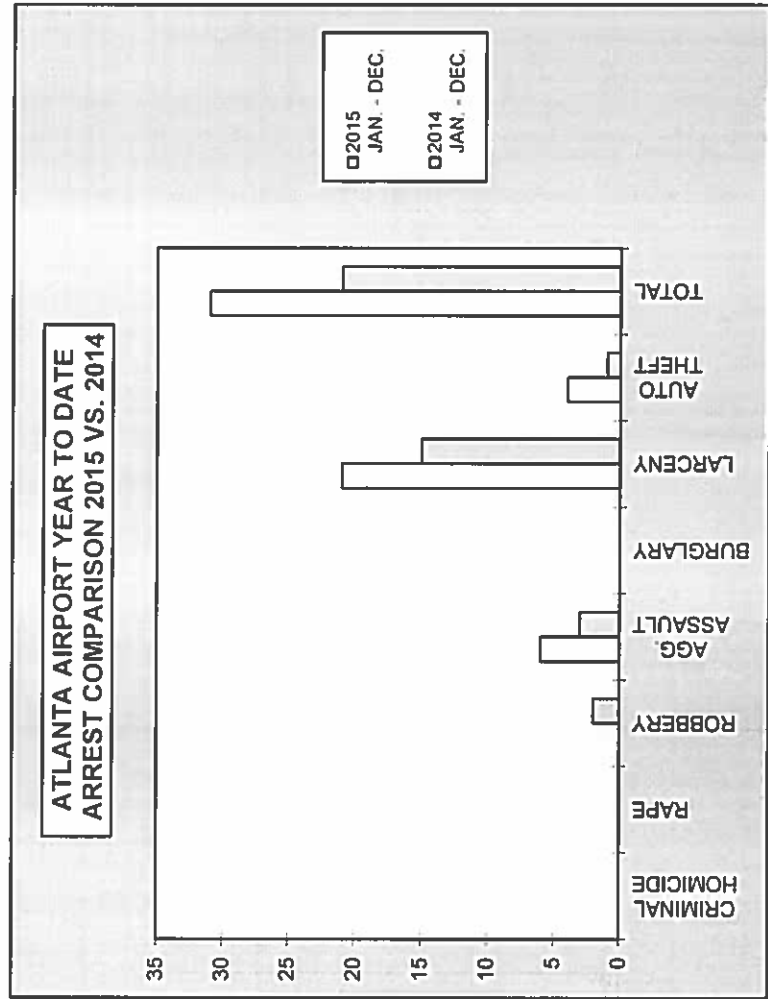


**2015
ATLANTA AIRPORT
ARREST COMPARISON**

DECEMBER ARREST COMPARISON					
CRIME	DEC. 2015	DEC. 2014	# DIFFERENCE	% DIFFERENCE	
CRIMINAL HOMICIDE	0	0	0	0%	
RAPE	0	0	0	0%	
ROBBERY	0	1	-1	-100%	
AGG. ASSAULT	0	0	0	0%	
BURGLARY	0	0	0	0%	
LARCENY	0	2	-2	-100%	
AUTO THEFT	0	0	0	0%	
TOTAL	0	3	-3	-100%	



ANNUAL ARREST COMPARISON					
CRIME	2015 JAN. - DEC.	2014 JAN. - DEC.	# DIFFERENCE	% DIFFERENCE	
CRIMINAL HOMICIDE	0	0	0	0%	
RAPE	0	0	0	0%	
ROBBERY	0	2	-2	-100%	
AGG. ASSAULT	6	3	3	100%	
BURGLARY	0	0	0	0%	
LARCENY	21	15	6	40%	
AUTO THEFT	4	1	3	300%	
TOTAL	31	21	10	48%	



**2015
ATLANTA AIRPORT
CLEAR-UP RATE**

CRIME	ATLANTA AIRPORT DEC. 2015 CLEAR-UP RATE	ATLANTA AIRPORT DEC. 2014 CLEAR-UP RATE
CRIMINAL HOMICIDE	0%	0%
RAPE	0%	0%
ROBBERY	0%	0%
AGG. ASSAULT	0%	0%
BURGLARY	0%	0%
LARCENY	12%	5%
AUTO THEFT	50%	0%

