

FBI UNIFORM CRIME REPORTING

ATLANTA POLICE DEPARTMENT

226 PEACHTREE STREET, SW

ATLANTA, GEORGIA 30303



APRIL 2014



SUPPORT SERVICES DIVISION
INFORMATION SERVICES SECTION

TABLE OF CONTENTS

	Page
U. C. R. COMPARATIVE CRIME REPORT -----	1
RETURN A - MONTHLY RETURN OF OFFENSES KNOWN TO THE POLICE -----	2
PROPERTY STOLEN BY CLASSIFICATION -----	3
	3a
LAW ENFORCEMENT OFFICERS KILLED OR ASSAULTED -----	4
MONTHLY RETURN OF ARSON OFFENSES KNOWN TO LAW ENFORCEMENT -----	5
POLICE DISPOSITION OF JUVENILES -----	6
SUPPLEMENTARY HOMICIDE REPORT -----	7
SEX AND RACE OF PERSONS ARRESTED -----	8
	8a-8e
HOMICIDE COMPARISON REPORT -----	9
HOMICIDE BREAKDOWN REPORT -----	10
SEVEN MAJOR CRIMES - MONTHLY CRIME COMPARISON -----	11
SEVEN MAJOR CRIMES - YEAR TO DATE CRIME COMPARISON -----	12
SEVEN MAJOR CRIMES ARREST MONTHLY AND YEAR TO DATE COMPARISON -----	13
CRIMES AGAINST PERSONS MONTHLY AND YEAR TO DATE COMPARISON -----	14
CRIMES AGAINST PROPERTY MONTHLY AND YEAR TO DATE COMPARISON -----	15
CRIMES AGAINST PERSONS & PROPERTY MONTHLY COMPARISON BY ZONES -----	16
CRIMES AGAINST PERSONS & PROPERTY YEAR TO DATE COMPARISON BY ZONES ----	17
SEVEN MAJOR CRIMES MONTHLY CRIME COMPARISON BY ZONES -----	18
SEVEN MAJOR CRIMES - YEAR TO DATE CRIME COMPARISON BY ZONES -----	19
SEVEN MAJOR CRIMES - MONTHLY CRIME COMPARISON - ZONE 1 -----	20
SEVEN MAJOR CRIMES - YEAR TO DATE CRIME COMPARISON - ZONE 1 -----	21
SEVEN MAJOR CRIMES - MONTHLY CRIME COMPARISON - ZONE 2 -----	22
SEVEN MAJOR CRIMES - YEAR TO DATE CRIME COMPARISON - ZONE 2 -----	23
SEVEN MAJOR CRIMES - MONTHLY CRIME COMPARISON - ZONE 3 -----	24
SEVEN MAJOR CRIMES - YEAR TO DATE CRIME COMPARISON - ZONE 3 -----	25
SEVEN MAJOR CRIMES - MONTHLY CRIME COMPARISON - ZONE 4 -----	26
SEVEN MAJOR CRIMES - YEAR TO DATE CRIME COMPARISON - ZONE 4 -----	27
SEVEN MAJOR CRIMES - MONTHLY CRIME COMPARISON - ZONE 5 -----	28
SEVEN MAJOR CRIMES - YEAR TO DATE CRIME COMPARISON - ZONE 5 -----	29
SEVEN MAJOR CRIMES - MONTHLY CRIME COMPARISON - ZONE 6 -----	30
SEVEN MAJOR CRIMES - YEAR TO DATE CRIME COMPARISON - ZONE 6 -----	31
CLEAR-UP RATE COMPARISON -----	32
ATLANTA AIRPORT -----	33
RETURN A - MONTHLY RETURN OF OFFENSES KNOWN TO THE POLICE -----	34
PROPERTY STOLEN BY CLASSIFICATION -----	35
	35a
LAW ENFORCEMENT OFFICERS KILLED OR ASSAULTED -----	36
SEX AND RACE OF PERSONS ARRESTED -----	37
	37a-37e
SEVEN MAJOR CRIMES - MONTHLY CRIME COMPARISON -----	38
SEVEN MAJOR CRIMES - YEAR TO DATE CRIME COMPARISON -----	39
SEVEN MAJOR CRIMES ARREST MONTHLY AND YEAR TO DATE COMPARISON -----	40
CLEAR-UP RATE COMPARISON -----	41

APRIL 2014
U.C.R. COMPARATIVE CRIME REPORT
SUPPORT SERVICES DIVISION
INFORMATION SERVICES SECTION

	APRIL 2014		APRIL 2013		COMPARATIVE ACTUAL	% CHANGE ACTUAL	COMPARATIVE CLEARED	% CHANGE CLEARED
	ACTUAL	CLEARED	ACTUAL	CLEARED				
MURDER	5	4	6	5	-1	-17%	-1	-20%
RAPE	8	9	1	2	7	700%	7	350%
ROBBERY	184	36	162	33	22	14%	3	9%
AGG. ASSAULT	274	156	266	167	8	3%	-11	-7%
BURGLARY - RESIDENCE	372		393		-21	-5%		
BURGLARY - NON-RESIDENCE	82	36	57	44	25	44%	-8	-18%
LARCENY - \$200 AND OVER	362		433		-71	-16%		
LARCENY - \$50 TO \$199	91	274	86	256	5	6%	18	7%
LARCENY - UNDER \$50	868		910		-42	-5%		
AUTO THEFT	305	30	336	21	31	-9%	9	43%
TOTAL	2,551		2,650		-99	-4%		
AUTOS RECOVERED	96		165		-69	-42%		

	2014 JANUARY - APRIL		2013 JANUARY - APRIL		COMPARATIVE ACTUAL	% CHANGE ACTUAL	COMPARATIVE CLEARED	% CHANGE CLEARED
	ACTUAL	CLEARED	ACTUAL	CLEARED				
MURDER	22	17	23	20	-1	-4%	-3	-15%
RAPE	43	19	22	23	21	95%	-4	-17%
ROBBERY	654	132	707	167	-53	-7%	-35	-21%
AGG. ASSAULT	923	466	933	623	-10	-1%	-157	-25%
BURGLARY - RESIDENCE	1,368		1,617		-249	-15%		
BURGLARY - NON-RESIDENCE	310	153	244	167	66	27%	-14	-8%
LARCENY - \$200 AND OVER	1,317		1,563		-246	-16%		
LARCENY - \$50 TO \$199	306	923	339	1,025	-33	-10%	-102	-10%
LARCENY - UNDER \$50	3,105		3,290		-185	-6%		
AUTO THEFT	1,265	110	1,560	102	-295	-19%	8	8%
TOTAL	9,313		10,298		-985	-10%		
AUTOS RECOVERED	442		744		-302	-41%		

RETURN A - MONTHLY RETURN OF OFFENSES KNOWN TO THE POLICE

1-720b (Rev. 8-30-94)
OMB No. 1110-0001

This report is authorized by law Title 28, Section 534, U. S. Code. While you are not required to respond, your cooperation in forwarding this report by the 7th day after the close of the month to Uniform Crime Reports, Federal Bureau of Investigation, Washington, D.C. 20535, will assist in compiling comprehensive, accurate national crime figures on a timely basis.

1	2	3	4	5	6
CLASSIFICATION OF OFFENSES	OFFENSES REPORTED OR KNOWN TO POLICE (INCLUDE "UNFOUNDED" AND ATTEMPTS)	UNFOUNDED, I.E., FALSE OR BASELESS COMPLAINTS	NUMBER OF ACTUAL OFFENSES (COLUMN 2 MINUS COLUMN 3) INCLUDE ATTEMPTS	TOTAL OFFENSES CLEARED BY ARREST OR EXCEPTIONAL MEANS (INCLUDES COL. 6)	NUMBER OF CLEARANCES INVOLVING ONLY PERSONS UNDER 18 YEARS OF AGE
1. CRIMINAL HOMICIDE					
a. MURDER AND NONNEGLIGENT HOMICIDE	5	0	5	4	1
b. MANSLAUGHTER BY NEGLIGENCE					
2. FORCIBLE RAPE TOTAL					
	9	1	8	9	0
a. Rape by Force	9	1	8	8	0
b. Attempts to commit Forcible Rape	0	0	0	1	0
3. ROBBERY TOTAL					
	186	2	184	36	3
a. Firearm	124	1	123	15	1
b. Knife or Cutting Instrument	5	0	5	0	0
c. Other Dangerous Weapon	10	0	10	1	0
d. Strong-Arm (Hands, Fists, Feet, etc.)	47	1	46	20	2
4. ASSAULT TOTAL					
	837	9	828	518	28
a. Firearm	127	4	123	37	4
b. Knife or cutting instrument	43	0	43	38	0
c. Other Dangerous Weapon	98	1	97	67	4
d. Strong-Arm	13	2	11	14	0
e. Other Assaults - Simple, Not Aggravated	556	2	554	362	20
5. BURGLARY TOTAL					
	460	6	454	36	6
a. Forcible Entry	343	2	341	30	5
b. Unlawful Entry - No Force	78	4	74	4	0
c. Attempted Forcible Entry	39	0	39	2	1
6. LARCENY THEFT TOTAL (except Motor Vehicle Theft)					
	1,340	19	1,321	274	11
7. MOTOR VEHICLE THEFT TOTAL					
	327	22	305	30	4
a. Autos	291	22	269	28	3
b. Trucks and Buses	21	0	21	0	0
c. Other Vehicles	15	0	15	2	1
GRAND TOTAL	3,164	59	3,105	907	53

CHECKING ANY OF THE APPROPRIATE BLOCKS BELOW WILL ELIMINATE YOUR NEED TO SUBMIT REPORTS WHEN THE VALUES ARE ZERO. THIS WILL ALSO AID THE NATIONAL PROGRAM IN ITS QUALITY CONTROL EFFORTS.

- | | |
|--|---|
| <input type="checkbox"/> NO SUPPLEMENTARY HOMICIDE REPORT SUBMITTED SINCE NO MURDERS, JUSTIFIABLE HOMICIDES, OR MANSLAUGHTER BY NEGLIGENCE OCCURRED IN THIS JURISDICTION DURING THE MONTH. | <input type="checkbox"/> NO AGE, SEX, AND RACE OF PERSONS ARRESTED UNDER 18 YEARS OF AGE REPORT SINCE NO ARRESTS OF PERSONS WITHIN THIS AGE GROUP. |
| <input type="checkbox"/> NO SUPPLEMENT TO RETURN A REPORT SINCE NO CRIME OFFENSES OR RECOVERY OF PROPERTY REPORTED DURING THE MONTH. | <input type="checkbox"/> NO AGE, SEX, AND RACE OF PERSONS ARRESTED 18 YEARS OF AGE AND OVER REPORT SINCE NO ARRESTS OF PERSONS WITHIN THIS AGE GROUP. |
| <input type="checkbox"/> NO LAW ENFORCEMENT OFFICERS KILLED OR ASSAULTED REPORT SINCE NONE OF THE OFFICERS WERE ASSAULTED OR KILLED DURING THE MONTH. | <input type="checkbox"/> NO MONTHLY RETURN OF ARSON OFFENSES KNOWN TO LAW ENFORCEMENT REPORT SINCE NO ARSONS OCCURRED. |

DO NOT USE THIS SPACE

	INITIALS
RECORDED	
EDITED	
ENTERED	
ADJUSTED	
LINKED	

* TOTALS INCLUDE PREVIOUS OFFENSES

APRIL 2014

Month and Year of Report

GAAPD 0000

Agency Identifier

MAY 15, 2014

Date

ATLANTA POLICE DEPARTMENT - GEORGIA

Agency and State

Nail J King LIEUTENANT

Prepared By

Title

George N. Jones CHIEF

Chief, Commissioner, Sheriff, or Superintendent

PROPERTY STOLEN BY CLASSIFICATION

CLASSIFICATION	DATA ENTERED	Number of Actual Offenses (Column 4 Return A)	Monetary Value of Property Stolen
1. MURDER AND NONNEGLIGENT MANSLAUGHTER	12	5	\$ 0.00
2. FORCIBLE RAPE	20	8	\$ 0.00
3. ROBBERY			
(a) HIGHWAY (streets, alleys, etc.)	31	132	100,629.00
(b) COMMERCIAL HOUSE (except c, d, and f)	32	20	67,374.00
(c) GAS OR SERVICE STATION	33	0	0.00
(d) CONVENIENCE STORE	34	0	2,082.00
(e) RESIDENCE (anywhere on premises)	35	19	11,913.00
(f) BANK	36	0	0.00
(g) MISCELLANEOUS	37	13	6,743.00
TOTAL ROBBERY	30	184	\$ 188,741.00
5. BURGLARY - BREAKING OR ENTERING			
(a) RESIDENCE (dwelling)			
(1) NIGHT (6 p.m. - 6 a.m.)	51	100	35,966.00
(2) DAY (6 a.m. - 6 p.m.)	52	272	249,451.00
(3) UNKNOWN	53	0	0.00
(b) NON-RESIDENCE (store, office, etc.)			
(1) NIGHT (6 p.m. - 6 a.m.)	54	49	92,594.00
(2) DAY (6 a.m. - 6 p.m.)	55	33	147,667.00
(3) UNKNOWN	56	0	0.00
TOTAL BURGLARY	50	454	\$ 525,678.00
6. LARCENY - THEFT (Except Motor Vehicle Theft)			
(a) \$200 AND OVER	61	362	813,563.00
(b) \$50 TO \$200	62	91	9,377.00
(c) UNDER \$50	63	868	2,453.00
TOTAL LARCENY (Same as Item 6X)	60	1,321	\$ 825,393.00
7. MOTOR VEHICLE THEFT (Include Alleged Joy Ride)	70	305	\$ 102,497.00
GRAND TOTAL - ALL ITEMS	77		\$ 1,642,309.00
<u>ADDITIONAL ANALYSIS OF LARCENY AND MOTOR VEHICLE THEFT</u>			
6X. NATURE OF LARCENIES UNDER ITEM 6			
(a) POCKET-PICKING	81	8	1,037.00
(b) PURSE-SNATCHING	82	33	10,707.00
(c) SHOPLIFTING	83	240	26,109.00
(d) FROM MOTOR VEHICLES (except e)	84	633	409,910.00
(e) MOTOR VEHICLE PARTS AND ACCESSORIES	85	75	16,576.00
(f) BICYCLES	86	23	8,668.00
(g) FROM BUILDING (except c and h)	87	161	222,858.00
(h) FROM ANY COIN-OPERATED MACHINES (parking meters, etc.)	88	3	7,139.00
(i) ALL OTHER	89	145	122,389.00
TOTAL LARCENIES (Same as Item 6)	80	1,321	\$ 825,393.00
7X. MOTOR VEHICLES RECOVERED			
(a) STOLEN LOCALLY AND RECOVERED LOCALLY	91	79	
(b) STOLEN LOCALLY AND RECOVERED BY OTHER JURISDICTIONS	92	17	
(c) TOTAL LOCALLY STOLEN MOTOR VEHICLES RECOVERED (a & b)	93	96	
(d) STOLEN IN OTHER JURISDICTIONS AND RECOVERED LOCALLY	90	N/A	

SUPPLEMENT TO RETURN A
MONTHLY RETURN OF OFFENSES KNOWN TO THE POLICE

1-706 (Rev.8-30-94)
Form Approved
OMB No. 1110-0007

This report is authorized by law, Title 28, Section 534, U. S. Code. While you are not required to respond, your cooperation in submitting this report with the Return A will assist the FBI in compiling comprehensive, accurate figures on a timely basis.

This form deals with the nature of crime and the monetary value of property stolen and recovered. The total offenses recorded on the form should be the same as the number of actual offenses listed in Column 4 of the Return A for each crime class. Include attempted crimes on this form, but do not include unfounded offenses. If you cannot complete the report in all areas, please record as much information as is available. Tally sheets will be sent upon request.

PROPERTY BY TYPE AND VALUE

Type of Property (1)	Data Entry	Monetary Value of Property Stolen in Your Jurisdiction	
		Stolen (2)	Recovered (3)
(A) Currency, Notes, Etc.	01	\$ 142,771.00	\$ 0.00
(B) Jewelry and Precious Metals	02	291,719.00	0.00
(C) Clothing and Furs	03	62,853.00	1.00
(D) Locally Stolen Motor Vehicles	04	102,497.00	44,577.00
(E) Office Equipment	05	42,130.00	1.00
(F) Televisions, Radios, Stereos, Etc.	06	520,924.00	0.00
(G) Firearms	07	19,741.00	2.00
(H) Household Goods	08	6,380.00	0.00
(I) Consumable Goods	09	6,294.00	0.00
(J) Livestock	10	0.00	0.00
(K) Miscellaneous	11	447,000.00	31.00
TOTAL	00	\$ 1,642,309.00	\$ 44,612.00

The total of this column should agree with the Grand Total (DATA ENTRY 77) shown on page 2.

Include in this column all property recovered even though stolen in prior months. The above is an accounting for only that property stolen in your jurisdiction. This will include property recovered for you by other jurisdictions, but not property you recover for them.

MAY 15, 2014

DATE

Nail J. King

LIEUTENANT

PREPARED BY

TITLE

George N. Jones

CHIEF

CHIEF, COMMISSIONER, SHERIFF OR SUPERINTENDENT

APRIL 2014

Month and Year of Report

GAAPD 0000

Agency Identifier

ATLANTA POLICE DEPARTMENT - GEORGIA

Agency and State

LAW ENFORCEMENT OFFICERS KILLED OR ASSAULTED

It is requested this report be completed and transmitted with monthly crime reports to: Director, Federal Bureau of Investigation, Uniform Crime Reports, Washington, D. C. 20535. This form should be used to report the number of your officers who were assaulted or killed in the line of duty during the month. Additional information concerning officers killed will be requested by a separate questionnaire.

OFFICERS KILLED

Number of your law enforcement officers killed in the line of duty this month.

By felonious act _____
By accident or negligence _____

0

0

Officers Assaulted (Do not include officers killed) - See other side for instructions.

Type of Activity	Total Assaults by Weapon A	Type of Weapon				Two-Officer Vehicle F	Type of Assignment						Police Assaults Cleared M	
		Firearm B	Knife or Other Cutting Instrument C	Other Dangerous Weapon D	Hands, Fists, Feet, etc. E		One-Officer Vehicle		Detective or Special Assign.		Other			
							Alone G	As-sisted H	Alone I	As-sisted J	Alone K	As-sisted L		
1. Responding to "Disturbance" calls (family quarrels, man with gun, etc.)	0													
2. Burglaries in progress or pursuing burglary suspects	0													
3. Robberies in progress or pursuing robbery suspects	0													
4. Attempting other arrests	0													
5. Civil disorder (riot, mass disobedience)	0													
6. Handling, transporting, custody of prisoners	8		2		6		2	5				1		8
7. Investigating suspicious persons or circumstances	0													
8. Ambush - no warning	0													
9. Mentally deranged	2				2			2						2
10. Traffic pursuits and stops	5			2	3		1	2				2		2
11. All Other	4	3			1			3				1		4
12. TOTAL (1-11)	19	3	2	2	12	0	3	12	0	0	0	4	0	16
13. Number with personal injury	0													
14. Number without personal injury	19	3	2	2	12									
15. Time of assaults														
AM		2	1		2									
PM		1	5	2	5	1								

DO NOT WRITE HERE

Recorded	Initials
Edited	
Punched	
Verified	
Adjusted	
DOJ/FBI	

12:01 2:00 4:00 6:00 8:00 10:00 12:00

APRIL 2014 GAAPD 0000 *Nail J K...* LIEUTENANT
 Month and Year Agency Identifier Prepared By Title
 ATLANTA POLICE DEPARTMENT GEORGIA *Al...* CHIEF
 Agency State Chief, Sheriff, Commissioner, Superintendent

MONTHLY RETURN OF ARSON OFFENSES KNOWN TO LAW ENFORCEMENT

DO-73 (2-11-82)
Form Approved
OMB No. 1110-0008

This report is authorized by law Title 28, Section 534, United States Code, and the enactment of the fiscal year 1979, Department of Justice Authorization Bill S. 3151. While you are not required to respond, your cooperation in using this form to report all incidents of arson which become known to your department during the month will assist the FBI in compiling comprehensive, accurate data on a timely basis. Instructions appear on reverse side.

1		2	3	4	5	6	7	8
PROPERTY CLASSIFICATION		Offenses Reported or Known to Police (Include Unfounded and Attempts)	Unfounded, i.e. False or Baseless Complaints	Number of Actual Offenses (Column 2 Minus Column 3 (Include Attempts))	Total Offenses Cleared by Arrest or Exceptional Means (Include Column 6)	Number of Clearances Involving Only Persons Under 18 Years of Age	Offenses Where Structures Uninhabited Abandoned, or not Normally in Use	Estimated Value of Property Damage
STRUCTURAL	A. Single Occupancy Residential: Houses, Townhouses, Duplexes, etc.	13	10	3	2		1	\$ 27,500.
	B. Other Residential: Apartments, Tenements, Flats, Hotels, Motels, Inns, Dormitories, Boarding Houses, etc.	5	4	1				\$ 15,000.
	C. Storage: Barns, Garages, Warehouses, etc.	1	1					\$
	D. Industrial/Manufacturing							\$
	E. Other Commercial: Stores, Restaurants, Offices, etc.							\$
	F. Community/Public: Churches, Jails, Schools, Colleges, Hospitals, etc.							\$
	G. All Other Structure: Out Buildings, Monuments, Buildings Under Construction, etc.							\$
TOTAL STRUCTURE		19	15	4	2		1	\$ 42,500.
MOBILE	H. Motor Vehicles: Automobiles, Trucks, Buses, Motorcycles, etc.: UCR Definition	1	1					\$
	I. Other Mobile Property: Trailers, Recreational Vehicles, Airplanes, Boats, etc.							\$
	TOTAL MOBILE	1	1					\$
J. TOTAL OTHER Crops, Timber, Fences, Signs, etc.								\$
GRAND TOTAL		20	16	4	2		1	\$ 42,500.

Agency Identifier GAAPD 0000 Month APRIL 2014
 Agency ATLANTA POLICE DEPARTMENT State GEORGIA
 Prepared by Nail J. Kosh LIEUTENANT
[Signature] CHIEF
 Chief, Commissioner, Sheriff, or Superintendent

DO NOT WRITE HERE	
Recorded	
Edited	
Entered	
Adjusted	
Corres.	

AGENCY IDENTIFIER GAAPD 0000 REPORTING PERIOD APRIL 2014

AGENCY NAME ATLANTA POLICE DEPARTMENT

POLICE DISPOSITION OF JUVENILES

-Not to include neglect or traffic cases-

1. Handled within Department and released. (Warning, released to parents, etc.)	_____
2. Referred to juvenile court or probation department.	_____ 80 _____
3. Referred to welfare agency.	_____
4. Referred to other police agency.	_____
5. Referred to criminal or adult court.	_____
TOTAL	_____ 80 _____

MAY 14, 2014
DATE

Nail J King LIEUTENANT
PREPARED BY TITLE

George N. Jones CHIEF
APPROVED BY TITLE

GCIC USE ONLY

Recorded	_____
Reviewed	_____
Punched	_____
Verified	_____

RETURN TO
Georgia Crime Information Center/Uniform Crime Reporting
P. O. Box 1456
Atlanta, Georgia 30301

Return on or before the 7th of the following month.

GCIC/UCR-012 (9/74)

PAGE 1 OF 1
SUPPLEMENTARY HOMICIDE REPORT

1-704 (Rev. 4-24-95)
 Form Approved
 OMB No. 1110-0002

This report is authorized by law Title 28, Section 534, United States Code. While you are not required to respond, your cooperation in using this form to list data pertaining to all homicides reported on your Return A will assist the FBI in compiling comprehensive, accurate data regarding this important classification on a timely basis.

1a. Murder and Nonnegligent Manslaughter

List below specific information for all offenses shown in item 1a of the monthly Return A. In addition, list all justifiable killings of felons by a citizen or by a peace officer in the line of duty. A brief explanation in the circumstances column regarding unfounded homicide offenses will aid the national Uniform Crime Reporting Program in editing the reports.

Incident	Situation*	Victim**				Offender**				Data Code			Weapon Used (Handgun, Rifle, Shotgun, Club, Poison, etc.)	Relationship of Victim to Offender (Husband, Wife, Son, Father, Acquaintance, Neighbor, Stranger, etc.)	Circumstances (Victim shot by robber, robbery victim shot robber, killed by patron during barroom brawl, etc.)
		Age	Sex	Race	Ethnicity	Age	Sex	Race	Ethnicity	Do Not Write In These Spaces					
	B	33	M	B	N								HANDGUN	UNKNOWN	OTHER
	B	46	M	B	N								HANDGUN	UNKNOWN	OTHER
	A	76	F	B	N	14	M	B	N				KNIFE	OTHER FAMILY	OTHER ARGUMENTS - DOMESTIC
	B	22	M	B	N								HANDGUN	UNKNOWN	OTHER
	B	24	M	B	N								HANDGUN - 9MM	UNKNOWN	OTHER

* - See reverse side for explanation

APRIL 2014

Month and Year

ATLANTA POLICE DEPARTMENT

Agency

GAAPD 0000

Agency Identifier

GEORGIA

State

Nail J. Klay

Prepared By

[Signature]
 Chief, Sheriff, Commissioner, Superintendent

LIEUTENANT

Title

CHIEF

DO NOT WRITE HERE

Recorded	
Edited	
Punched	
Verified	
Adjusted	

ATLANTA POLICE DEPARTMENT
 AGE, SEX, AND RACE OF PERSONS ARRESTED
 17 YEARS OF AGE AND OVER

MONTH APRIL

YEAR 2014

CLASSIFICATION OF OFFENSES	SEX	AGE OF PERSON ARRESTED																TOTAL	RACE				ETHNIC	
		17	18	19	20	21	22	23	24 29	30 34	35 39	40 44	45 49	50 54	55 59	60 64	65 UP		White	Black	Native Amer.	Asian/Pacific	Whi. Hispanic	Blck Hispanic
Murder/Nonnegligent Manslaughter	01a M							1	2						1			4						
	F																	0		4				
Manslaughter by Negligence	01b M																	0						
	F																	0						
Forcible Rape	02 M								2				1					3						
	F																	0		3				
Robbery	03 M	7		3		2	1	1	5	3	1	1	1		1			26						
	F				1				1	1								3	2	27				
Aggravated Assault	04 M			2	1	1	2	2	15	9	4	4	3	5	3	5	2	58						
	F	1		1	1	1	4	1	9	5	2	2	4	1	1	1	1	35	5	88				
Burglary- Breaking or Entering	05 M	2	2	1	2				2	2	1	4	4	2	2			24						
	F									1	1							2	1	25				
Larceny - Theft (except Motor Vehicle Theft)	06 M	5	3	8	2	4	3	7	21	19	6	16	23	20	13	6	4	160						
	F		4	1	5	3	1	2	21	17	6	8	5	5	1	2		81	40	199		2		
Motor Vehicle Theft	07 M	2		1		1			3	3	2	1				1		14						
	F							1		3								4	3	15				
Other Assaults	08 M	2	2		7	6	5	4	48	19	23	18	14	10	7		3	168						
	F	2	1	1	4	5	3	2	10	6	3	4	3	1	1			46	21	190	1	2		
Arson	09 M														1			1						
	F								1									1	1	1				
Forgery and Counterfeiting	10 M		1						5	2	2		1	2				13						
	F								2	1								3	1	15				
Fraud	11 M	1	1			2	1		7	4	4	1	3	2			2	28						
	F				1		1	1	5	1		1		2				12	5	35				
Embezzlement	12 M			1	1				1		1							4						
	F								1									1	1	4				
Stolen Property, Buying, Receiving, Possessing	13 M	3	1	1	4	1		2	9	2	6	3				1		33						
	F				1					1			1					3	3	33				
Vandalism	14 M	4				1		4	6	2	1	4	3	4	1			30						
	F			1	1	3			2	1	1	2	1		1			13	3	40				
Weapons	15 M	2	1	5	1		2	1	13	3	1	2	4	1	2			38						
	F		1			1				2								4	2	40				

ATLANTA POLICE DEPARTMENT
AGE, SEX, AND RACE OF PERSONS ARRESTED
17 YEARS OF AGE AND OVER

MONTH APRIL

YEAR 2014

CLASSIFICATION OF OFFENSES	SEX	AGE OF PERSON ARRESTED															TOTAL	RACE				ETHNIC			
		17	18	19	20	21	22	23	24 29	30 34	35 39	40 44	45 49	50 54	55 59	60 64		65 UP	White	Black	Native Amer.	Asian/Pacific	Whi. Hispanic	Blck Hispanic	
Prostitution and Commercialized Vice	M		1						2	1	1					1	6								
	F								1	2	2	1					6	1	11						
Sex Offenses (except Rape and Prostitution)	M			3			1	2	8	3	6	9	4	14	10	6	4	70							
	F			1					1	3	4		1		2		12	14	68						
Drug Abuse Violations Grand Total	M	6	8	15	13	12	15	11	81	45	39	29	20	21	14	4	5	338							
	F	0	2	1	1	4	0	1	9	6	1	5	1	1	4	0	0	36	32	341	0	1	0	0	0
(1) Sale/Manufacturing Subtotal	M	0	3	2	0	1	0	1	5	4	3	2	0	2	1	0	1	25							
	F	0	0	0	0	0	0	0	1	0	0	0	0	0	0	0	0	1	1	25	0	0	0	0	0
Opium or Cocaine and their derivatives	M								1								1								
	F																0		1						
Marijuana	M		3	2		1		1	2	1	1	1		2	1		15								
	F																0		15						
Synthetic Narcotics	M																0								
	F																0								
Other Dangerous Non-Narcotic Drugs	M								3	2	2	1					9								
	F								1								1	1	9						
(2) Possession Subtotal	M	6	5	13	13	11	15	10	76	41	36	27	20	19	13	4	4	313							
	F	0	2	1	1	4	0	1	8	6	1	5	1	1	4	0	0	35	31	316	0	1	0	0	0
Opium or Cocaine and their derivatives	M		1	1			2	2	12	8	8	7	7	6	8	2	64								
	F								2	1		3			3		9	8	65						
Marijuana	M	6	4	11	13	11	13	8	62	33	28	20	13	13	5	2	4	246							
	F		2	1	1	4		1	6	5	1	2	1	1	1		26	22	249			1			
Synthetic Narcotics	M																0								
	F																0								
Other Dangerous Non-Narcotic Drugs	M			1					2								3								
	F																0	1	2						
Gambling Total	M	1	0	2	0	1	2	0	3	0	0	0	1	0	0	0	0	10							
	F	0	0	0	0	0	0	0	0	0	0	0	0	0	0	0	0	0	0	10	0	0	0	0	0
Bookmaking	M																0								
	F																0								
Numbers and Lottery	M																0								
	F																0								

-8-

ATLANTA POLICE DEPARTMENT
AGE, SEX, AND RACE OF PERSONS ARRESTED
17 YEARS OF AGE AND OVER

MONTH APRIL

YEAR 2014

CLASSIFICATION OF OFFENSES	SEX	AGE OF PERSON ARRESTED																TOTAL	RACE				ETHNIC			
		17	18	19	20	21	22	23	24 29	30 34	35 39	40 44	45 49	50 54	55 59	60 64	65 UP		White	Black	Native Amer.	Asian/Pacific	Whi. Hispanic	Blck Hispanic		
All Other Gambling	M	1		2		1	2		3					1						10						
	F																			0		10				
Offenses Against Family And Children	M																		0							
	F							1	1	1	1				1				5	2	3					
Driving Under the Influence	M				1		2	4	12	15	12	12	10	3	5	1			77							
	F					3	2	1	8	7	7	5	3		2		1		39	41	73	1		1		
Liquor Laws	M	1	3	5	2		2	2	10	16	18	24	37	41	37	15	5	218								
	F	3	1	2		1		2	4	3	4	5	5	8	2			40	37	218			3			
Drunkenness	M			1		1	2	4	12	7	7	7	5	8	5	1	1	61								
	F					1	1	1	2		2	2						9	17	50			3			
Disorderly Conduct	M	2	6	5	4	3	2	2	23	18	25	12	17	21	5	9	2	156								
	F		1	1	2	4	2	2	14	3	6	4	4	3	1			47	27	176						
Vagrancy	M			1				1	5	6	4	12	12	16	19	6	3	85								
	F									1	2			3	1	1		8	17	76						
All Other Offenses (except Traffic)	M	3	5	10	12	5	7	7	45	40	23	28	43	43	24	13	7	315								
	F	3		2	5	1	1	4	16	7	6	4	7	6	1	2		65	55	323			2			
Suspicion	M																	0								
	F																	0								
TOTAL		50	44	75	72	67	63	74	448	291	234	230	241	243	168	75	40	2415	331	2068	2	13	1	0		

APRIL 2014

Month and Year of Report

GAAPD 0000

Agency Identifier

MAY 15, 2014

Date

Nail J. K...

LIEUTENANT

Prepared By

Title

Boyd N. Jones

CHIEF

Chief, Commissioner, Sheriff, or Superintendent

ATLANTA POLICE DEPARTMENT - GEORGIA

Agency and State

-8b-

ATLANTA POLICE DEPARTMENT
 AGE, SEX, AND RACE OF PERSONS ARRESTED
 16 YEARS OF AGE AND UNDER

MONTH APRIL

YEAR 2014

CLASSIFICATION OF OFFENSES	SEX	AGE						RACE				ETHNIC	
		09	1012	1314	15	16	TOTAL	White	Black	Native Amer.	Asian/Pacific	Whi. Hispanic	Blck Hispanic
Murder/Nonnegligent Manslaughter 01a	M			1			1						
	F						0		1				
Manslaughter by Negligence 01b	M						0						
	F						0						
Forcible Rape 02	M					1	1						
	F						0		1				
Robbery 03	M			1	1	2	4						
	F						0		4				
Aggravated Assault 04	M		1		2		3						
	F			1			1		4				
Burglary- Breaking or Entering 05	M		2	2	5	2	11						
	F						0		11				
Larceny - Theft (except Motor Vehicle Theft) 06	M			2	2	1	5						
	F				2	4	6	2	9				
Motor Vehicle Theft 07	M			1	1	2	4						
	F						0		4				
Other Assaults 08	M		1	5	4	2	12						
	F		1	1	2	5	9	1	20				
Arson 09	M						0						
	F						0						
Forgery and Counterfeiting 10	M						0						
	F						0						
Fraud 11	M						0						
	F						0						
Embezzlement 12	M						0						
	F						0						
Stolen Property; Buying, Receiving, Possessing 13	M				1	1	2						
	F						0		2				
Vandalism 14	M				2	3	5						
	F						0		5				
Weapons 15	M			1	1	2	4						
	F						0		4				
Prostitution and Commercialized Vice 16	M						0						
	F						0						

-88-

ATLANTA POLICE DEPARTMENT
 AGE, SEX, AND RACE OF PERSONS ARRESTED
 16 YEARS OF AGE AND UNDER

MONTH APRIL

YEAR 2014

CLASSIFICATION OF OFFENSES	SEX	AGE						RACE				ETHNIC	
		09	1012	1314	15	16	TOTAL	White	Black	Native Amer.	Asian/Pacific	Whi. Hispanic	Black Hispanic
Sex Offenses (except Rape and Prostitution)	17	M					0						
	F						0						
Drug Abuse Violations Grand Total	18	M	0	2	0	1	0	3					
	F	0	1	0	0	0	1	0	4	0	0	0	0
(1) Sale/Manufacturing Subtotal	180	M	0	1	0	0	0	1					
	F	0	0	0	0	0	0	0	1	0	0	0	0
Opium or Cocaine and their Derivatives	a	M					0						
	F						0						
Marijuana	b	M					0						
	F						0						
Synthetic Narcotics	c	M					0						
	F						0						
Other Dangerous Non-Narcotic Drugs	d	M		1			1						
	F						0		1				
(2) Possession Subtotal	185	M	0	1	0	1	0	2					
	F	0	1	0	0	0	1	0	3	0	0	0	0
Opium or Cocaine and their Derivatives	e	M					0						
	F						0						
Marijuana	f	M		1		1	2						
	F		1				1		3				
Synthetic Narcotics	g	M					0						
	F						0						
Other Dangerous Non-Narcotic Drugs	h	M					0						
	F						0						
Gambling Total	19	M	0	0	0	0	0	0					
	F	0	0	0	0	0	0	0	0	0	0	0	0
Bookmaking	a	M					0						
	F						0						
Numbers and Lottery	b	M					0						
	F						0						
All Other Gambling	c	M					0						
	F						0						
Offenses Against Family and Children	20	M					0						
	F						0						

-28-

**ATLANTA POLICE DEPARTMENT
AGE, SEX, AND RACE OF PERSONS ARRESTED
16 YEARS OF AGE AND UNDER**

MONTH APRIL

YEAR 2014

CLASSIFICATION OF OFFENSES	SEX	AGE						RACE				ETHNIC		
		0	10	13	15	16	TOTAL	White	Black	Native Amer.	Asian/Pacific	Whi. Hispanic	Blck Hispanic	
		9	12	14										
Driving Under the Influence	M					1	1							
	F						0		1					
Liquor Laws	M					1	1							
	F						0		1					
Drunkenness	M						0							
	F						0							
Disorderly Conduct	M					1	1							
	F						0		1					
Vagrancy	M						0							
	F						0							
All Other Offenses (except Traffic)	M						0							
	F						0							
Suspicion	M						0							
	F						0							
Curfew and Loitering	M				1	2	3							
	F			1		1	2		5					
Run-Aways	M						0							
	F						0							
Total			0	8	16	25	31	80	3	77	0	0	0	0

-8-

APRIL 2014

Month and Year of Report

GAAPD 0000

Agency Identifier

MAY 15, 2014

Date

Nail S. Klay **LIEUTENANT**
Prepared By

ATLANTA POLICE DEPARTMENT - GEORGIA

Agency and State

Boye M. J. **CHIEF**
Chief, Commissioner, Sheriff, or Superintendent

UNIFORM CRIME REPORTING

**LAW ENFORCEMENT
OPERATIONS
&
MANAGEMENT**

CRIME AREA COMPARISON

**SUPPORT SERVICES DIVISION
Information Services Section**

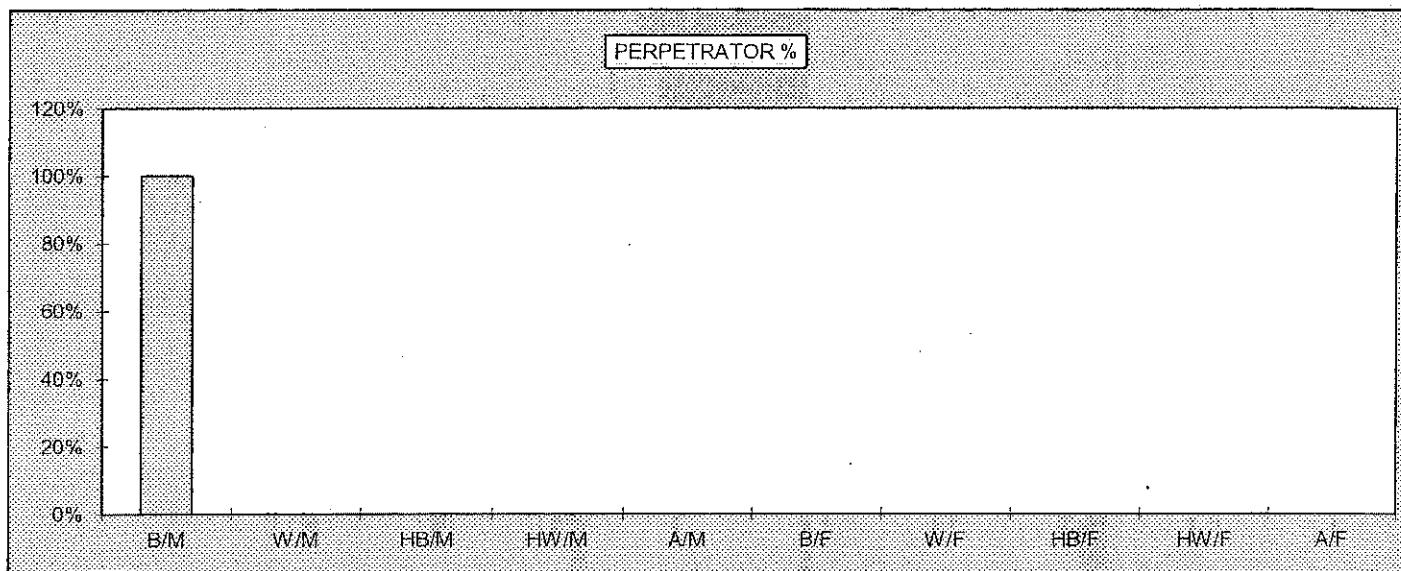
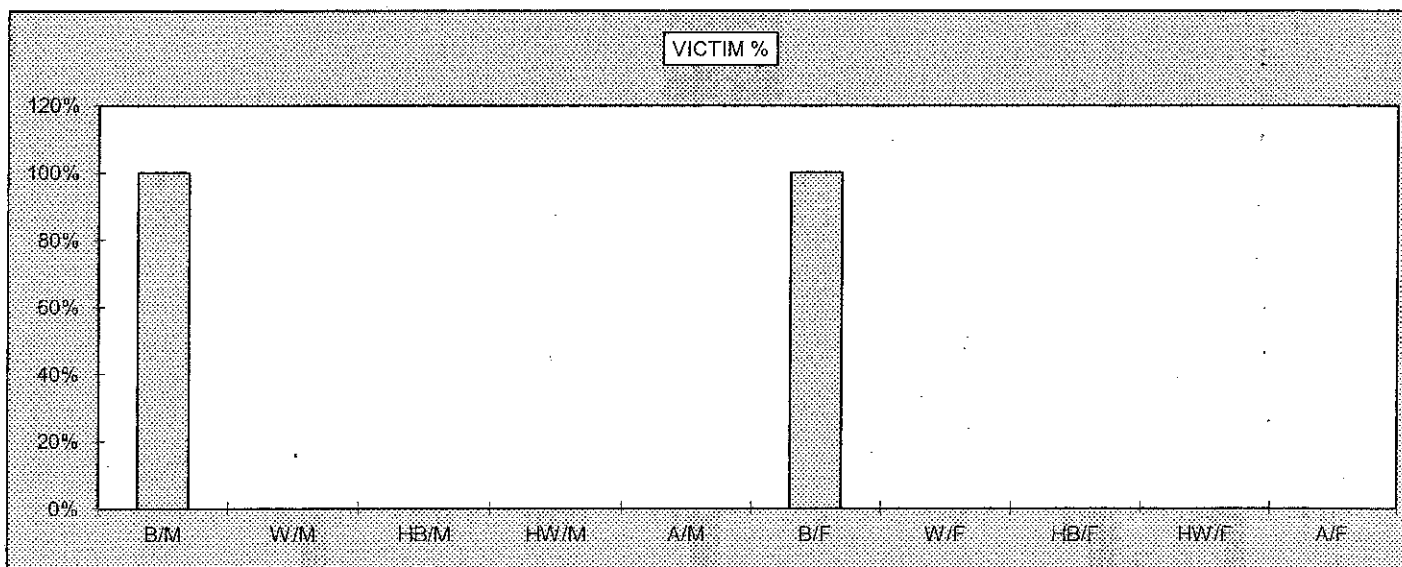
**APRIL 2014
APRIL 2013**

**2014
APRIL HOMICIDE COMPARISON
BY RACE, SEX, AND ETHNIC ORIGIN**

	VICTIM	PERPETRATOR
B/M	4	1
W/M	0	0
HB/M	0	0
HW/M	0	0
A/M	0	0
TOTAL MALES	4	1
B/F	1	0
W/F	0	0
HB/F	0	0
HW/F	0	0
A/F	0	0
TOTAL FEMALES	1	0
TOTAL	5	1

	VICTIM %	PERPETRATOR %
B/M	100%	100%
W/M	0%	0%
HB/M	0%	0%
HW/M	0%	0%
A/M	0%	0%
B/F	100%	0%
W/F	0%	0%
HB/F	0%	0%
HW/F	0%	0%
A/F	0%	0%

PERPETRATOR UNKNOWN FOR 4 HOMICIDES		
--	--	--

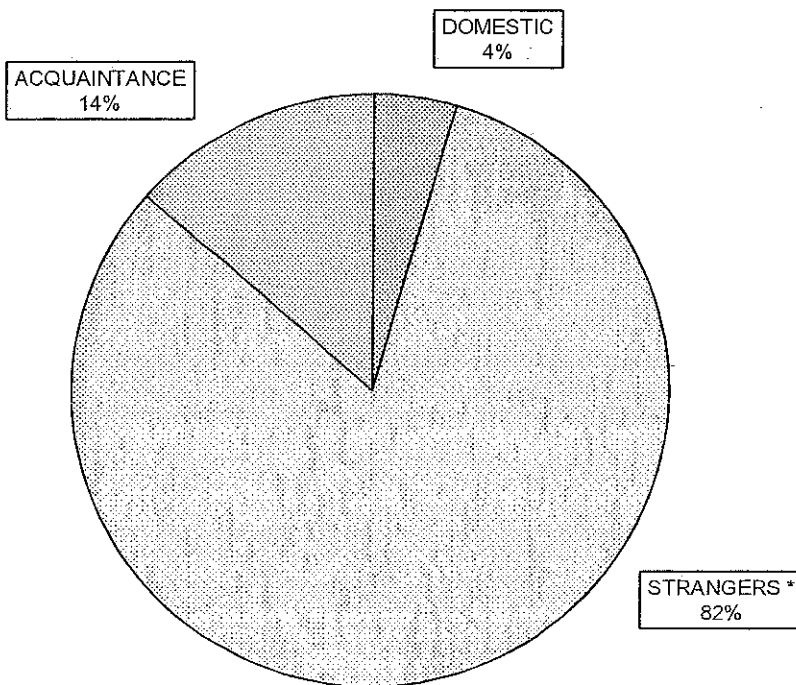


**2014
HOMICIDE BREAKDOWN
YEAR TO DATE**

APRIL

MONTH	ACTUAL	DOMESTIC	%	STRANGERS *	%	ACQUAINTANCE	%
JANUARY	6	0	0%	5	83%	1	17%
FEBRUARY	0	0	0%	0	0%	0	0%
MARCH	11	0	0%	9	82%	2	18%
APRIL	5	1	20%	4	80%	0	0%
MAY							
JUNE							
JULY							
AUGUST							
SEPTEMBER							
OCTOBER							
NOVEMBER							
DECEMBER							
TOTAL	22	1	4%	18	82%	3	14%

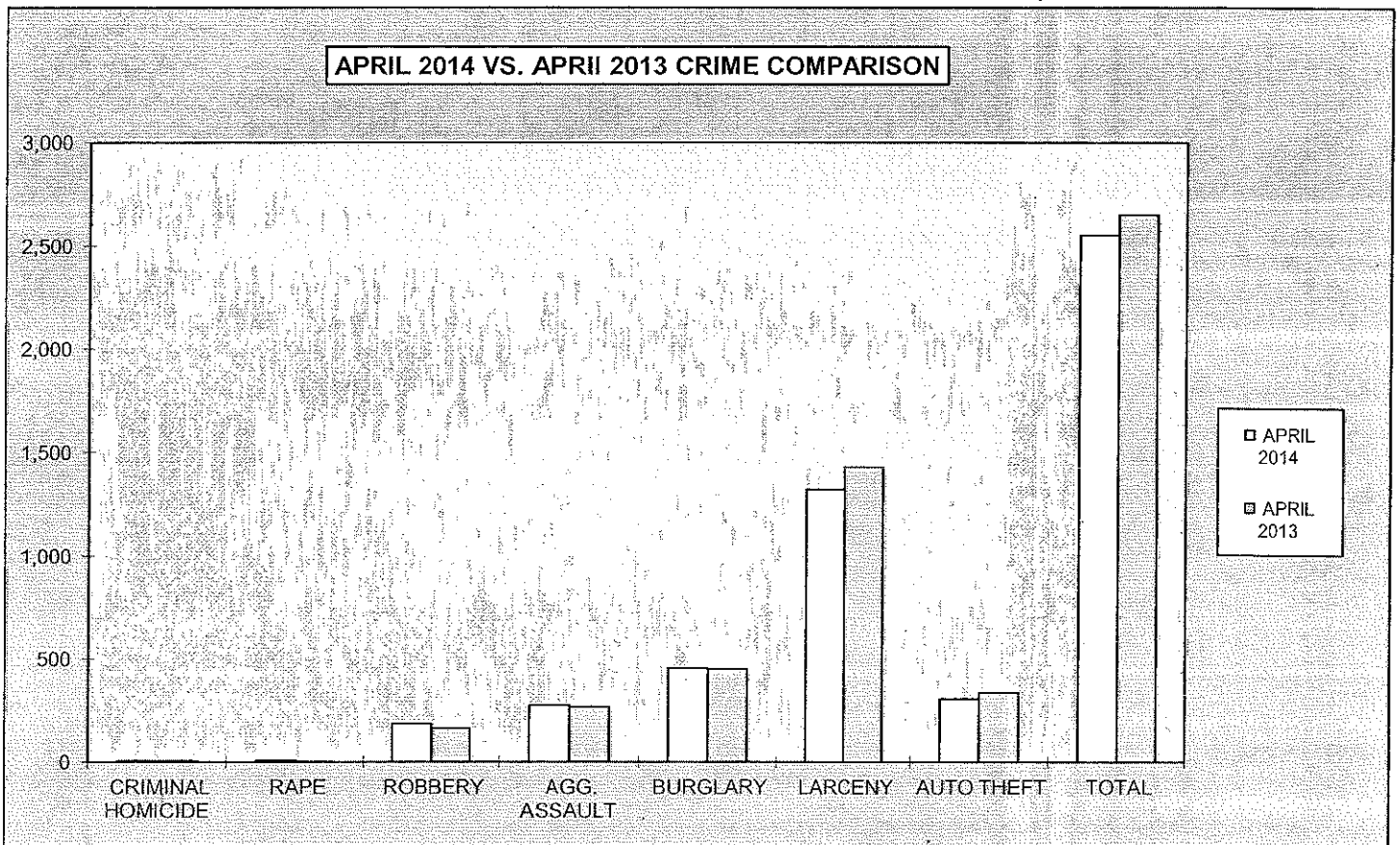
HOMICIDE BREAKDOWN BY VICTIM/OFFENDER RELATIONSHIP



* UNKNOWNNS INCLUDED IN WITH STRANGERS

**2014
MONTHLY CRIME COMPARISON**

CRIME	APRIL 2014	APRIL 2013	# DIFFERENCE	% DIFFERENCE
CRIMINAL HOMICIDE	5	6	-1	-17%
RAPE	8	1	7	700%
ROBBERY	184	162	22	14%
AGG. ASSAULT	274	266	8	3%
BURGLARY	454	450	4	1%
RESIDENCE	372	393	-21	-5%
NON-RESIDENCE	82	57	25	44%
LARCENY	1,321	1,429	-108	-8%
POCKETPICKING	8	13	-5	-38%
PURSE SNATCHING	33	63	-30	-48%
SHOPLIFTING	240	211	29	14%
FROM MOTOR VEHICLES	633	647	-14	-2%
MOTOR VEH. PARTS/ACCESSORIES	75	89	-14	-16%
BICYCLES	23	23	0	0%
FROM BUILDINGS	161	140	21	15%
FROM COIN OPERATED MACHINES	3	3	0	0%
ALL OTHER	145	240	-95	-40%
AUTO THEFT	305	336	-31	-9%
TOTAL	2,551	2,650	-99	-4%

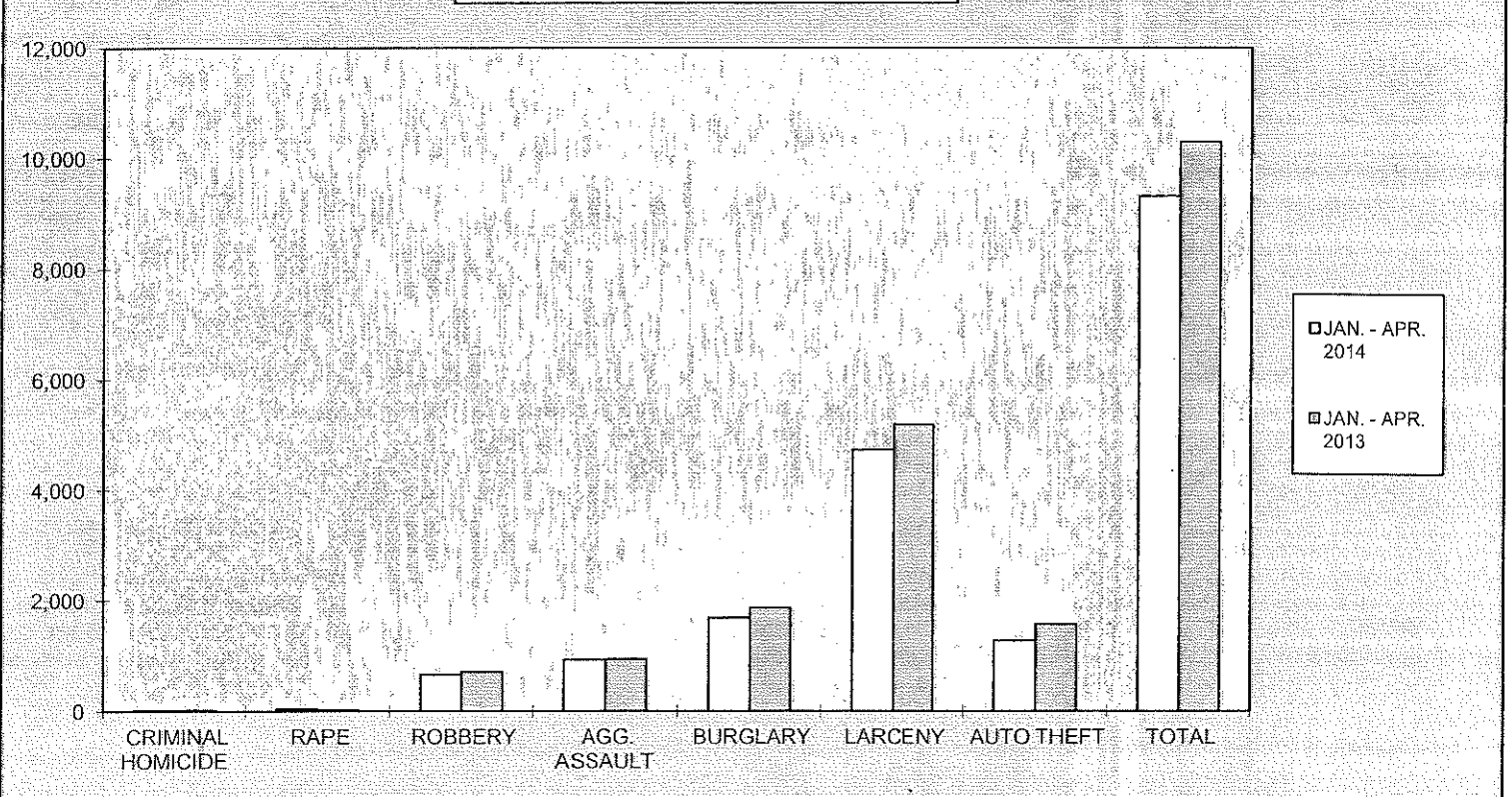


**2014
YEAR TO DATE CRIME COMPARISON**

FIRST 4 MONTHS

CRIME	JAN - APR 2014	JAN - APR 2013	# DIFFERENCE	% DIFFERENCE
CRIMINAL HOMICIDE	22	23	-1	-4%
RAPE	43	22	21	95%
ROBBERY	654	707	-53	-7%
AGG. ASSAULT	923	933	-10	-1%
BURGLARY	1,678	1,861	-183	-10%
RESIDENCE	1,368	1,617	-249	-15%
NON-RESIDENCE	310	244	66	27%
LARCENY	4,728	5,192	-464	-9%
POCKETPICKING	28	35	-7	-20%
PURSE SNATCHING	90	165	-75	-45%
SHOPLIFTING	893	853	40	5%
FROM MOTOR VEHICLES	2,212	2,302	-90	-4%
MOTOR VEH. PARTS/ACCESSORIES	289	392	-103	-26%
BICYCLES	70	67	3	4%
FROM BUILDINGS	549	562	-13	-2%
FROM COIN OPERATED MACHINES	9	8	1	13%
ALL OTHER	588	808	-220	-27%
AUTO THEFT	1,265	1,560	-295	-19%
TOTAL	9,313	10,298	-985	-10%

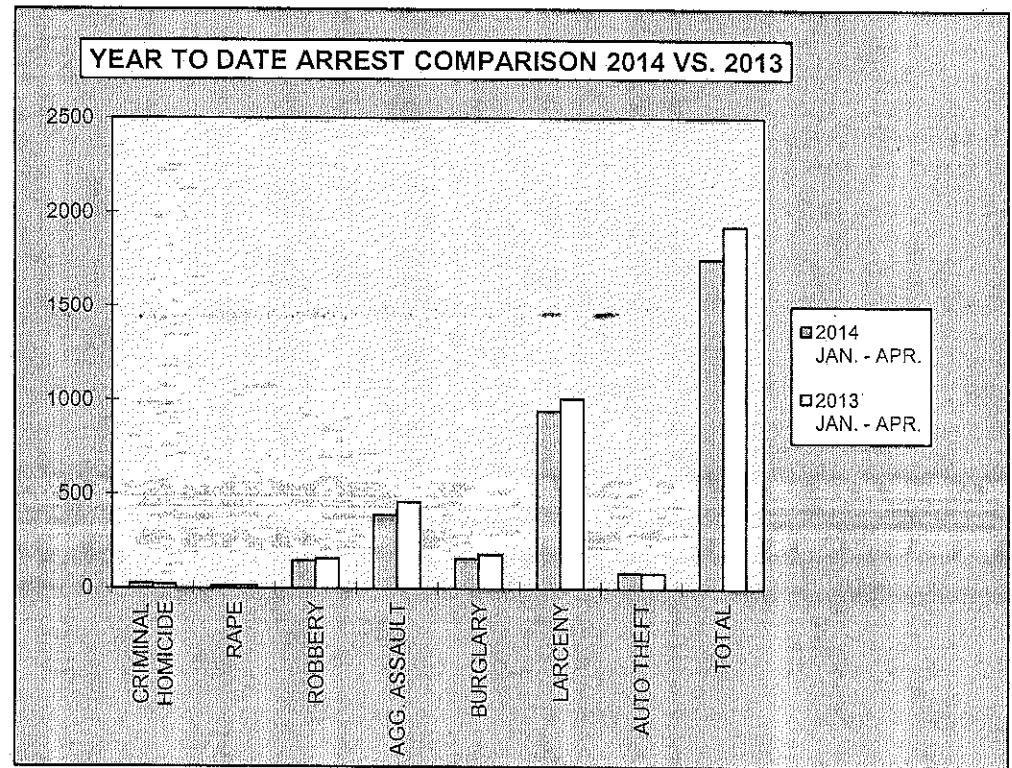
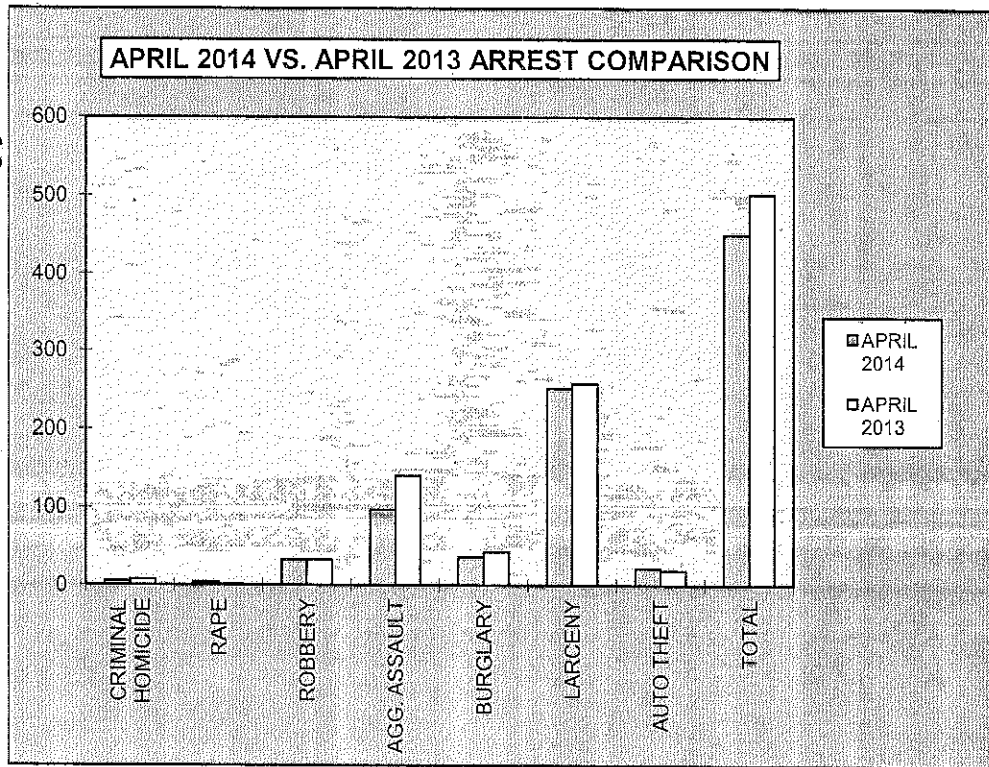
YEAR TO DATE CRIME COMPARISON



2014 ARREST COMPARISON

APRIL ARREST COMPARISON				
CRIME	APRIL 2014	APRIL 2013	# DIFFERENCE	% DIFFERENCE
CRIMINAL HOMICIDE	5	7	-2	-29%
RAPE	4	1	3	300%
ROBBERY	33	33	0	0%
AGG. ASSAULT	97	141	-44	-31%
BURGLARY	37	43	-6	-14%
LARCENY	252	258	-6	-2%
AUTO THEFT	22	19	3	16%
TOTAL	450	502	-52	-10%

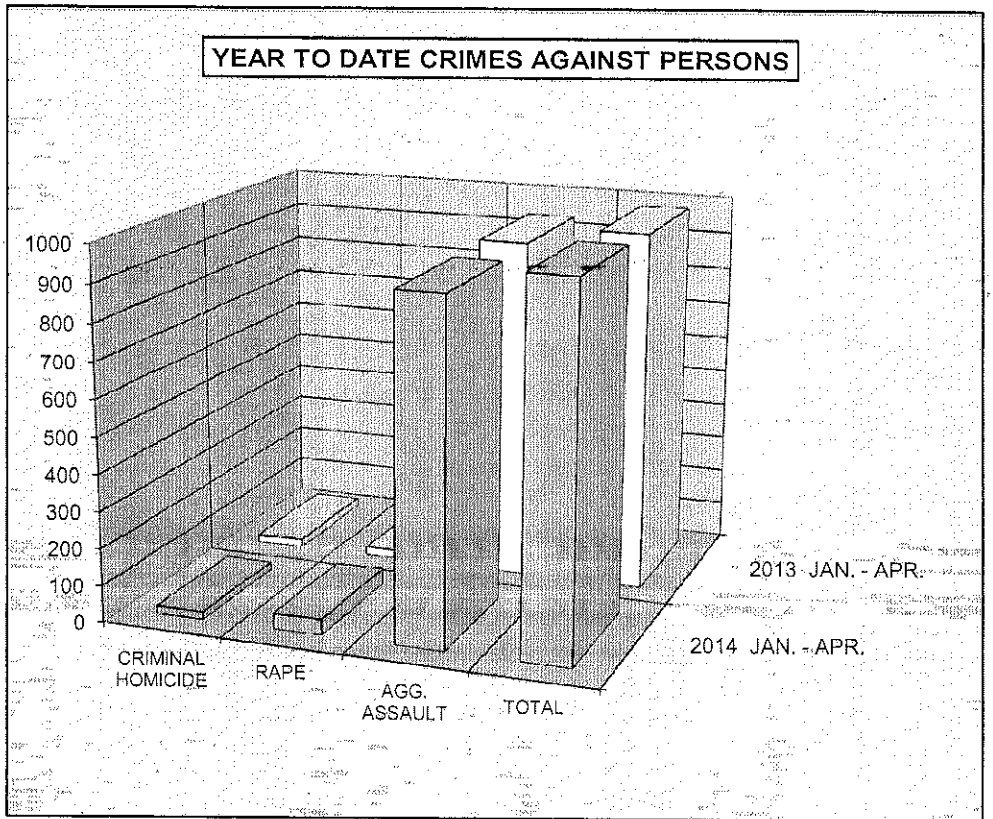
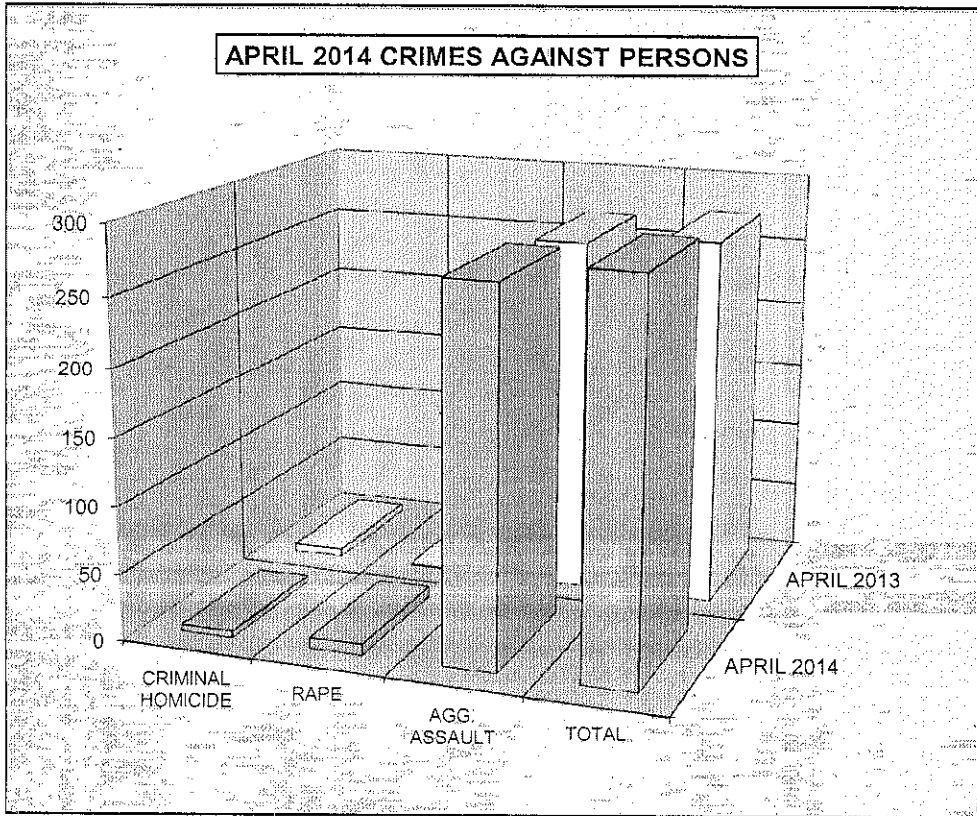
FIRST 4 MONTHS ARREST COMPARISON				
CRIME	2014 JAN - APR.	2013 JAN - APR.	# DIFFERENCE	% DIFFERENCE
CRIMINAL HOMICIDE	26	22	4	18%
RAPE	13	14	-1	-7%
ROBBERY	147	159	-12	-8%
AGG. ASSAULT	389	462	-73	-16%
BURGLARY	158	182	-24	-13%
LARCENY	942	1,009	-67	-7%
AUTO THEFT	81	79	2	3%
TOTAL	1,756	1,927	-171	-9%



**2014
CRIME COMPARISON
CRIMES AGAINST PERSONS**

APRIL				
CRIME	APRIL 2014	APRIL 2013	# DIFFERENCE	% DIFFERENCE
CRIMINAL HOMICIDE	5	6	-1	-17%
RAPE	8	1	7	700%
AGG. ASSAULT	274	266	8	3%
TOTAL	287	273	14	5%

FIRST 4 MONTHS				
CRIME	2014 JAN. - APR.	2013 JAN. - APR.	# DIFFERENCE	% DIFFERENCE
CRIMINAL HOMICIDE	22	23	-1	-4%
RAPE	43	22	21	95%
AGG. ASSAULT	923	933	-10	-1%
TOTAL	988	978	10	1%




**2014
CRIME COMPARISON
CRIMES AGAINST PROPERTY**

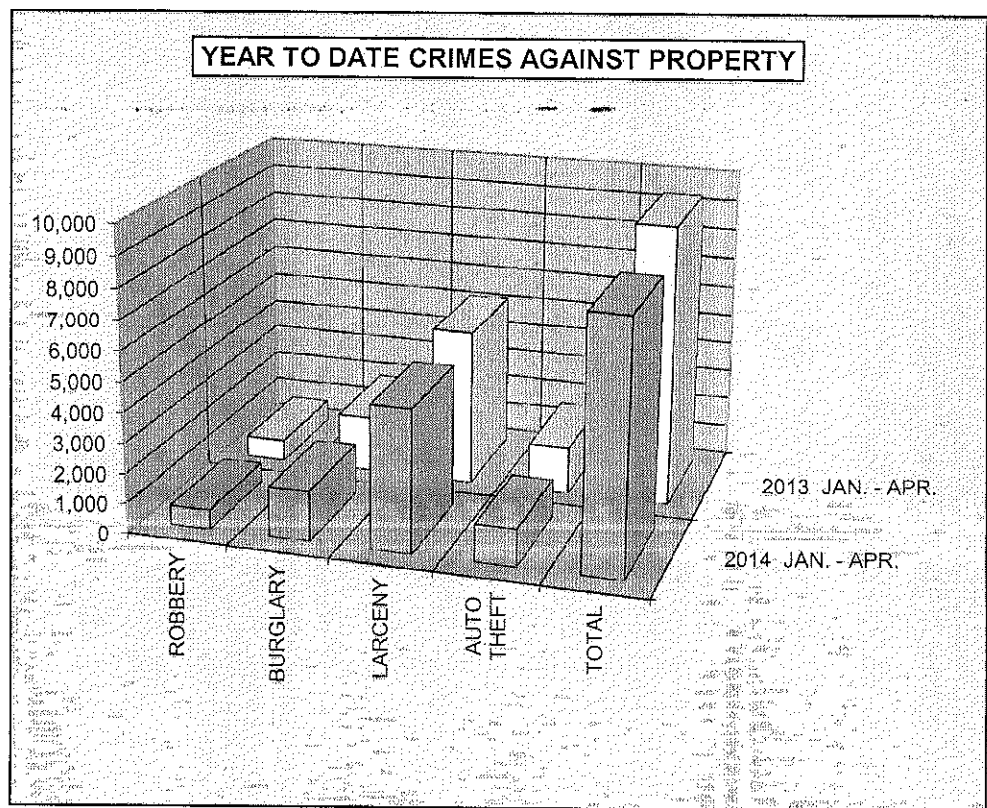
APRIL				
CRIME	APRIL 2014	APRIL 2013	# DIFFERENCE	% DIFFERENCE
ROBBERY	184	162	22	14%
BURGLARY	454	450	4	1%
LARCENY	1,321	1,429	-108	-8%
AUTO THEFT	305	336	-31	-9%
TOTAL	2,264	2,377	-113	-5%

FIRST 4 MONTHS				
CRIME	2014 JAN - APR	2013 JAN - APR	# DIFFERENCE	% DIFFERENCE
ROBBERY	654	707	-53	-7%
BURGLARY	1,678	1,861	-183	-10%
LARCENY	4,728	5,192	-464	-9%
AUTO THEFT	1,265	1,560	-295	-19%
TOTAL	8,325	9,320	-995	-11%

APRIL 2014 CRIMES AGAINST PROPERTY




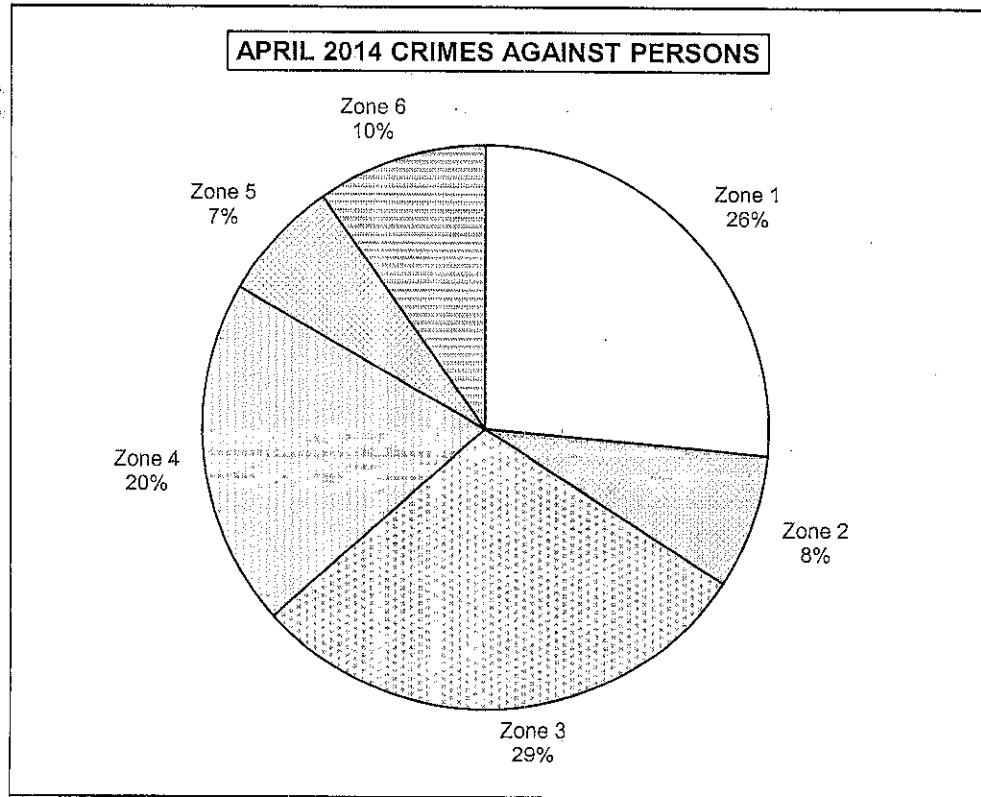
YEAR TO DATE CRIMES AGAINST PROPERTY



**2014
AREA BREAKDOWN
CRIMES AGAINST PERSONS AND PROPERTY**

APRIL 2014 CRIMES AGAINST PERSONS BY ZONE						
CRIME	Zone 1	Zone 2	Zone 3	Zone 4	Zone 5	Zone 6
CRIMINAL HOMICIDE	1	2	1	1	0	0
RAPE	3	1	1	1	0	2
AGG. ASSAULT	72	19	82	55	20	26
TOTAL CRIMES AGAINST PERSONS	76	22	84	57	20	28

APRIL 2014 CRIMES AGAINST PROPERTY BY ZONE						
CRIME	Zone 1	Zone 2	Zone 3	Zone 4	Zone 5	Zone 6
ROBBERY	29	17	37	46	27	28
BURGLARY	81	59	110	122	25	57
LARCENY	150	292	151	193	311	224
AUTO THEFT	66	31	59	80	37	32
TOTAL CRIMES AGAINST PROPERTY	326	399	357	441	400	341

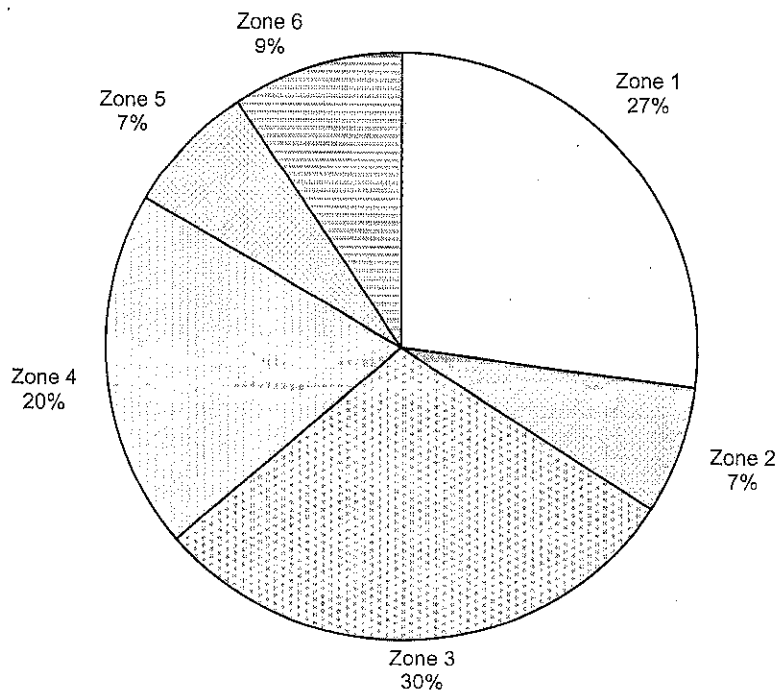


**2014
YEAR TO DATE AREA BREAKDOWN
CRIMES AGAINST PERSONS AND PROPERTY**

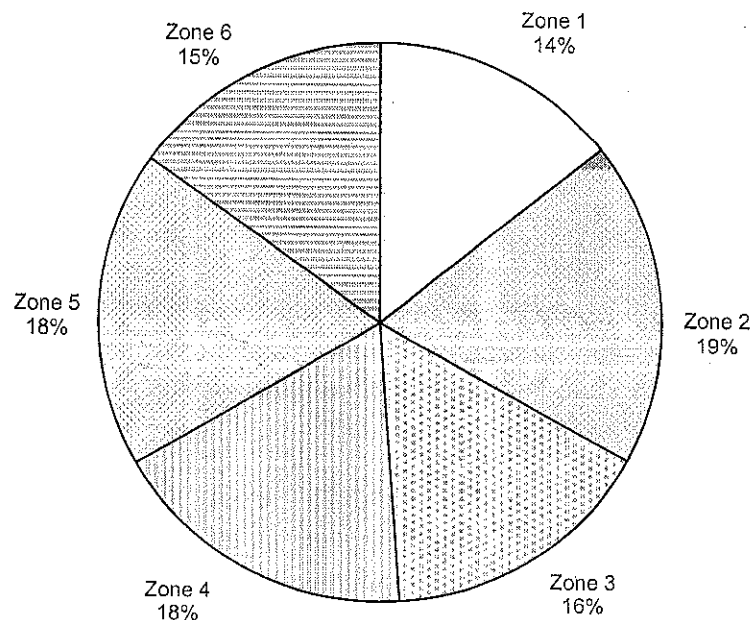
FIRST 4 MONTHS 2014 CRIMES AGAINST PERSONS BY ZONE						
CRIME	Zone 1	Zone 2	Zone 3	Zone 4	Zone 5	Zone 6
CRIMINAL HOMICIDE	11	2	7	1	1	0
RAPE	14	5	1	13	3	7
AGG. ASSAULT	242	62	286	179	68	86
TOTAL CRIMES AGAINST PERSONS	267	69	294	193	72	93

FIRST 4 MONTHS 2014 CRIMES AGAINST PROPERTY BY ZONE						
CRIME	Zone 1	Zone 2	Zone 3	Zone 4	Zone 5	Zone 6
ROBBERY	147	86	123	132	91	75
BURGLARY	311	208	371	426	89	273
LARCENY	521	1,137	529	612	1,181	748
AUTO THEFT	214	120	300	313	150	168
TOTAL CRIMES AGAINST PROPERTY	1,193	1,551	1,323	1,483	1,511	1,264

2014 YEAR TO DATE CRIMES AGAINST PERSONS

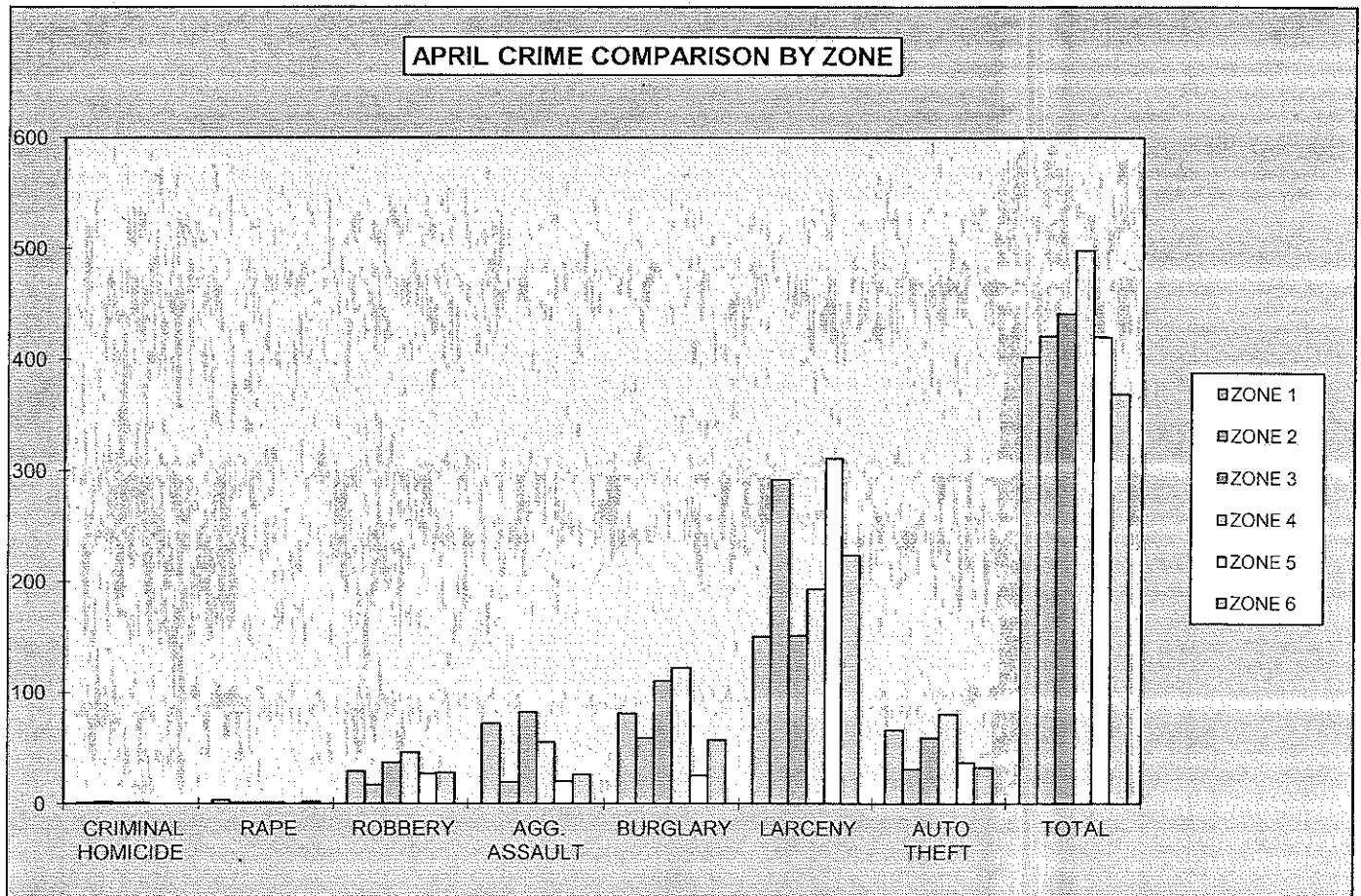


2014 YEAR TO DATE CRIMES AGAINST PROPERTY



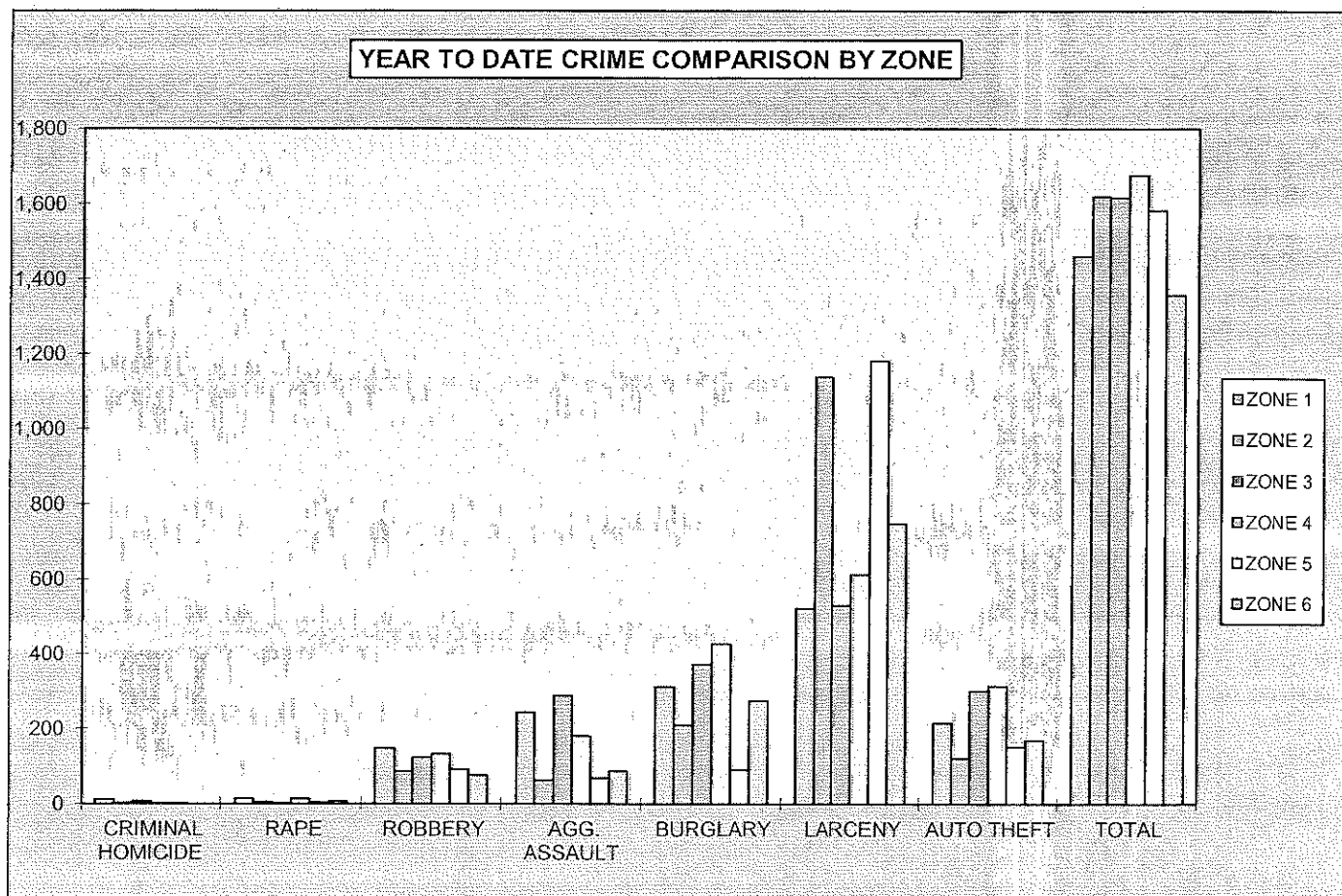
**2014
AREA BREAKDOWN**

APRIL CRIME COMPARISON BY ZONE						
CRIME	ZONE 1	ZONE 2	ZONE 3	ZONE 4	ZONE 5	ZONE 6
CRIMINAL HOMICIDE	1	2	1	1	0	0
RAPE	3	1	1	1	0	2
ROBBERY	29	17	37	46	27	28
AGG. ASSAULT	72	19	82	55	20	26
BURGLARY	81	59	110	122	25	57
RESIDENCE	74	42	84	109	14	49
NON-RESIDENCE	7	17	26	13	11	8
LARCENY	150	292	151	193	311	224
POCKETPICKING	3	3	0	1	1	0
PURSE SNATCHING	6	2	6	7	8	4
SHOPLIFTING	48	70	24	44	25	29
FROM MOTOR VEHICLES	45	141	54	65	195	133
MOTOR VEH. PARTS/ACCESSORIES	14	11	10	9	17	14
BICYCLES	0	2	2	3	8	8
FROM BUILDINGS	17	34	22	36	37	15
FROM COIN OPERATED MACHINES	0	1	0	1	0	1
ALL OTHER	17	28	33	27	20	20
AUTO THEFT	66	31	59	80	37	32
TOTAL	402	421	441	498	420	369



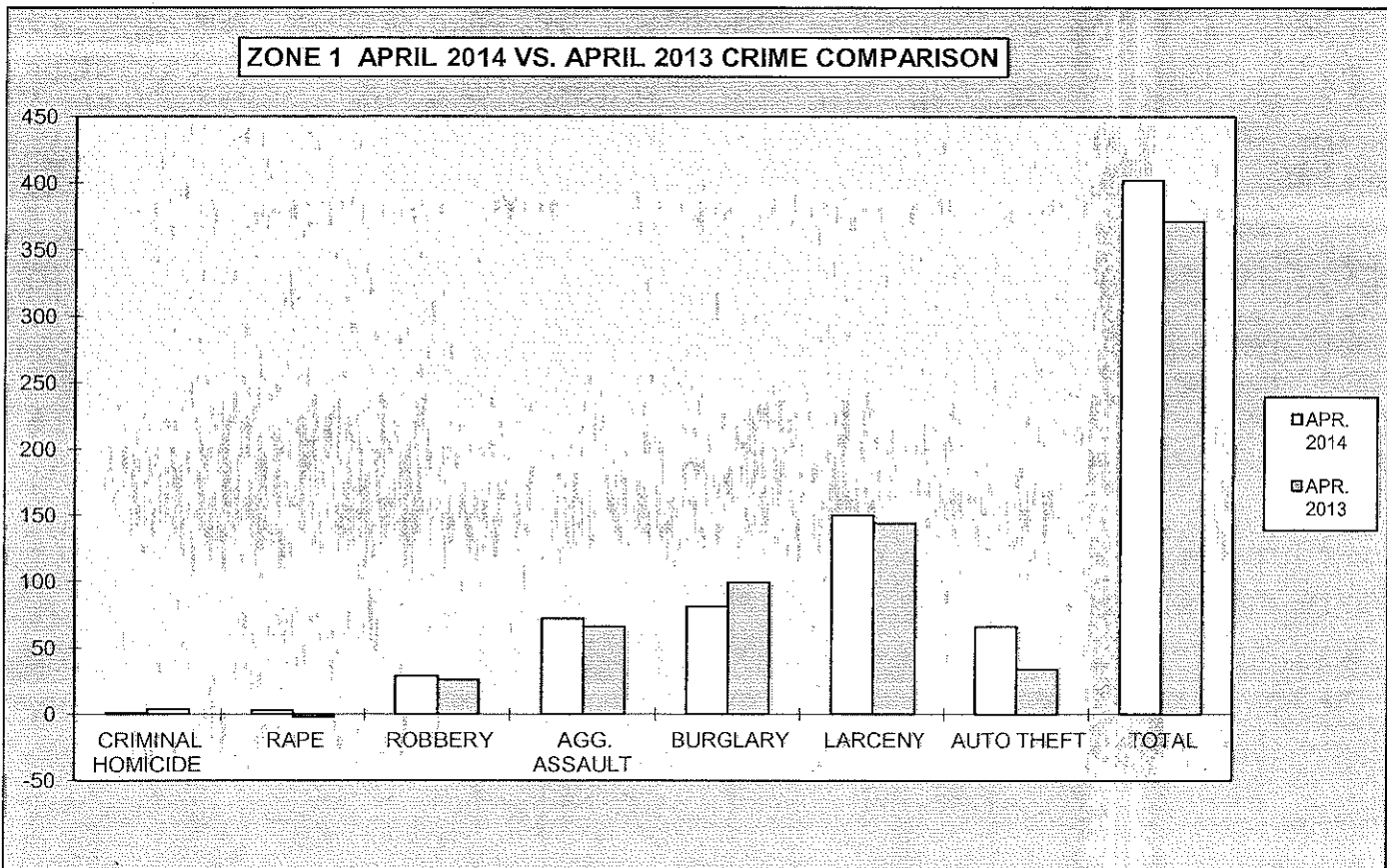
**2014
YEAR TO DATE AREA BREAKDOWN**

FIRST 4 MONTHS CRIME COMPARISON BY ZONE						
CRIME	ZONE 1	ZONE 2	ZONE 3	ZONE 4	ZONE 5	ZONE 6
CRIMINAL HOMICIDE	11	2	7	1	1	0
RAPE	14	5	1	13	3	7
ROBBERY	147	86	123	132	91	75
AGG. ASSAULT	242	62	286	179	68	86
BURGLARY	311	208	371	426	89	273
RESIDENCE	280	152	296	373	46	221
NON-RESIDENCE	31	56	75	53	43	52
LARCENY	521	1,137	529	612	1,181	748
POCKETPICKING	4	10	4	2	6	2
PURSE SNATCHING	12	7	16	18	25	12
SHOPLIFTING	145	273	84	141	114	136
FROM MOTOR VEHICLES	140	527	223	216	712	394
MOTOR VEH. PARTS/ACCESSORIES	52	44	55	53	47	38
BICYCLES	1	7	3	5	31	23
FROM BUILDINGS	76	142	55	80	137	59
FROM COIN OPERATED MACHINES	2	1	0	2	1	3
ALL OTHER	89	126	89	95	108	81
AUTO THEFT	214	120	300	313	150	168
TOTAL	1,460	1,620	1,617	1,676	1,583	1,357



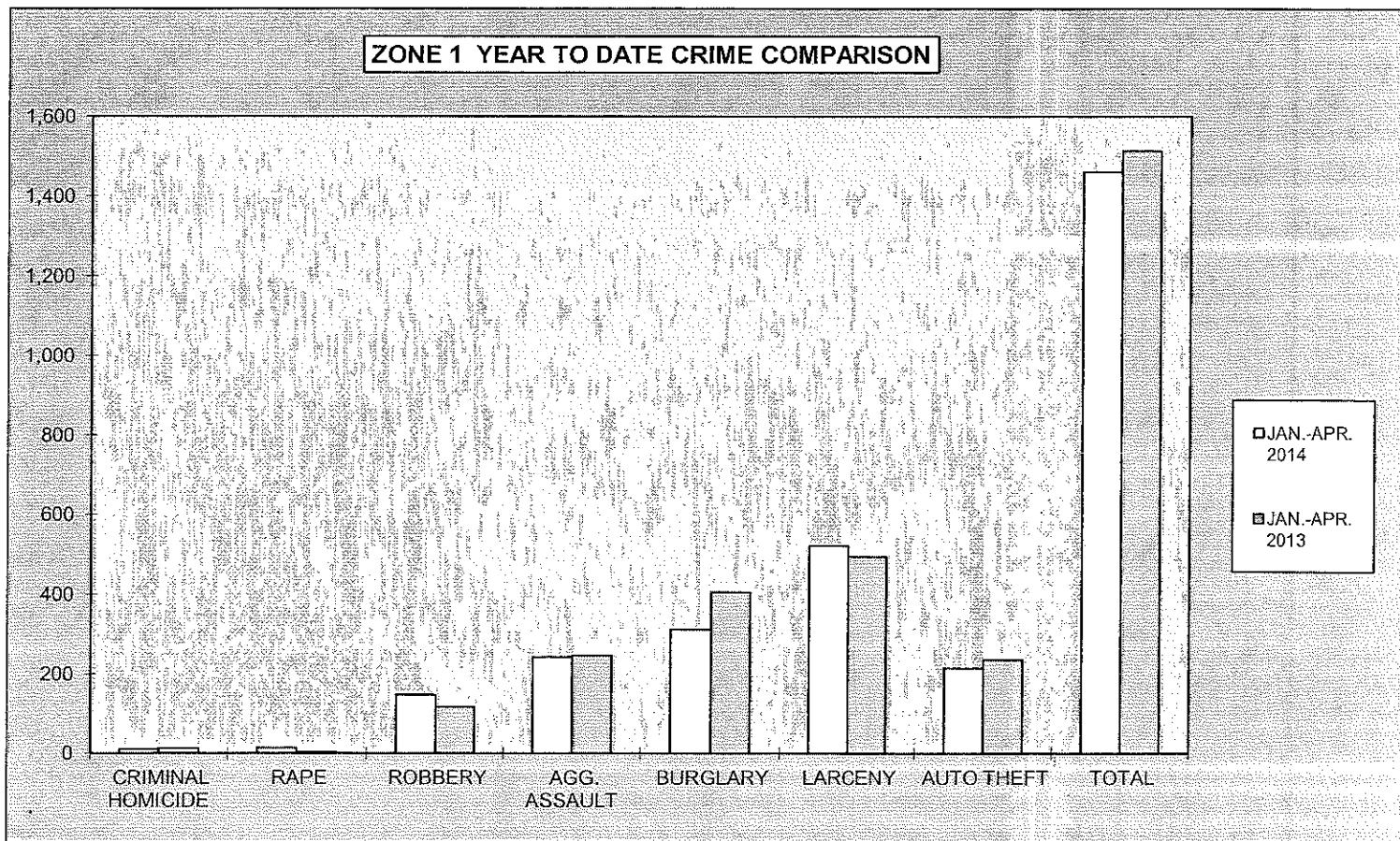
**2014
MONTHLY CRIME COMPARISON**

ZONE 1					
CRIME	APR. 2014	APR. 2013	# DIFFERENCE	% DIFFERENCE	
CRIMINAL HOMICIDE	1	4	-3	-75%	
RAPE	3	-2	5	-250%	
ROBBERY	29	26	3	12%	
AGG. ASSAULT	72	66	6	9%	
BURGLARY	81	99	-18	-18%	
RESIDENCE	74	83	-9	-11%	
NON-RESIDENCE	7	16	-9	-56%	
LARCENY	150	144	6	4%	
POCKETPICKING	3	1	2	200%	
PURSE SNATCHING	6	16	-10	-63%	
SHOPLIFTING	48	29	19	66%	
FROM MOTOR VEHICLES	45	32	13	41%	
MOTOR VEH. PARTS/ACCESSORIES	14	11	3	27%	
BICYCLES	0	1	-1	-100%	
FROM BUILDINGS	17	14	3	21%	
FROM COIN OPERATED MACHINES	0	0	0	0%	
ALL OTHER	17	40	-23	-58%	
AUTO THEFT	66	34	32	94%	
TOTAL	402	371	31	8%	



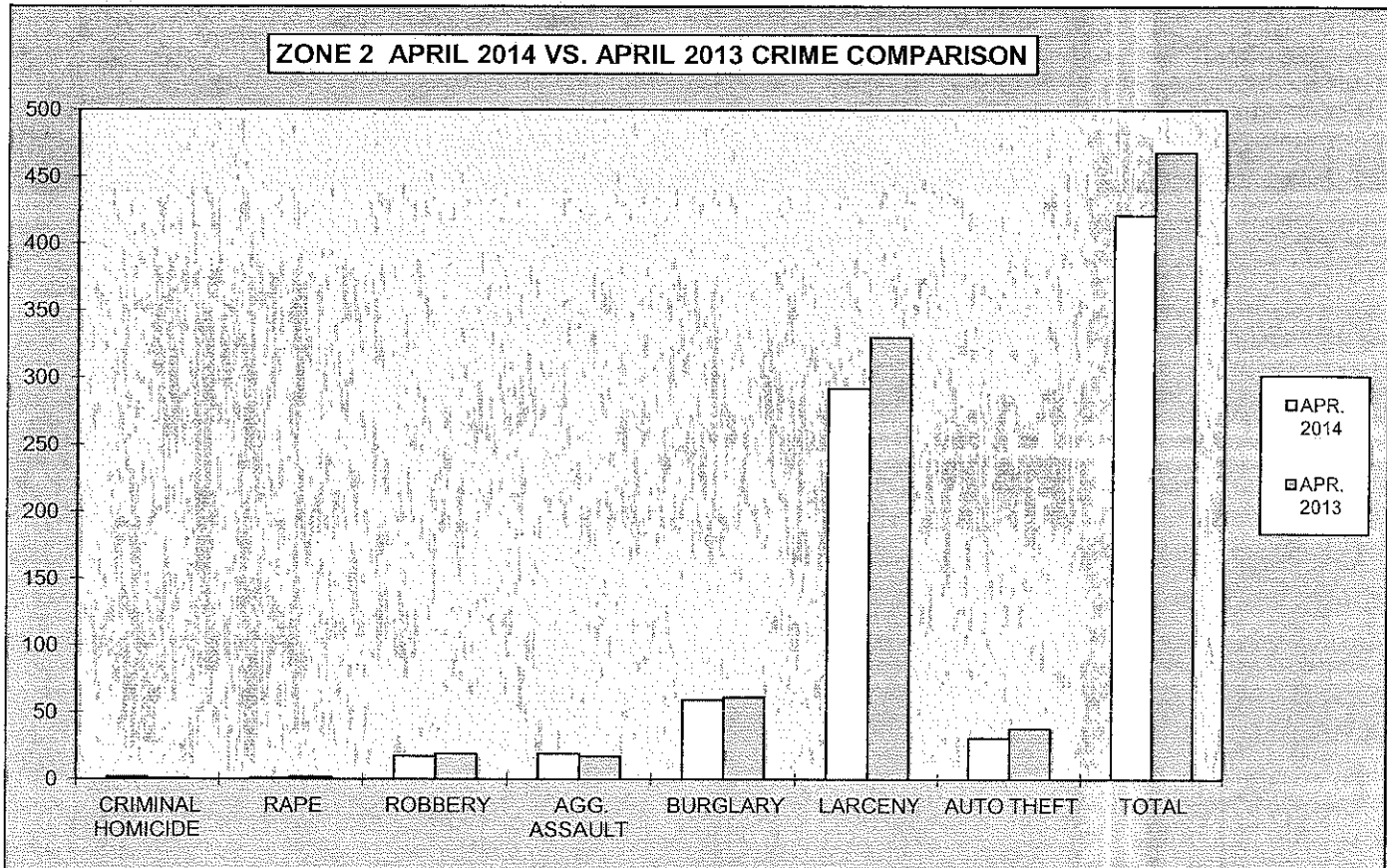
**2014
YEAR TO DATE CRIME COMPARISON**

ZONE 1					
CRIME	JAN.-APR. 2014	JAN.-APR. 2013	# DIFFERENCE	% DIFFERENCE	
CRIMINAL HOMICIDE	11	13	-2	-15%	
RAPE	14	3	11	367%	
ROBBERY	147	117	30	26%	
AGG. ASSAULT	242	246	-4	-2%	
BURGLARY	311	405	-94	-23%	
RESIDENCE	280	366	-86	-23%	
NON-RESIDENCE	31	39	-8	-21%	
LARCENY	521	494	27	5%	
POCKETPICKING	4	2	2	100%	
PURSE SNATCHING	12	30	-18	-60%	
SHOPLIFTING	145	89	56	63%	
FROM MOTOR VEHICLES	140	138	2	1%	
MOTOR VEH. PARTS/ACCESSORIES	52	54	-2	-4%	
BICYCLES	1	3	-2	-67%	
FROM BUILDINGS	76	47	29	62%	
FROM COIN OPERATED MACHINES	2	0	2	100%	
ALL OTHER	89	131	-42	-32%	
AUTO THEFT	214	235	-21	-9%	
TOTAL	1,460	1,513	-53	-4%	



2014
MONTHLY CRIME COMPARISON

ZONE 2				
CRIME	APR. 2014	APR. 2013	# DIFFERENCE	% DIFFERENCE
CRIMINAL HOMICIDE	2	1	1	100%
RAPE	1	2	-1	-50%
ROBBERY	17	19	-2	-11%
AGG. ASSAULT	19	17	2	12%
BURGLARY	59	61	-2	-3%
RESIDENCE	42	53	-11	-21%
NON-RESIDENCE	17	8	9	113%
LARCENY	292	330	-38	-12%
POCKETPICKING	3	2	1	50%
PURSE SNATCHING	2	3	-1	-33%
SHOPLIFTING	70	58	12	21%
FROM MOTOR VEHICLES	141	173	-32	-18%
MOTOR VEH. PARTS/ACCESSORIES	11	16	-5	-31%
BICYCLES	2	0	2	100%
FROM BUILDINGS	34	36	-2	-6%
FROM COIN OPERATED MACHINES	1	0	1	100%
ALL OTHER	28	42	-14	-33%
AUTO THEFT	31	38	-7	-18%
TOTAL	421	468	-47	-10%

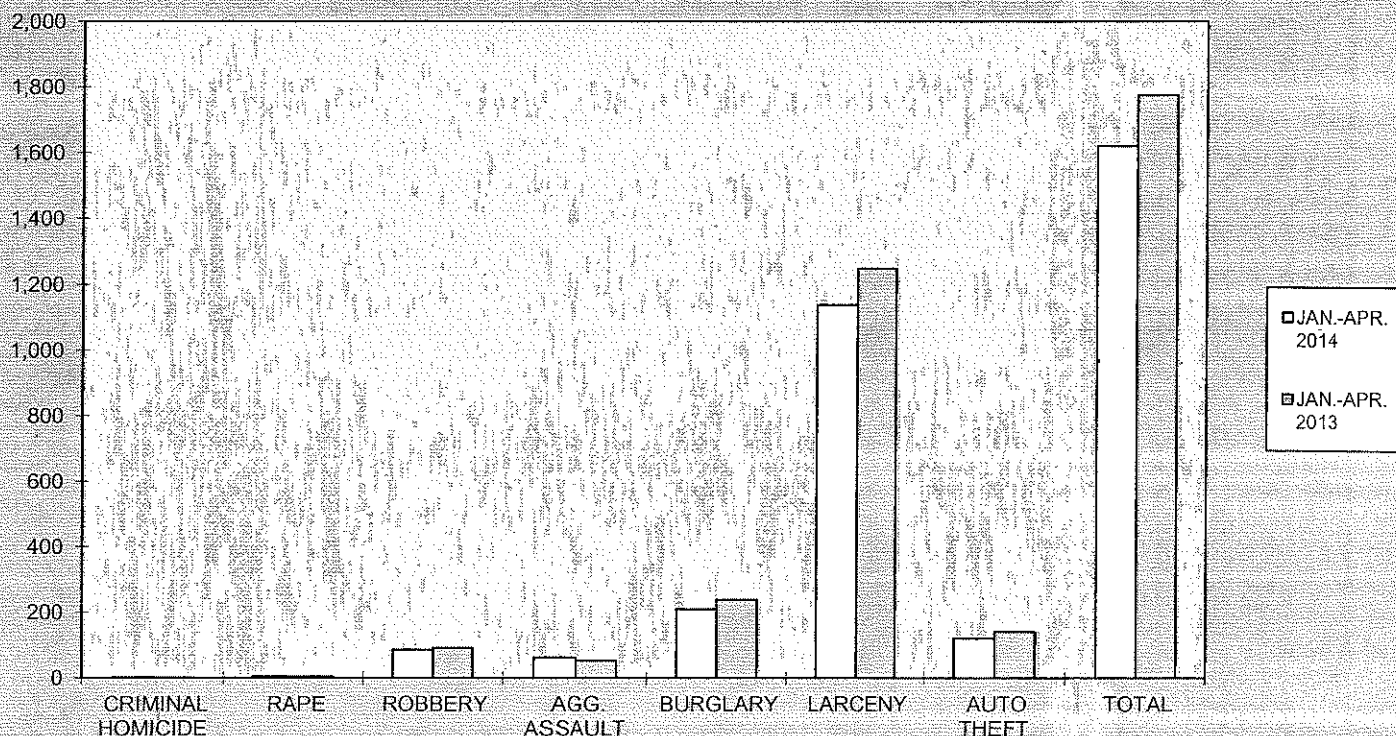


**2014
YEAR TO DATE CRIME COMPARISON**

ZONE 2

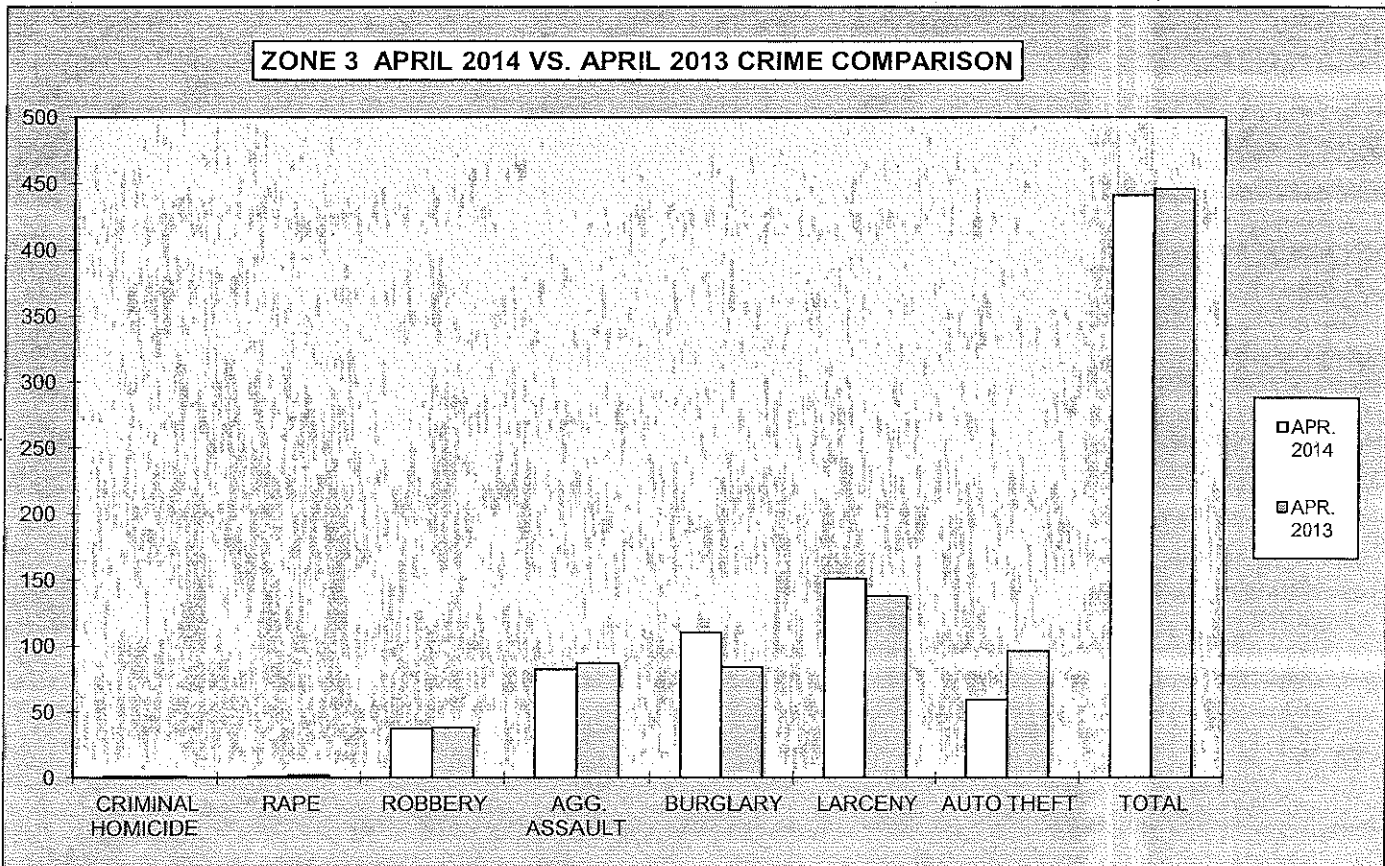
CRIME	JAN -APR. 2014	JAN -APR. 2013	# DIFFERENCE	% DIFFERENCE
CRIMINAL HOMICIDE	2	1	1	100%
RAPE	5	5	0	0%
ROBBERY	86	91	-5	-5%
AGG. ASSAULT	62	52	10	19%
BURGLARY	208	237	-29	-12%
RESIDENCE	152	183	-31	-17%
NON-RESIDENCE	56	54	2	4%
LARCENY	1,137	1,248	-111	-9%
POCKETPICKING	10	4	6	150%
PURSE SNATCHING	7	13	-6	-46%
SHOPLIFTING	273	276	-3	-1%
FROM MOTOR VEHICLES	527	625	-98	-16%
MOTOR VEH. PARTS/ACCESSORIES	44	63	-19	-30%
BICYCLES	7	5	2	40%
FROM BUILDINGS	142	147	-5	-3%
FROM COIN OPERATED MACHINES	1	0	1	100%
ALL OTHER	126	115	11	10%
AUTO THEFT	120	140	-20	-14%
TOTAL	1,620	1,774	-154	-9%

ZONE 2 YEAR TO DATE CRIME COMPARISON



**2014
MONTHLY CRIME COMPARISON**

ZONE 3				
CRIME	APR. 2014	APR. 2013	# DIFFERENCE	% DIFFERENCE
CRIMINAL HOMICIDE	1	1	0	0%
RAPE	1	2	-1	-50%
ROBBERY	37	38	-1	-3%
AGG. ASSAULT	82	87	-5	-6%
BURGLARY	110	84	26	31%
RESIDENCE	84	75	9	12%
NON-RESIDENCE	26	9	17	189%
LARCENY	151	138	13	9%
POCKETPICKING	0	0	0	0%
PURSE SNATCHING	6	3	3	100%
SHOPLIFTING	24	15	9	60%
FROM MOTOR VEHICLES	54	55	-1	-2%
MOTOR VEH. PARTS/ACCESSORIES	10	13	-3	-23%
BICYCLES	2	0	2	100%
FROM BUILDINGS	22	15	7	47%
FROM COIN OPERATED MACHINES	0	0	0	0%
ALL OTHER	33	37	-4	-11%
AUTO THEFT	59	96	-37	-39%
TOTAL	441	446	-5	-1%

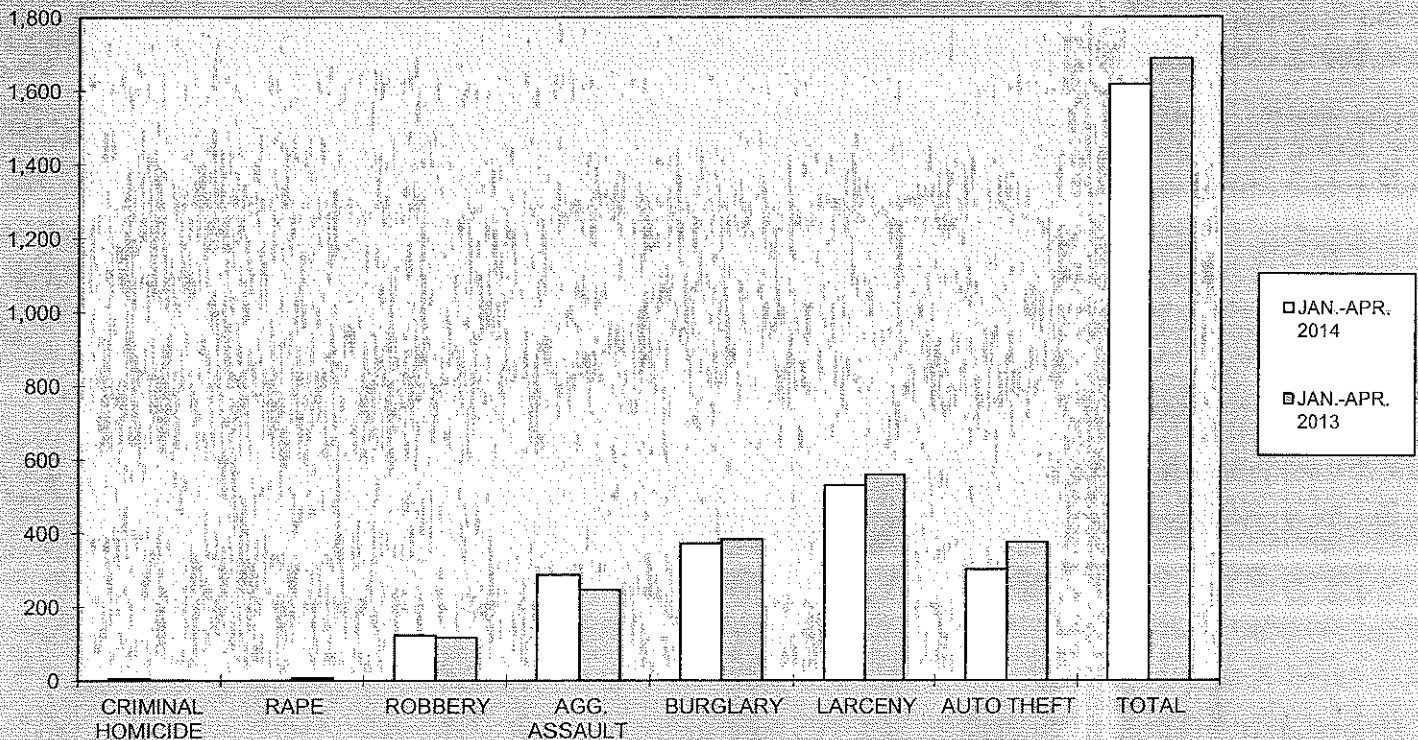


**2014
YEAR TO DATE CRIME COMPARISON**

ZONE 3

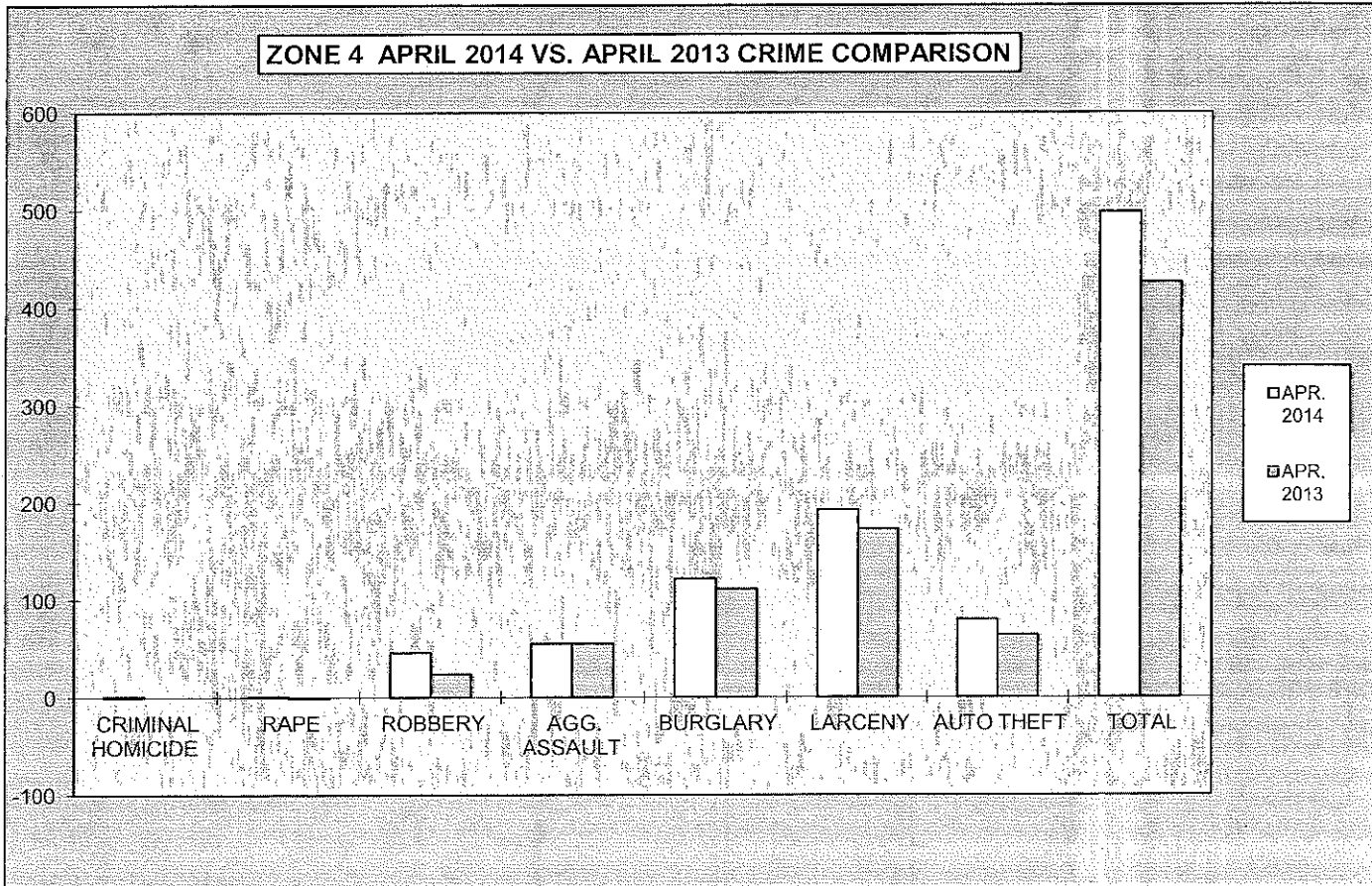
CRIME	JAN.-APR. 2014	JAN.-APR. 2013	# DIFFERENCE	% DIFFERENCE
CRIMINAL HOMICIDE	7	2	5	250%
RAPE	1	8	-7	-88%
ROBBERY	123	117	6	5%
AGG. ASSAULT	286	246	40	16%
BURGLARY	371	382	-11	-3%
RESIDENCE	296	342	-46	-13%
NON-RESIDENCE	75	40	35	88%
LARCENY	529	558	-29	-5%
POCKETPICKING	4	6	-2	-33%
PURSE SNATCHING	16	15	1	7%
SHOPLIFTING	84	64	20	31%
FROM MOTOR VEHICLES	223	184	39	21%
MOTOR VEH. PARTS/ACCESSORIES	55	60	-5	-8%
BICYCLES	3	3	0	0%
FROM BUILDINGS	55	71	-16	-23%
FROM COIN OPERATED MACHINES	0	0	0	0%
ALL OTHER	89	155	-66	-43%
AUTO THEFT	300	374	-74	-20%
TOTAL	1,617	1,687	-70	-4%

ZONE 3 YEAR TO DATE CRIME COMPARISON



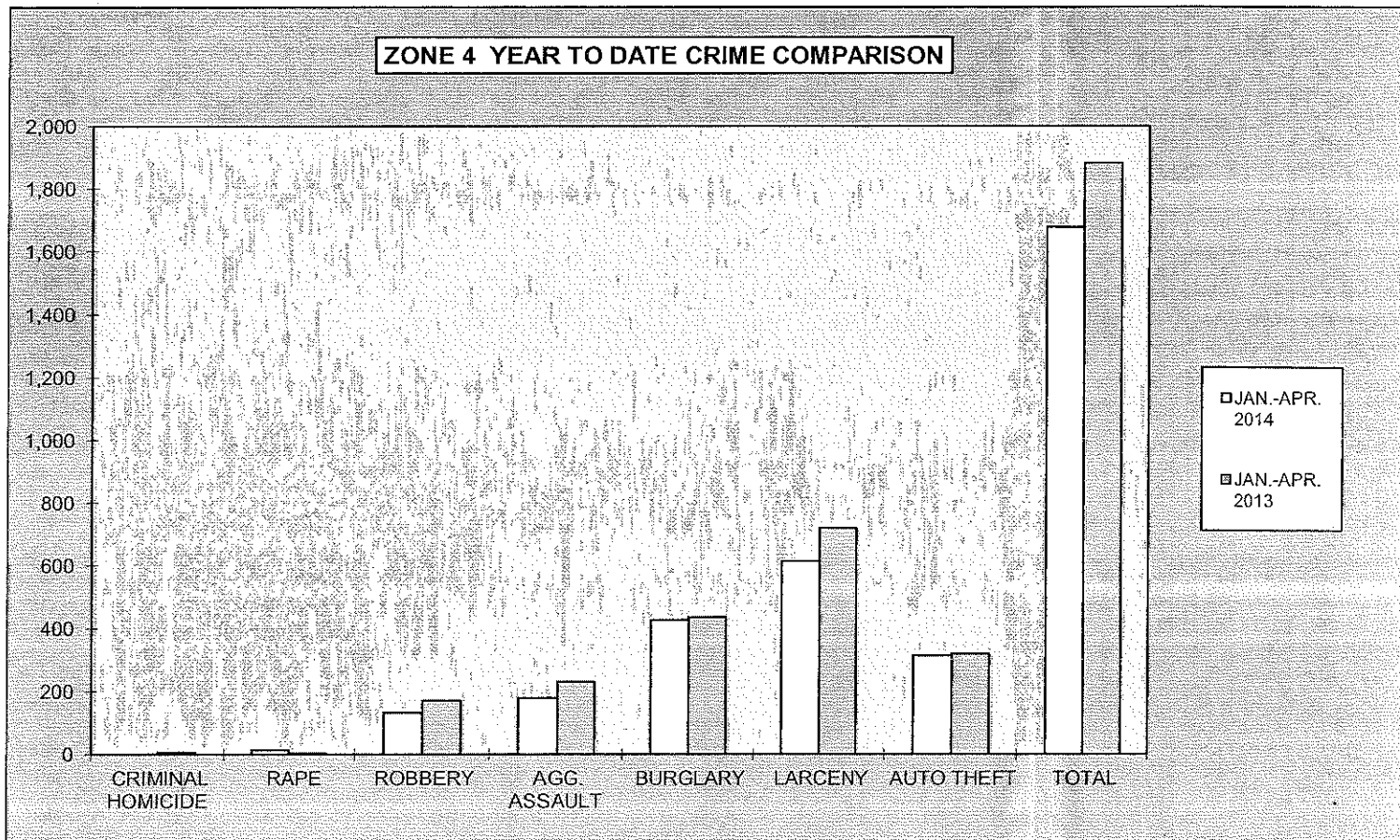
**2014
MONTHLY CRIME COMPARISON**

ZONE 4					
CRIME	APR. 2014	APR. 2013	# DIFFERENCE	% DIFFERENCE	
CRIMINAL HOMICIDE	1	0	1	100%	
RAPE	1	-1	2	200%	
ROBBERY	46	24	22	92%	
AGG. ASSAULT	55	55	0	0%	
BURGLARY	122	111	11	10%	
RESIDENCE	109	106	3	3%	
NON-RESIDENCE	13	5	8	160%	
LARCENY	193	173	20	12%	
POCKETPICKING	1	0	1	100%	
PURSE SNATCHING	7	10	-3	-30%	
SHOPLIFTING	44	39	5	13%	
FROM MOTOR VEHICLES	65	44	21	48%	
MOTOR VEH. PARTS/ACCESSORIES	9	11	-2	-18%	
BICYCLES	3	3	0	0%	
FROM BUILDINGS	36	14	22	157%	
FROM COIN OPERATED MACHINES	1	1	0	0%	
ALL OTHER	27	51	-24	-47%	
AUTO THEFT	80	64	16	25%	
TOTAL	498	426	72	17%	



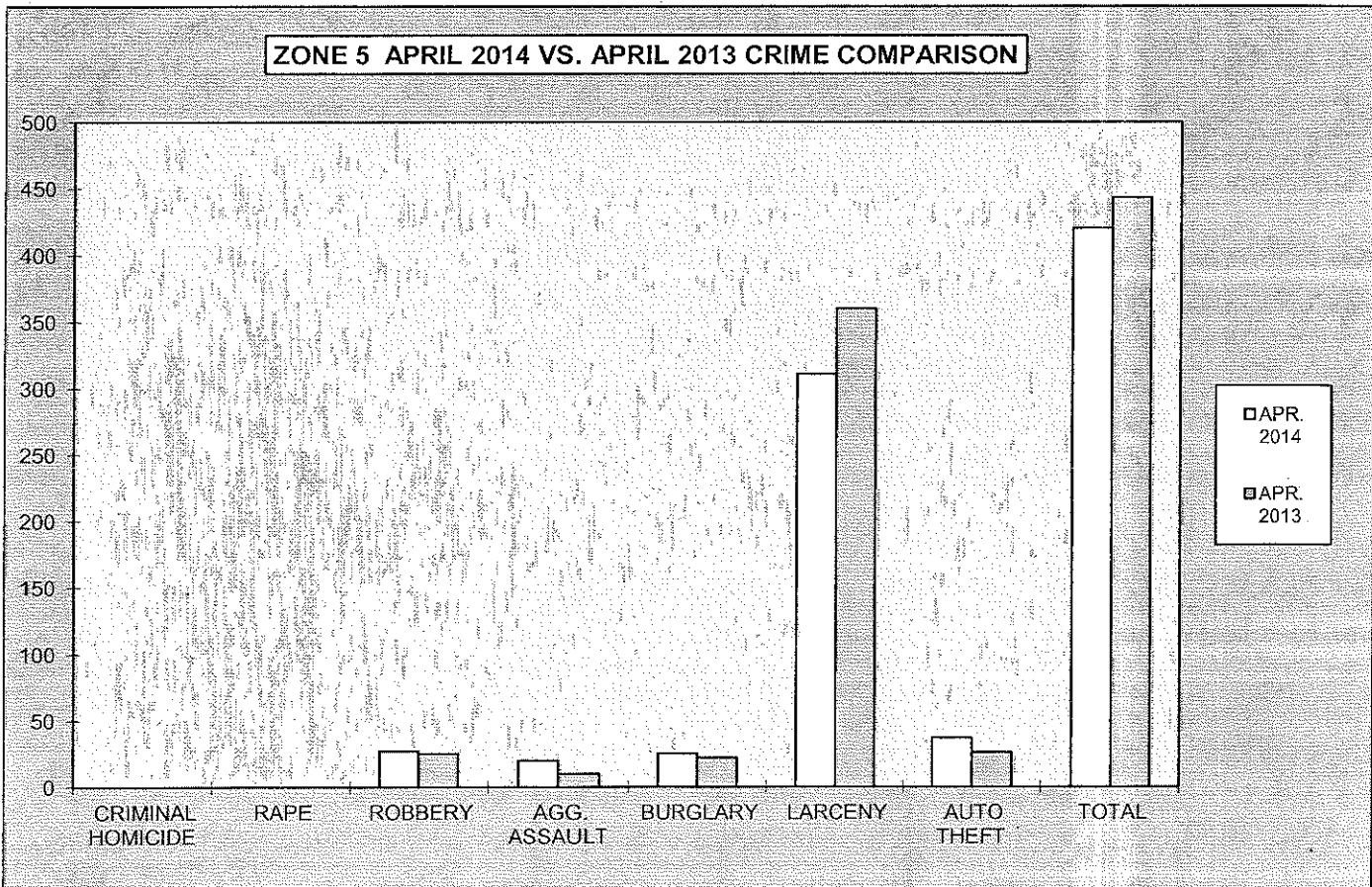
**2014
YEAR TO DATE CRIME COMPARISON**

ZONE 4				
CRIME	JAN.-APR. 2014	JAN.-APR. 2013	# DIFFERENCE	% DIFFERENCE
CRIMINAL HOMICIDE	1	6	-5	-83%
RAPE	13	4	9	225%
ROBBERY	132	171	-39	-23%
AGG. ASSAULT	179	230	-51	-22%
BURGLARY	426	434	-8	-2%
RESIDENCE	373	410	-37	-9%
NON-RESIDENCE	53	24	29	121%
LARCENY	612	718	-106	-15%
POCKETPICKING	2	1	1	100%
PURSE SNATCHING	18	27	-9	-33%
SHOPLIFTING	141	160	-19	-12%
FROM MOTOR VEHICLES	216	209	7	3%
MOTOR VEH. PARTS/ACCESSORIES	53	56	-3	-5%
BICYCLES	5	8	-3	-38%
FROM BUILDINGS	80	80	0	0%
FROM COIN OPERATED MACHINES	2	3	-1	-33%
ALL OTHER	95	174	-79	-45%
AUTO THEFT	313	318	-5	-2%
TOTAL	1,676	1,881	-205	-11%



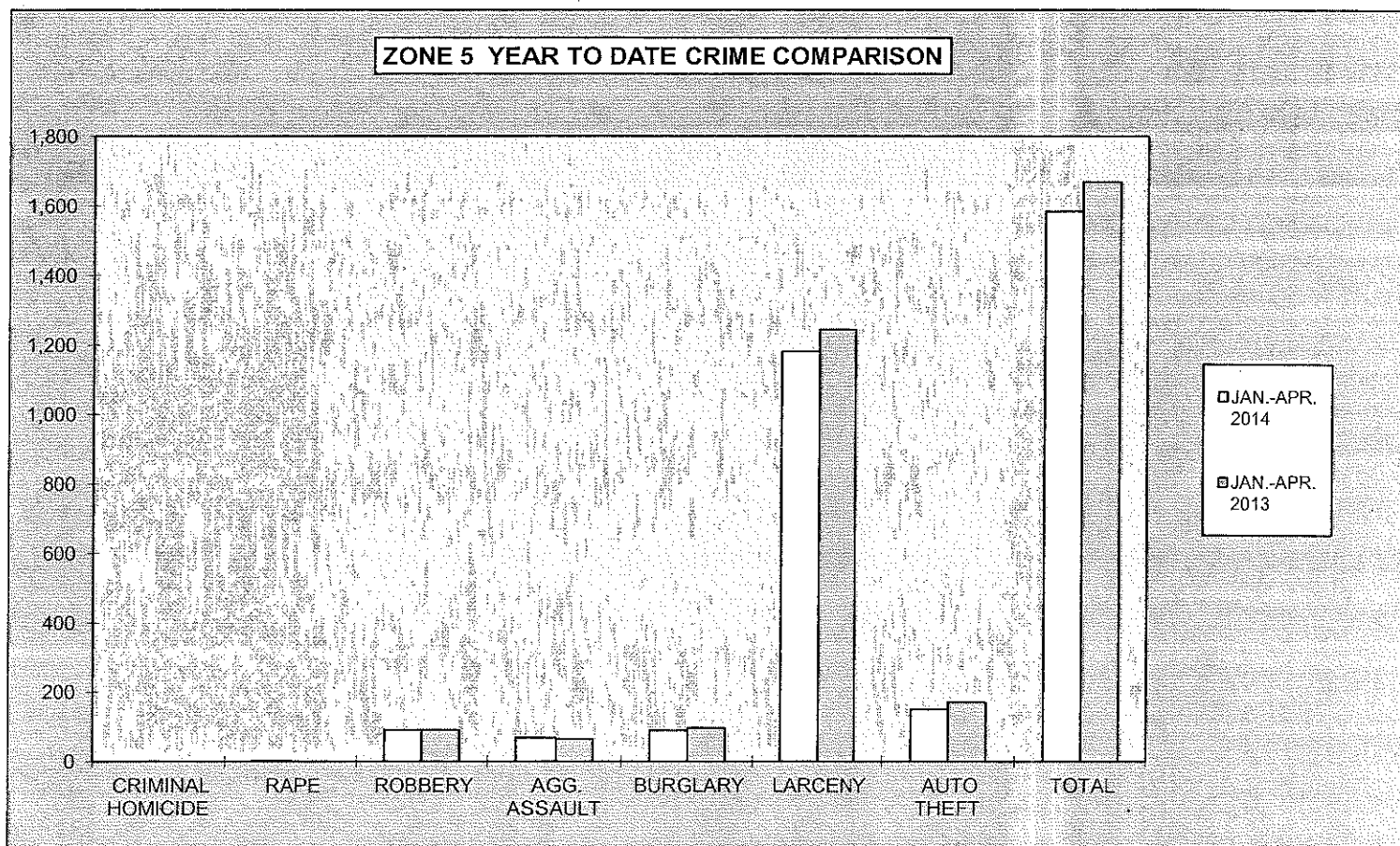
**2014
MONTHLY CRIME COMPARISON**

ZONE 5				
CRIME	APR. 2014	APR. 2013	# DIFFERENCE	% DIFFERENCE
CRIMINAL HOMICIDE	0	0	0	0%
RAPE	0	0	0	0%
ROBBERY	27	25	2	8%
AGG. ASSAULT	20	10	10	100%
BURGLARY	25	22	3	14%
RESIDENCE	14	11	3	27%
NON-RESIDENCE	11	11	0	0%
LARCENY	311	360	-49	-14%
POCKETPICKING	1	7	-6	-86%
PURSE SNATCHING	8	13	-5	-38%
SHOPLIFTING	25	16	9	56%
FROM MOTOR VEHICLES	195	209	-14	-7%
MOTOR VEH. PARTS/ACCESSORIES	17	29	-12	-41%
BICYCLES	8	8	0	0%
FROM BUILDINGS	37	41	-4	-10%
FROM COIN OPERATED MACHINES	0	2	-2	-100%
ALL OTHER	20	35	-15	-43%
AUTO THEFT	37	26	11	42%
TOTAL	420	443	-23	-5%



**2014
YEAR TO DATE CRIME COMPARISON**

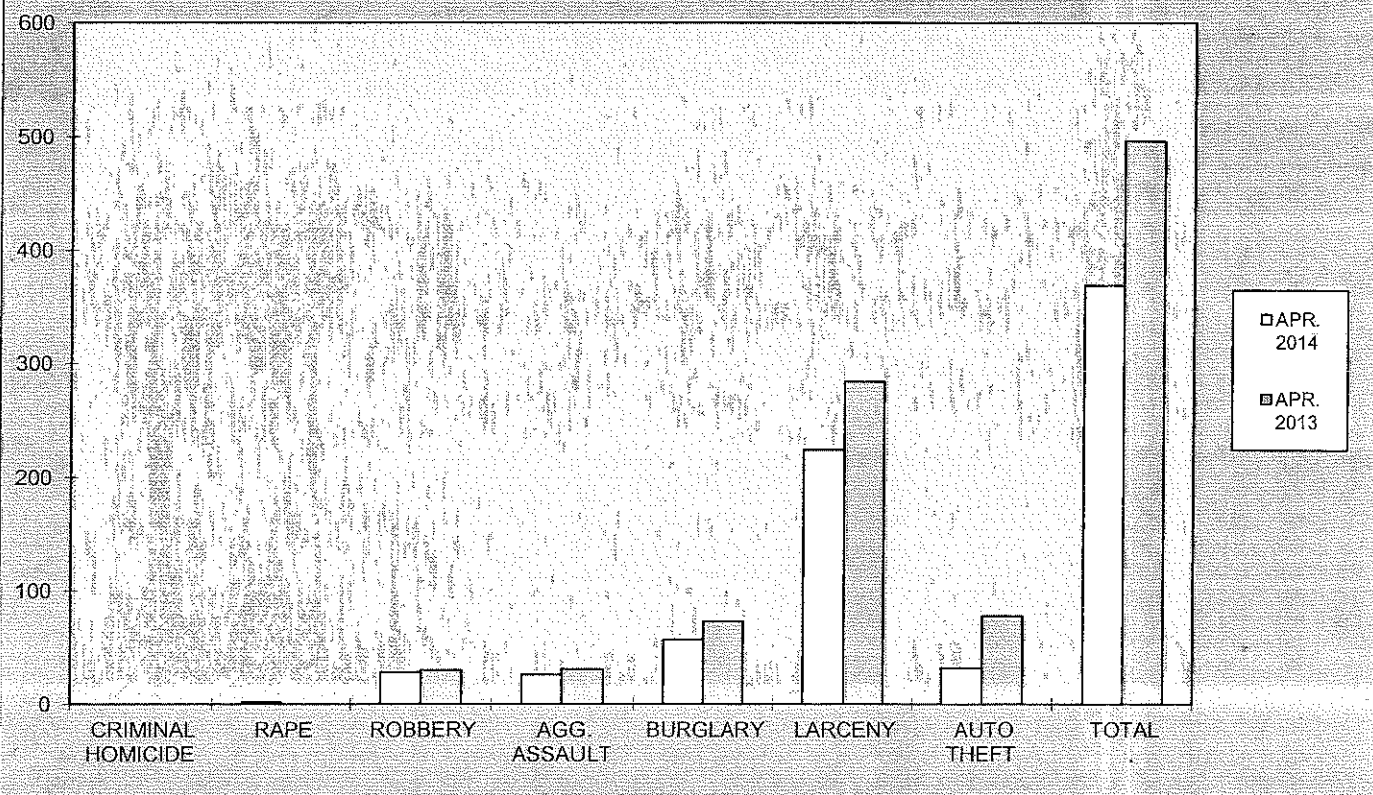
ZONE 5					
CRIME	JAN -APR 2014	JAN -APR 2013	# DIFFERENCE	% DIFFERENCE	
CRIMINAL HOMICIDE	1	0	1	100%	
RAPE	3	1	2	200%	
ROBBERY	91	91	0	0%	
AGG. ASSAULT	68	64	4	6%	
BURGLARY	89	97	-8	-8%	
RESIDENCE	46	60	-14	-23%	
NON-RESIDENCE	43	37	6	16%	
LARCENY	1,181	1,244	-63	-5%	
POCKETPICKING	6	14	-8	-57%	
PURSE SNATCHING	25	49	-24	-49%	
SHOPLIFTING	114	85	29	34%	
FROM MOTOR VEHICLES	712	685	27	4%	
MOTOR VEH. PARTS/ACCESSORIES	47	104	-57	-55%	
BICYCLES	31	23	8	35%	
FROM BUILDINGS	137	161	-24	-15%	
FROM COIN OPERATED MACHINES	1	5	-4	-80%	
ALL OTHER	108	118	-10	-8%	
AUTO THEFT	150	171	-21	-12%	
TOTAL	1,583	1,668	-85	-5%	



**2014
MONTHLY CRIME COMPARISON**

ZONE 6					
CRIME	APR. 2014	APR. 2013	# DIFFERENCE	% DIFFERENCE	
CRIMINAL HOMICIDE	0	0	0	0%	
RAPE	2	0	2	100%	
ROBBERY	28	30	-2	-7%	
AGG. ASSAULT	26	31	-5	-16%	
BURGLARY	57	73	-16	-22%	
RESIDENCE	49	65	-16	-25%	
NON-RESIDENCE	8	8	0	0%	
LARCENY	224	284	-60	-21%	
POCKETPICKING	0	3	-3	-100%	
PURSE SNATCHING	4	18	-14	-78%	
SHOPLIFTING	29	54	-25	-46%	
FROM MOTOR VEHICLES	133	134	-1	-1%	
MOTOR VEH. PARTS/ACCESSORIES	14	9	5	56%	
BICYCLES	8	11	-3	-27%	
FROM BUILDINGS	15	20	-5	-25%	
FROM COIN OPERATED MACHINES	1	0	1	100%	
ALL OTHER	20	35	-15	-43%	
AUTO THEFT	32	78	-46	-59%	
TOTAL	369	496	-127	-26%	

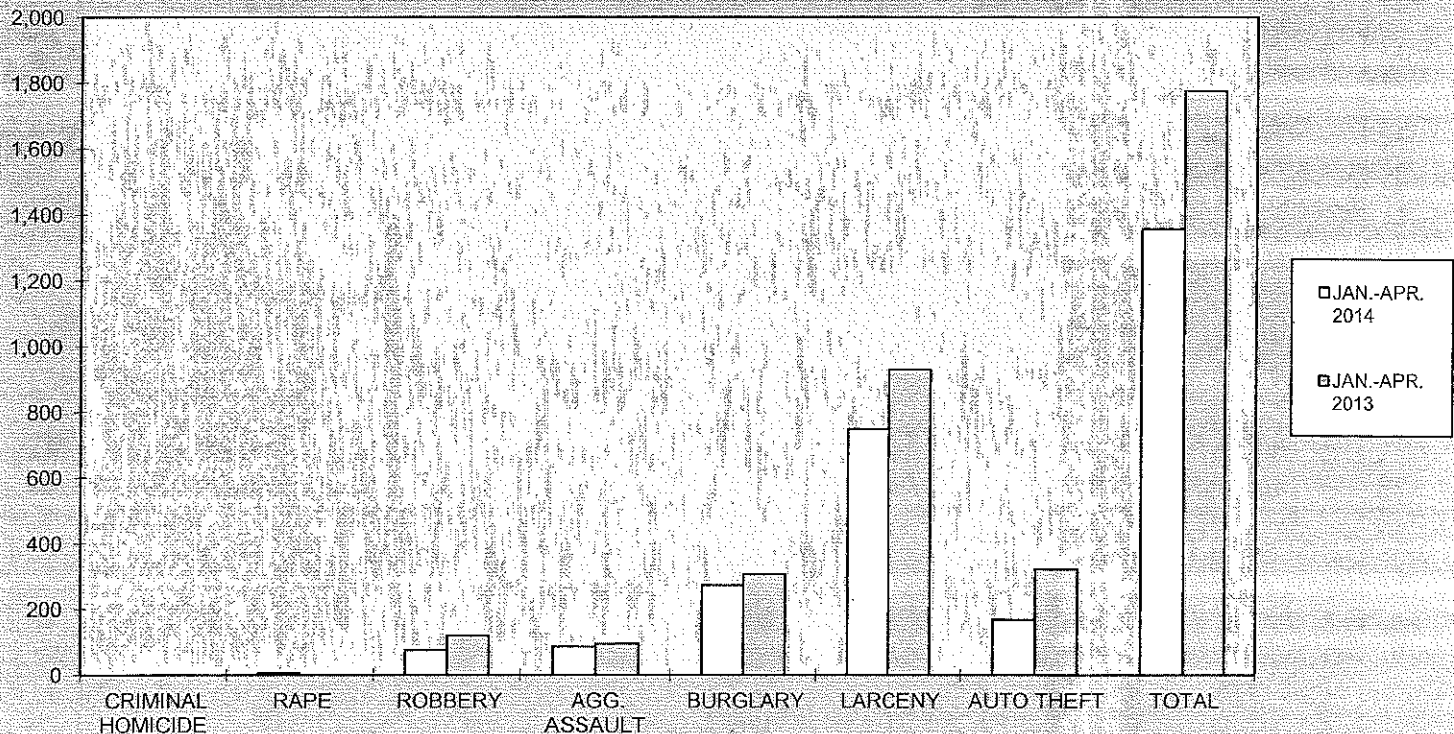
ZONE 6 APRIL 2014 VS. APRIL 2013 CRIME COMPARISON



**2014
YEAR TO DATE CRIME COMPARISON**

ZONE 6					
CRIME	JAN -APR. 2014	JAN -APR. 2013	# DIFFERENCE	% DIFFERENCE	
CRIMINAL HOMICIDE	0	1	-1	-100%	
RAPE	7	1	6	600%	
ROBBERY	75	120	-45	-38%	
AGG. ASSAULT	86	95	-9	-9%	
BURGLARY	273	306	-33	-11%	
RESIDENCE	221	256	-35	-14%	
NON-RESIDENCE	52	50	2	4%	
LARCENY	748	930	-182	-20%	
POCKETPICKING	2	8	-6	-75%	
PURSE SNATCHING	12	31	-19	-61%	
SHOPLIFTING	136	179	-43	-24%	
FROM MOTOR VEHICLES	394	461	-67	-15%	
MOTOR VEH. PARTS/ACCESSORIES	38	55	-17	-31%	
BICYCLES	23	25	-2	-8%	
FROM BUILDINGS	59	56	3	5%	
FROM COIN OPERATED MACHINES	3	0	3	100%	
ALL OTHER	81	115	-34	-30%	
AUTO THEFT	168	322	-154	-48%	
TOTAL	1,357	1,775	-418	-24%	

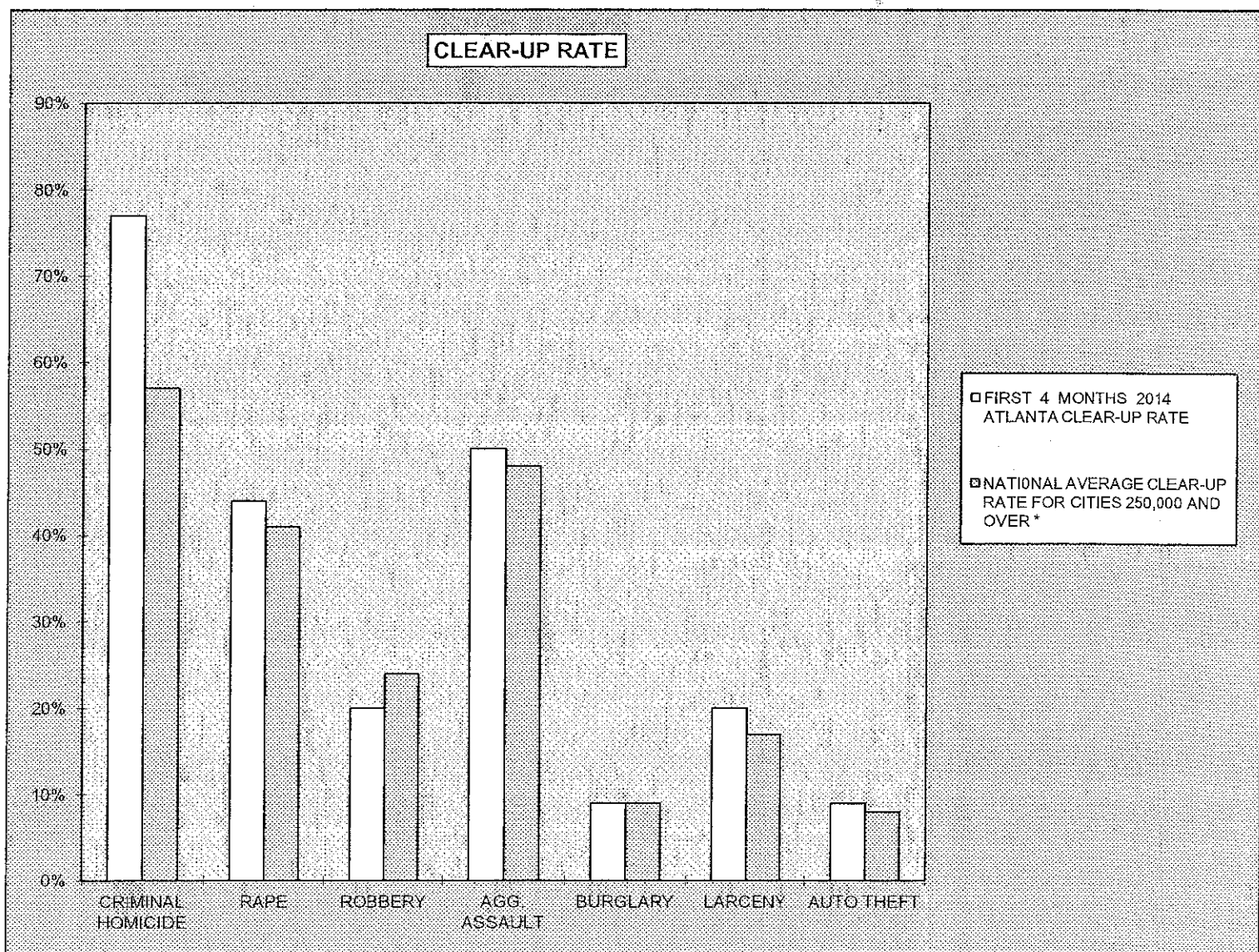
ZONE 6 YEAR TO DATE CRIME COMPARISON



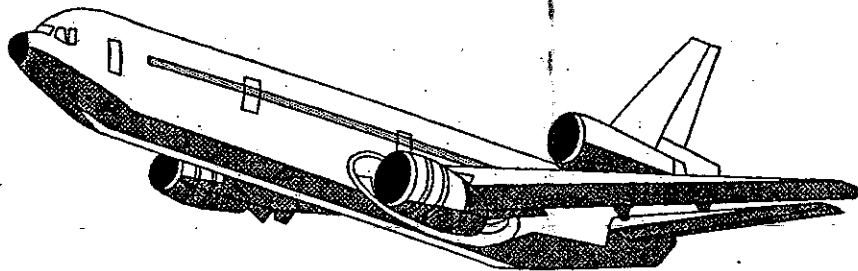
2014
CRIME COMPARISON
CLEAR-UP RATE

CRIME	FIRST 4 MONTHS 2014 ATLANTA CLEAR-UP RATE	NATIONAL AVERAGE CLEAR-UP RATE FOR CITIES 250,000 AND OVER *
CRIMINAL HOMICIDE	77%	57%
RAPE	44%	41%
ROBBERY	20%	24%
AGG. ASSAULT	50%	48%
BURGLARY	9%	9%
LARCENY	20%	17%
AUTO THEFT	9%	8%

* National Average for Cities 250,000 and Over Based on Latest Annual (2012) FBI Uniform Crime Report



APD



The Atlanta Airport
UNIFORM CRIME REPORTING



APRIL 2014

SUPPORT SERVICES DIVISION
INFORMATION SERVICES SECTION

RETURN A - MONTHLY RETURN OF OFFENSES KNOWN TO THE POLICE

1-720b (Rev. 8-30-94)
OMB No. 1119-0001

This report is authorized by law Title 28, Section 534, U. S. Code. While you are not required to respond, your cooperation in forwarding this report by the 7th day after the close of the month to Uniform Crime Reports, Federal Bureau of Investigation, Washington, D.C. 20535, will assist in compiling comprehensive, accurate national crime figures on a timely basis.

1	2	3	4	5	6
CLASSIFICATION OF OFFENSES	OFFENSES REPORTED OR KNOWN TO POLICE (INCLUDE "UNFOUNDED" AND ATTEMPTS)	UNFOUNDED, I.E., FALSE OR BASELESS COMPLAINTS	NUMBER OF ACTUAL OFFENSES (COLUMN 2 MINUS COLUMN 3) INCLUDE ATTEMPTS	TOTAL OFFENSES CLEARED BY ARREST OR EXCEPTIONAL MEANS (INCLUDES COL. 6)	NUMBER OF CLEARANCES INVOLVING ONLY PERSONS UNDER 18 YEARS OF AGE
1. CRIMINAL HOMICIDE					
a. MURDER AND NONNEGLIGENT HOMICIDE	0	0	0	0	0
b. MANSLAUGHTER BY NEGLIGENCE					
2. FORCIBLE RAPE TOTAL	0	0	0	0	0
a. Rape by Force	0	0	0	0	0
b. Attempts to commit Forcible Rape	0	0	0	0	0
3. ROBBERY TOTAL	1	0	1	0	0
a. Firearm	1	0	1	0	0
b. Knife or Cutting Instrument	0	0	0	0	0
c. Other Dangerous Weapon	0	0	0	0	0
d. Strong-Arm (Hands, Fists, Feet, etc.)	0	0	0	0	0
4. ASSAULT TOTAL	10	0	10	7	0
a. Firearm	0	0	0	0	0
b. Knife or cutting instrument	0	0	0	0	0
c. Other Dangerous Weapon	0	0	0	0	0
d. Strong-Arm	0	0	0	0	0
e. Other Assaults - Simple, Not Aggravated	10	0	10	7	0
5. BURGLARY TOTAL	0	0	0	0	0
a. Forcible Entry	0	0	0	0	0
b. Unlawful Entry - No Force	0	0	0	0	0
c. Attempted Forcible Entry	0	0	0	0	0
6. LARCENY THEFT TOTAL (except Motor Vehicle Theft)	25	0	25	0	0
7. MOTOR VEHICLE THEFT TOTAL	7	0	7	0	0
a. Autos	6	0	6	0	0
b. Trucks and Buses	1	0	1	0	0
c. Other Vehicles	0	0	0	0	0
GRAND TOTAL	43	0	43	7	0

CHECKING ANY OF THE APPROPRIATE BLOCKS BELOW WILL ELIMINATE YOUR NEED TO SUBMIT REPORTS WHEN THE VALUES ARE ZERO. THIS WILL ALSO AID THE NATIONAL PROGRAM IN ITS QUALITY CONTROL EFFORTS.

- | | |
|---|---|
| <input checked="" type="checkbox"/> NO SUPPLEMENTARY HOMICIDE REPORT SUBMITTED SINCE NO MURDERS, JUSTIFIABLE HOMICIDES, OR MANSLAUGHTER BY NEGLIGENCE OCCURRED IN THIS JURISDICTION DURING THE MONTH. | <input checked="" type="checkbox"/> NO AGE, SEX, AND RACE OF PERSONS ARRESTED UNDER 18 YEARS OF AGE REPORT SINCE NO ARRESTS OF PERSONS WITHIN THIS AGE GROUP. |
| <input type="checkbox"/> NO SUPPLEMENT TO RETURN A REPORT SINCE NO CRIME OFFENSES OR RECOVERY OF PROPERTY REPORTED DURING THE MONTH. | <input type="checkbox"/> NO AGE, SEX, AND RACE OF PERSONS ARRESTED 18 YEARS OF AGE AND OVER REPORT SINCE NO ARRESTS OF PERSONS WITHIN THIS AGE GROUP. |
| <input type="checkbox"/> NO LAW ENFORCEMENT OFFICERS KILLED OR ASSAULTED REPORT SINCE NONE OF THE OFFICERS WERE ASSAULTED OR KILLED DURING THE MONTH. | <input checked="" type="checkbox"/> NO MONTHLY RETURN OF ARSON OFFENSES KNOWN TO LAW ENFORCEMENT REPORT SINCE NO ARSONS OCCURRED. |

DO NOT USE THIS SPACE

	INITIALS
RECORDED	
EDITED	
ENTERED	
ADJUSTED	
CORRECTED	

* TOTALS INCLUDE PREVIOUS OFFENSES

APRIL 2014

Month and Year of Report

GA 060240X

Agency Identifier

MAY 14, 2014

Date

ATLANTA AIRPORT POLICE - GEORGIA

Agency and State

Nail J. Koss LIEUTENANT
Prepared By Title

Boyd N. Jones CHIEF
Chief, Commissioner, Sheriff, or Superintendent

PROPERTY STOLEN BY CLASSIFICATION

CLASSIFICATION	DATA ENTRY	Number of Actual Offenses (Column 4 Return A)	Monetary Value of Property Stolen
1. MURDER AND NONNEGLIGENT MANSLAUGHTER	12	0	\$ 0.00
2. FORCIBLE RAPE	20	0	\$ 0.00
3. ROBBERY			
(a) HIGHWAY (streets, alleys, etc.)	31	1	500.00
(b) COMMERCIAL HOUSE (except c, d, and f)	32	0	0.00
(c) GAS OR SERVICE STATION	33	0	0.00
(d) CONVENIENCE STORE	34	0	0.00
(e) RESIDENCE (anywhere on premises)	35	0	0.00
(f) BANK	36	0	0.00
(g) MISCELLANEOUS	37	0	0.00
TOTAL ROBBERY	30	1	\$ 500.00
5. BURGLARY - BREAKING OR ENTERING			
(a) RESIDENCE (dwelling)			
(1) NIGHT (6 p.m. - 6 a.m.)	51	0	0.00
(2) DAY (6 a.m. - 6 p.m.)	52	0	0.00
(3) UNKNOWN	53	0	0.00
(b) NON-RESIDENCE (store, office, etc.)			
(1) NIGHT (6 p.m. - 6 a.m.)	54	0	0.00
(2) DAY (6 a.m. - 6 p.m.)	55	0	0.00
(3) UNKNOWN	56	0	0.00
TOTAL BURGLARY	50	0	\$ 0.00
6. LARCENY - THEFT (Except Motor Vehicle Theft)			
(a) \$200 AND OVER	61	13	26,552.00
(b) \$50 TO \$200	62	0	0.00
(c) UNDER \$50	63	12	27.00
TOTAL LARCENY (Same as Item 6X)	60	25	\$ 26,579.00
7. MOTOR VEHICLE THEFT (Include Alleged Joy Ride)	70	7	\$ 10,003.00
GRAND TOTAL - ALL ITEMS	77		\$ 37,082.00
ADDITIONAL ANALYSIS OF LARCENY AND MOTOR VEHICLE THEFT			
6X. NATURE OF LARCENIES UNDER ITEM 6			
(a) POCKET-PICKING	81	2	1.00
(b) PURSE-SNATCHING	82	0	0.00
(c) SHOPLIFTING	83	0	0.00
(d) FROM MOTOR VEHICLES (except e)	84	3	824.00
(e) MOTOR VEHICLE PARTS AND ACCESSORIES	85	2	0.00
(f) BICYCLES	86	0	0.00
(g) FROM BUILDING (except c and h)	87	4	2,690.00
(h) FROM ANY COIN-OPERATED MACHINES (parking meters, etc.)	88	0	0.00
(i) ALL OTHER	89	14	23,064.00
TOTAL LARCENIES (Same as Item 6)	80	25	\$ 26,579.00
7X. MOTOR VEHICLES RECOVERED			
(a) STOLEN LOCALLY AND RECOVERED LOCALLY	91	1	
(b) STOLEN LOCALLY AND RECOVERED BY OTHER JURISDICTIONS	92	1	
(c) TOTAL LOCALLY STOLEN MOTOR VEHICLES RECOVERED (a & b)	93	2	
(d) STOLEN IN OTHER JURISDICTIONS AND RECOVERED LOCALLY	90	3	

SUPPLEMENT TO RETURN A
MONTHLY RETURN OF OFFENSES KNOWN TO THE POLICE

1-706 (Rev.8-30-94)
Form Approved
OMB No. 1110-0007

This report is authorized by law, Title 28, Section 534, U. S. Code. While you are not required to respond, your cooperation in submitting this report with the Return A will assist the FBI in compiling comprehensive, accurate figures on a timely basis.

This form deals with the nature of crime and the monetary value of property stolen and recovered. The total offenses recorded on the form should be the same as the number of actual offenses listed in Column 4 of the Return A for each crime class. Include attempted crimes on this form, but do not include unfounded offenses. If you cannot complete the report in all areas, please record as much information as is available. Tally sheets will be sent upon request.

PROPERTY BY TYPE AND VALUE

Type of Property (1)	Data Entry	Monetary Value of Property Stolen in Your Jurisdiction	
		Stolen (2)	Recovered (3)
(A) Currency, Notes, Etc.	01	\$ 14,600.00	\$ 0.00
(B) Jewelry and Precious Metals	02	290.00	0.00
(C) Clothing and Furs	03	2,800.00	0.00
(D) Locally Stolen Motor Vehicles	04	10,003.00	2.00
(E) Office Equipment	05	0.00	0.00
(F) Televisions, Radios, Stereos, Etc.	06	5,393.00	0.00
(G) Firearms	07	2,100.00	0.00
(H) Household Goods	08	0.00	0.00
(I) Consumable Goods	09	0.00	0.00
(J) Livestock	10	0.00	0.00
(K) Miscellaneous	11	1,896.00	0.00
TOTAL	00	\$ 37,082.00	\$ 2.00

The total of this column should agree with the Grand Total (DATA ENTRY 77) shown on page 2.

Include in this column all property recovered even though stolen in prior months. The above is an accounting for only that property stolen in your jurisdiction. This will include property recovered for you by other jurisdictions, but not property you recover for them.

MAY 14, 2014

DATE

Nail S. Klay

LIEUTENANT

PREPARED BY

TITLE

George N. Jones CHIEF

CHIEF, COMMISSIONER, SHERIFF OR SUPERINTENDENT

APRIL 2014

Month and Year of Report

GA 060240X

Agency Identifier

ATLANTA AIRPORT POLICE - GEORGIA

Agency and State

LAW ENFORCEMENT OFFICERS KILLED OR ASSAULTED

It is requested this report be completed and transmitted with monthly crime reports to: Director, Federal Bureau of Investigation, Uniform Crime Reports, Washington, D. C. 20535. This form should be used to report the number of your officers who were assaulted or killed in the line of duty during the month. Additional information concerning officers killed will be requested by a separate questionnaire.

OFFICERS KILLED Number of your law enforcement officers killed in the line of duty this month.	By felonious act	0
	By accident or negligence	0

Officers Assaulted (Do not include officers killed) - See other side for instructions.

Type of Activity	Total Assaults by Weapon A	Type of Weapon				Two-Officer Vehicle F	Type of Assignment						Police Assaults Cleared M
		Firearm B	Knife or Other Cutting Instrument C	Other Dangerous Weapon D	Hands, Fists, Feet, etc. E		One-Officer Vehicle		Defective or Special Assign.		Other		
							Alone G	As-sisted H	Alone I	As-sisted J	Alone K	As-sisted L	
1. Responding to "Disturbance" calls (family quarrels, man with gun, etc.)	0												
2. Burglaries in progress or pursuing burglary suspects	0												
3. Robberies in progress or pursuing robbery suspects	0												
4. Attempting other arrests	0												
5. Civil disorder (riot, mass disobedience)	0												
6. Handling, transporting, custody of prisoners	1				1		1						1
7. Investigating suspicious persons or circumstances	0												
8. Ambush - no warning	0												
9. Mentally deranged	0												
10. Traffic pursuits and stops	0												
11. All Other	0												
12. TOTAL (1-11)	1	0	0	0	1	0	1	0	0	0	0	0	1
13. Number with personal injury	0												
14. Number without personal injury	1				1								
15. Time of assaults	AM												
	PM						1						

DO NOT WRITE HERE	
Recorded	Initials
Edited	
Punched	
Verified	
Adjusted	
DOJ/FBI	

12:01 2:00 4:00 6:00 8:00 10:00 12:00

APRIL 2014
 Month and Year
 ATLANTA AIRPORT POLICE
 Agency
 GA 060240X
 Agency Identifier
 GEORGIA
 State

Nail J King
 Prepared By
 Chief, Sheriff, Commissioner, Superintendent
 LIEUTENANT
 Title
 CHIEF

ATLANTA AIRPORT POLICE
 AGE, SEX, AND RACE OF PERSONS ARRESTED
 17 YEARS OF AGE AND OVER

MONTH APRIL

YEAR 2014

CLASSIFICATION OF OFFENSES	SEX	AGE OF PERSON ARRESTED																TOTAL	RACE				ETHNIC	
		17	18	19	20	21	22	23	24 29	30 34	35 39	40 44	45 49	50 54	55 59	60 64	65 UP		White	Black	Native Amer.	Asian/Pacific	Whi. Hispanic	Blck Hispanic
Murder/Nonnegligent Manslaughter	01a	M																0						
	F																	0						
Manslaughter by Negligence	01b	M																0						
	F																	0						
Forcible Rape	02	M																0						
	F																	0						
Robbery	03	M																0						
	F																	0						
Aggravated Assault	04	M																0						
	F																	0						
Burglary- Breaking or Entering	05	M																0						
	F																	0						
Larceny - Theft (except Motor Vehicle Theft)	06	M																0						
	F																	0						
Motor Vehicle Theft	07	M																0						
	F																	0						
Other Assaults	08	M																0						
	F				1			1	1	1								4	1	3				
Arson	09	M																0						
	F																	0						
Forgery and Counterfeiting	10	M																0						
	F																	0						
Fraud	11	M																0						
	F																	0						
Embezzlement	12	M																0						
	F																	0						
Stolen Property; Buying, Receiving, Possessing	13	M																0						
	F																	0						
Vandalism	14	M																0						
	F																	0						
Weapons	15	M								1				2	1			4						
	F												1					1	5					

-37-

ATLANTA AIRPORT POLICE
 AGE, SEX, AND RACE OF PERSONS ARRESTED
 17 YEARS OF AGE AND OVER

MONTH APRIL

YEAR 2014

CLASSIFICATION OF OFFENSES	SEX	AGE OF PERSON ARRESTED																TOTAL	RACE				ETHNIC	
		17	18	19	20	21	22	23	24 29	30 34	35 39	40 44	45 49	50 54	55 59	60 64	65 UP		White	Black	Native Amer.	Asian/Pacific	Whi. Hispanic	Blck Hispanic
Prostitution and Commercialized Vice	M																							
	F																							
Sex Offenses (except Rape and Prostitution)	M																							
	F																							
Drug Abuse Violations Grand Total	M	0	0	0	0	0	0	0	1	1	0	0	0	1	1	0	0	4						
	F	0	0	0	0	0	0	0	0	0	0	0	0	0	0	0	0	0	0	1	3	0	0	0
(1) Sale/Manufacturing Subtotal	M	0	0	0	0	0	0	0	0	0	0	0	0	0	0	0	0	0						
	F	0	0	0	0	0	0	0	0	0	0	0	0	0	0	0	0	0	0	0	0	0	0	
Opium or Cocaine and their derivatives	M																							
	F																							
Marijuana	M																							
	F																							
Synthetic Narcotics	M																							
	F																							
Other Dangerous Non-Narcotic Drugs	M																							
	F																							
(2) Possession Subtotal	M	0	0	0	0	0	0	0	1	1	0	0	0	1	1	0	0	4						
	F	0	0	0	0	0	0	0	0	0	0	0	0	0	0	0	0	0	1	3	0	0	0	
Opium or Cocaine and their derivatives	M																							
	F																							
Marijuana	M								1	1				1	1			4						
	F																		1	3				
Synthetic Narcotics	M																							
	F																							
Other Dangerous Non-Narcotic Drugs	M																							
	F																							
Gambling Total	M	0	0	0	0	0	0	0	0	0	0	0	0	0	0	0	0	0						
	F	0	0	0	0	0	0	0	0	0	0	0	0	0	0	0	0	0	0	0	0	0	0	
Bookmaking	M																							
	F																							
Numbers and Lottery	M																							
	F																							

-37a-

ATLANTA AIRPORT POLICE
 AGE, SEX, AND RACE OF PERSONS ARRESTED
 17 YEARS OF AGE AND OVER

MONTH APRIL

YEAR 2014

CLASSIFICATION OF OFFENSES	SEX	AGE OF PERSON ARRESTED																TOTAL	RACE				ETHNIC	
		17	18	19	20	21	22	23	24 29	30 34	35 39	40 44	45 49	50 54	55 59	60 64	65 UP		White	Black	Native Amer.	Asian/Pacific	Whi. Hispanic	Blck Hispanic
All Other Gambling	M																	0						
	F																	0						
Offenses Against Family And Children	M																	0						
	F																	0						
Driving Under the Influence	M																	0						
	F																	0						
Liquor Laws	M																	0						
	F																	0						
Drunkenness	M					1												1						
	F									1								1	1	1				
Disorderly Conduct	M									1		1						2						
	F									1								1	3					
Vagrancy	M																	0						
	F																	0						
All Other Offenses (except Traffic)	M					1			1	8	5	5	4	5	6	4	2	41						
	F																	0	8	33				
Suspicion	M																	0						
	F																	0						
TOTAL		0	0	0	1	2	0	1	3	14	5	6	5	8	8	4	2	59	19	40	0	0	0	0

APRIL 2014

Month and Year of Report

GA 060240X

Agency Identifier

MAY 14, 2014

Date

Nail J. Klotz

LIEUTENANT

Prepared By

Title

ATLANTA AIRPORT POLICE - GEORGIA

Agency and State

George R. Jones

CHIEF

Chief, Commissioner, Sheriff, or Superintendent

-37b-

**ATLANTA AIRPORT POLICE
AGE, SEX, AND RACE OF PERSONS ARRESTED
16 YEARS OF AGE AND UNDER**

MONTH APRIL
YEAR 2014

CLASSIFICATION OF OFFENSES	SEX	AGE						RACE				ETHNIC			
		0	10	13	15	16	TOTAL	White	Black	Native Amer.	Asian/Pacific	Whi. Hispanic	Blck Hispanic		
		9	12	14											
Murder/Nonnegligent Manslaughter	01a	M					0								
	F						0								
Manslaughter by Negligence	01b	M					0								
	F						0								
Forcible Rape	02	M					0								
	F						0								
Robbery	03	M					0								
	F						0								
Aggravated Assault	04	M					0								
	F						0								
Burglary- Breaking or Entering	05	M					0								
	F						0								
Larceny - Theft (except Motor Vehicle Theft)	06	M					0								
	F						0								
Motor Vehicle Theft	07	M					0								
	F						0								
Other Assaults	08	M					0								
	F						0								
Arson	09	M					0								
	F						0								
Forgery and Counterfeiting	10	M					0								
	F						0								
Fraud	11	M					0								
	F						0								
Embezzlement	12	M					0								
	F						0								
Stolen Property, Buying, Receiving, Possessing	13	M					0								
	F						0								
Vandalism	14	M					0								
	F						0								
Weapons	15	M					0								
	F						0								
Prostitution and Commercialized Vice	16	M					0								
	F						0								

-37C-

ATLANTA AIRPORT POLICE
 AGE, SEX, AND RACE OF PERSONS ARRESTED
 16 YEARS OF AGE AND UNDER

MONTH APRIL
 YEAR 2014

CLASSIFICATION OF OFFENSES	SEX	AGE						RACE				ETHNIC			
		0	10	13	15	16	TOTAL	White	Black	Native Amer.	Asian/Pacific	Whi. Hispanic	Blck Hispanic		
		9	12	14											
Sex Offenses (except Rape and Prostitution)	17	M						0							
	F							0							
Drug Abuse Violations Grand Total	18	M	0	0	0	0	0	0							
	F	0	0	0	0	0	0	0	0	0	0	0	0	0	0
(1) Sale/Manufacturing Subtotal	180	M	0	0	0	0	0	0							
	F	0	0	0	0	0	0	0	0	0	0	0	0	0	0
Opium or Cocaine and their Derivatives	a	M						0							
	F							0							
Marijuana	b	M						0							
	F							0							
Synthetic Narcotics	c	M						0							
	F							0							
Other Dangerous Non-Narcotic Drugs	d	M						0							
	F							0							
(2) Possession Subtotal	185	M	0	0	0	0	0	0							
	F	0	0	0	0	0	0	0	0	0	0	0	0	0	0
Opium or Cocaine and their Derivatives	e	M						0							
	F							0							
Marijuana	f	M						0							
	F							0							
Synthetic Narcotics	g	M						0							
	F							0							
Other Dangerous Non-Narcotic Drugs	h	M						0							
	F							0							
Gambling Total	19	M	0	0	0	0	0	0							
	F	0	0	0	0	0	0	0	0	0	0	0	0	0	0
Bookmaking	a	M						0							
	F							0							
Numbers and Lottery	b	M						0							
	F							0							
All Other Gambling	c	M						0							
	F							0							
Offenses Against Family and Children	20	M						0							
	F							0							

-378-

**ATLANTA AIRPORT POLICE
AGE, SEX, AND RACE OF PERSONS ARRESTED
16 YEARS OF AGE AND UNDER**

MONTH APRIL

YEAR 2014

CLASSIFICATION OF OFFENSES	SEX	AGE						RACE				ETHNIC			
		0	10	13	15	16	TOTAL	White	Black	Native Amer.	Asian/Pacific	Whi. Hispanic	Blck Hispanic		
		9	12	14											
Driving Under the Influence	21	M						0							
	F							0							
Liquor Laws	22	M						0							
	F							0							
Drunkenness	23	M						0							
	F							0							
Disorderly Conduct	24	M						0							
	F							0							
Vagrancy	25	M						0							
	F							0							
All Other Offenses (except Traffic)	26	M						0							
	F							0							
Suspicion	27	M						0							
	F							0							
Curfew and Loitering	28	M						0							
	F							0							
Run-Aways	29	M						0							
	F							0							
Total			0	0	0	0	0	0	0	0	0	0	0	0	0

-37e-

APRIL 2014

Month and Year of Report

GA 060240X

Agency Identifier

MAY 14, 2014

Date

Nail J Klay **LIEUTENANT**

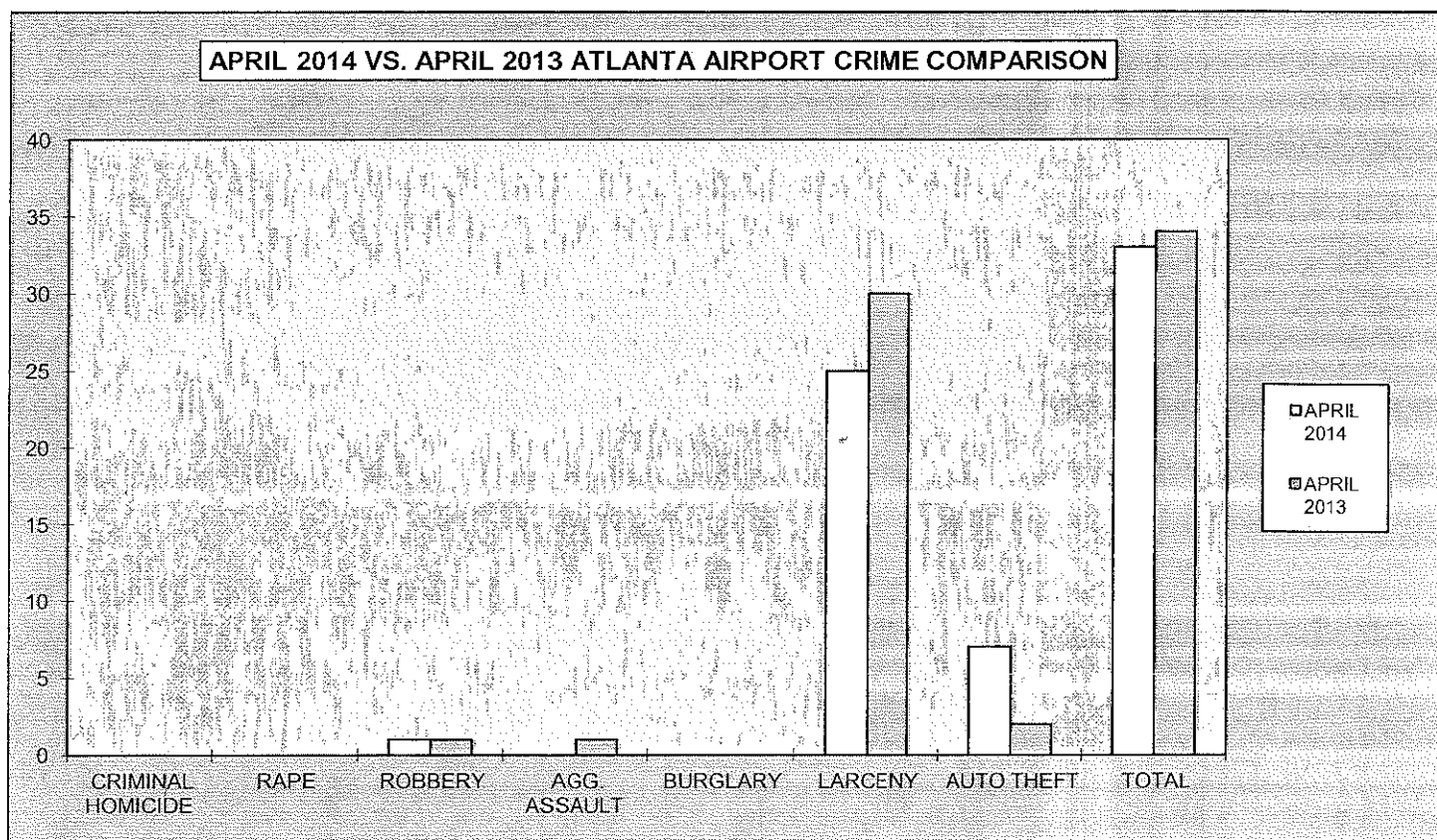
Prepared By

ATLANTA AIRPORT POLICE - GEORGIA
Agency and State

Joseph N. J... **CHIEF**
Chief, Commissioner, Sheriff, or Superintendent

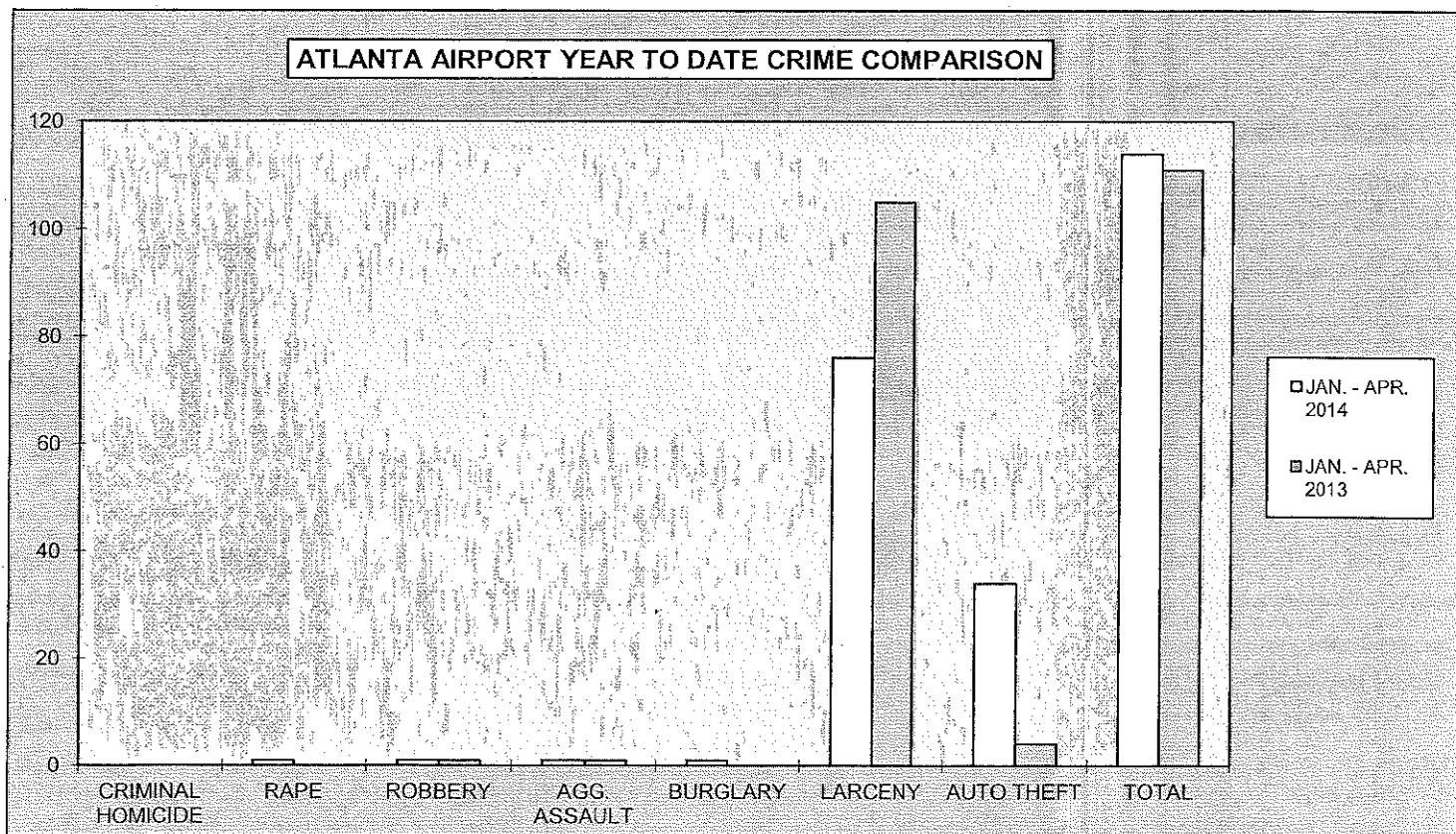
2014
ATLANTA AIRPORT
MONTHLY CRIME COMPARISON

CRIME	APRIL 2014	APRIL 2013	# DIFFERENCE	% DIFFERENCE
CRIMINAL HOMICIDE	0	0	0	0%
RAPE	0	0	0	0%
ROBBERY	1	1	0	0%
AGG. ASSAULT	0	1	-1	-100%
BURGLARY	0	0	0	0%
RESIDENCE	0	0	0	0%
NON-RESIDENCE	0	0	0	0%
LARCENY	25	30	-5	-17%
POCKETPICKING	2	0	2	100%
PURSE SNATCHING	0	0	0	0%
SHOPLIFTING	0	0	0	0%
FROM MOTOR VEHICLES	3	5	-2	-40%
MOTOR VEH. PARTS/ACCESSORIES	2	3	-1	-33%
BICYCLES	0	0	0	0%
FROM BUILDINGS	4	10	-6	-60%
FROM COIN OPERATED MACHINES	0	0	0	0%
ALL OTHER	14	12	2	17%
AUTO THEFT	7	2	5	250%
TOTAL	33	34	-1	-3%



**2014
ATLANTA AIRPORT
YEAR TO DATE CRIME COMPARISON**

FIRST 4 MONTHS				
CRIME	JAN. - APR. 2014	JAN. - APR. 2013	# DIFFERENCE	% DIFFERENCE
CRIMINAL HOMICIDE	0	0	0	0%
RAPE	1	0	1	100%
ROBBERY	1	1	0	0%
AGG. ASSAULT	1	1	0	0%
BURGLARY	1	0	1	100%
RESIDENCE	0	0	0	0%
NON-RESIDENCE	1	0	1	100%
LARCENY	76	105	-29	-28%
POCKETPICKING	3	0	3	100%
PURSE SNATCHING	0	1	-1	-100%
SHOPLIFTING	6	0	6	100%
FROM MOTOR VEHICLES	10	9	1	11%
MOTOR VEH. PARTS/ACCESSORIES	2	6	-4	-67%
BICYCLES	0	2	-2	-100%
FROM BUILDINGS	20	32	-12	-38%
FROM COIN OPERATED MACHINES	0	0	0	0%
ALL OTHER	35	55	-20	-36%
AUTO THEFT	34	4	30	750%
TOTAL	114	111	3	3%



**2014
ATLANTA AIRPORT
ARREST COMPARISON**

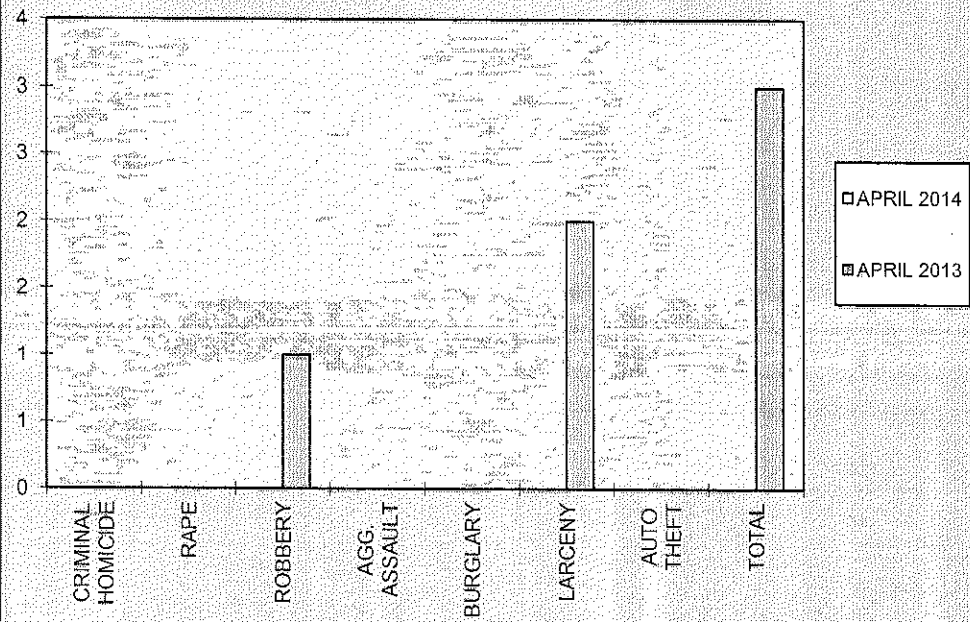
APRIL ARREST COMPARISON

CRIME	APRIL 2014	APRIL 2013	# DIFFERENCE	% DIFFERENCE
CRIMINAL HOMICIDE	0	0	0	0%
RAPE	0	0	0	0%
ROBBERY	0	1	-1	-100%
AGG. ASSAULT	0	0	0	0%
BURGLARY	0	0	0	0%
LARCENY	0	2	-2	-100%
AUTO THEFT	0	0	0	0%
TOTAL	0	3	-3	-100%

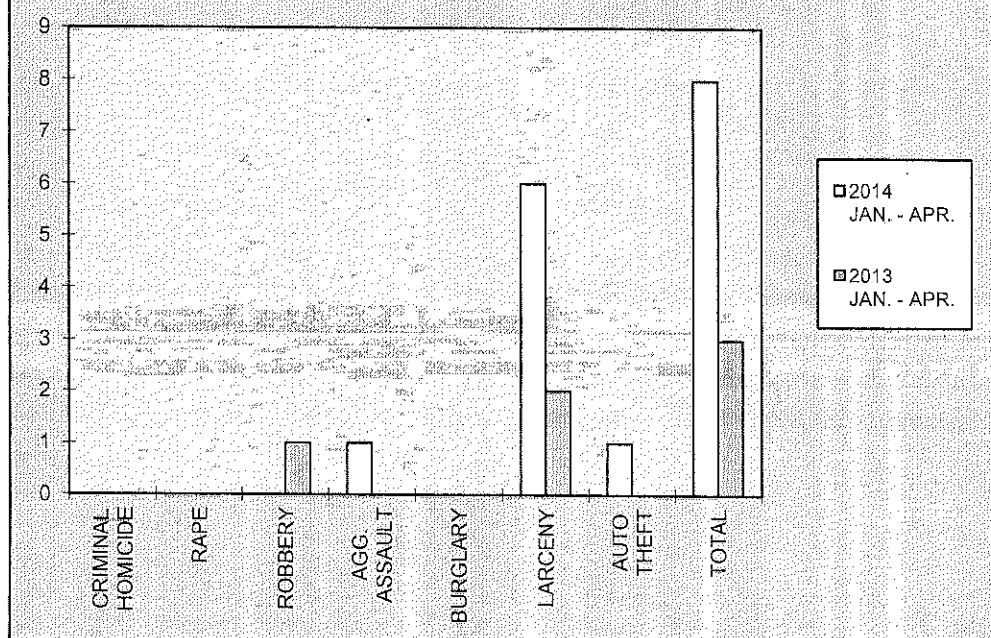
FIRST 4 MONTHS ARREST COMPARISON

CRIME	2014 JAN - APR	2013 JAN - APR	# DIFFERENCE	% DIFFERENCE
CRIMINAL HOMICIDE	0	0	0	0%
RAPE	0	0	0	0%
ROBBERY	0	1	-1	-100%
AGG. ASSAULT	1	0	1	100%
BURGLARY	0	0	0	0%
LARCENY	6	2	4	200%
AUTO THEFT	1	0	1	100%
TOTAL	8	3	5	167%

**ATLANTA AIRPORT APR. 2014 VS. APR. 2013
ARREST COMPARISON**



**ATLANTA AIRPORT YEAR TO DATE
ARREST COMPARISON 2014 VS. 2013**



2014
ATLANTA AIRPORT
CLEAR-UP RATE

CRIME	ATLANTA AIRPORT APR. 2014 CLEAR-UP RATE	ATLANTA AIRPORT APR. 2013 CLEAR-UP RATE
CRIMINAL HOMICIDE	0%	0%
RAPE	0%	0%
ROBBERY	0%	100%
AGG. ASSAULT	0%	0%
BURGLARY	0%	0%
LARCENY	0%	7%
AUTO THEFT	0%	50%

