

FBI

UNIFORM CRIME REPORTING

ATLANTA POLICE DEPARTMENT

226 PEACHTREE STREET, SW

ATLANTA, GEORGIA 30303



JANUARY 2014

SUPPORT SERVICES DIVISION
INFORMATION SERVICES SECTION

TABLE OF CONTENTS

	Page
U. C. R. COMPARATIVE CRIME REPORT -----	1
RETURN A - MONTHLY RETURN OF OFFENSES KNOWN TO THE POLICE -----	2
PROPERTY STOLEN BY CLASSIFICATION -----	3
	3a
LAW ENFORCEMENT OFFICERS KILLED OR ASSAULTED -----	4
MONTHLY RETURN OF ARSON OFFENSES KNOWN TO LAW ENFORCEMENT -----	5
POLICE DISPOSITION OF JUVENILES -----	6
SUPPLEMENTARY HOMICIDE REPORT -----	7
SEX AND RACE OF PERSONS ARRESTED -----	8
	8a-8e
HOMICIDE COMPARISON REPORT -----	9
HOMICIDE BREAKDOWN REPORT -----	10
SEVEN MAJOR CRIMES - MONTHLY CRIME COMPARISON -----	11
SEVEN MAJOR CRIMES ARREST MONTHLY AND YEAR TO DATE COMPARISON -----	12
CRIMES AGAINST PERSONS MONTHLY AND YEAR TO DATE COMPARISON -----	13
CRIMES AGAINST PROPERTY MONTHLY AND YEAR TO DATE COMPARISON -----	14
CRIMES AGAINST PERSONS & PROPERTY MONTHLY COMPARISON BY ZONES -----	15
SEVEN MAJOR CRIMES MONTHLY CRIME COMPARISON BY ZONES -----	16
SEVEN MAJOR CRIMES - MONTHLY CRIME COMPARISON - ZONE 1 -----	17
SEVEN MAJOR CRIMES - MONTHLY CRIME COMPARISON - ZONE 2 -----	18
SEVEN MAJOR CRIMES - MONTHLY CRIME COMPARISON - ZONE 3 -----	19
SEVEN MAJOR CRIMES - MONTHLY CRIME COMPARISON - ZONE 4 -----	20
SEVEN MAJOR CRIMES - MONTHLY CRIME COMPARISON - ZONE 5 -----	21
SEVEN MAJOR CRIMES - MONTHLY CRIME COMPARISON - ZONE 6 -----	22
CLEAR-UP RATE COMPARISON -----	23
ATLANTA AIRPORT -----	24
RETURN A - MONTHLY RETURN OF OFFENSES KNOWN TO THE POLICE -----	25
PROPERTY STOLEN BY CLASSIFICATION -----	26
	26a
SEX AND RACE OF PERSONS ARRESTED -----	27
	27a-27e
SEVEN MAJOR CRIMES - MONTHLY CRIME COMPARISON -----	28
SEVEN MAJOR CRIMES ARREST MONTHLY AND YEAR TO DATE COMPARISON -----	29
CLEAR-UP RATE COMPARISON -----	30

JANUARY 2014
U.C.R. COMPARATIVE CRIME REPORT
SUPPORT SERVICES DIVISION
INFORMATION SERVICES SECTION

	<u>JANUARY 2014</u>		<u>JANUARY 2013</u>		<u>COMPARATIVE ACTUAL</u>	<u>% CHANGE ACTUAL</u>	<u>COMPARATIVE CLEARED</u>	<u>% CHANGE CLEARED</u>
	<u>ACTUAL</u>	<u>CLEARED</u>	<u>ACTUAL</u>	<u>CLEARED</u>				
MURDER	6	5	7	6	-1	-14%	-1	-17%
RAPE	13	3	6	4	7	117%	-1	-25%
ROBBERY	165	33	214	42	-49	-23%	-9	-21%
AGG. ASSAULT	205	100	253	156	-48	-19%	-56	-36%
BURGLARY - RESIDENCE	412		517		-105	-20%		
BURGLARY - NON-RESIDENCE	94	47	74	39	20	27%	8	21%
LARCENY - \$200 AND OVER	306		395		-89	-23%		
LARCENY - \$50 TO \$199	78	192	89	248	-11	-12%	-56	-23%
LARCENY - UNDER \$50	797		879		-82	-9%		
AUTO THEFT	341	19	500	30	-159	-32%	-11	-37%
TOTAL	2,417		2,934		-517	-18%		
AUTOS RECOVERED	131		250		-119	-48%		

	<u>2014 JANUARY - JANUARY</u>		<u>2013 JANUARY - JANUARY</u>		<u>COMPARATIVE ACTUAL</u>	<u>% CHANGE ACTUAL</u>	<u>COMPARATIVE CLEARED</u>	<u>% CHANGE CLEARED</u>
	<u>ACTUAL</u>	<u>CLEARED</u>	<u>ACTUAL</u>	<u>CLEARED</u>				
MURDER	6	5	7	6	-1	-14%	-1	-17%
RAPE	13	3	6	4	7	117%	-1	-25%
ROBBERY	165	33	214	42	-49	-23%	-9	-21%
AGG. ASSAULT	205	100	253	156	-48	-19%	-56	-36%
BURGLARY - RESIDENCE	412		517		-105	-20%		
BURGLARY - NON-RESIDENCE	94	47	74	39	20	27%	8	21%
LARCENY - \$200 AND OVER	306		395		-89	-23%		
LARCENY - \$50 TO \$199	78	192	89	248	-11	-12%	-56	-23%
LARCENY - UNDER \$50	797		879		-82	-9%		
AUTO THEFT	341	19	500	30	-159	-32%	-11	-37%
TOTAL	2,417		2,934		-517	-18%		
AUTOS RECOVERED	131		250		-119	-48%		

RETURN A - MONTHLY RETURN OF OFFENSES KNOWN TO THE POLICE

1-720b (Rev. 8-30-94)
OMB No. 1110-0001

This report is authorized by law Title 28, Section 534, U. S. Code. While you are not required to respond, your cooperation in forwarding this report by the 7th day after the close of the month to Uniform Crime Reports, Federal Bureau of Investigation, Washington, D.C. 20535, will assist in compiling comprehensive, accurate national crime figures on a timely basis.

1	2	3	4	5	6
CLASSIFICATION OF OFFENSES	OFFENSES REPORTED OR KNOWN TO POLICE (INCLUDE "UNFOUNDED" AND ATTEMPTS)	UNFOUNDED, I.E., FALSE OR BASELESS COMPLAINTS	NUMBER OF ACTUAL OFFENSES (COLUMN 2 MINUS COLUMN 3) INCLUDE ATTEMPTS	TOTAL OFFENSES CLEARED BY ARREST OR EXCEPTIONAL MEANS (INCLUDES COL. 6)	NUMBER OF CLEARANCES INVOLVING ONLY PERSONS UNDER 18 YEARS OF AGE
1. CRIMINAL HOMICIDE					
a. MURDER AND NONNEGLIGENT HOMICIDE	6	0	6	5	0
b. MANSLAUGHTER BY NEGLIGENCE					
2. FORCIBLE RAPE TOTAL	14	1	13	3	0
a. Rape by Force	13	1	12	3	0
b. Attempts to commit Forcible Rape	1	0	1	0	0
3. ROBBERY TOTAL	168	3	165	33	5
a. Firearm	111	3	108	17	3
b. Knife or Cutting Instrument	10	0	10	3	0
c. Other Dangerous Weapon	5	0	5	4	0
d. Strong-Arm (Hands, Fists, Feet, etc.)	42	0	42	9	2
4. ASSAULT TOTAL	686	6	680	389	15
a. Firearm	70	0	70	27	0
b. Knife or cutting instrument	44	2	42	23	1
c. Other Dangerous Weapon	76	0	76	41	2
d. Strong-Arm	17	0	17	9	0
e. Other Assaults - Simple, Not Aggravated	479	4	475	289	12
5. BURGLARY TOTAL	512	6	506	47	2
a. Forcible Entry	380	2	378	36	2
b. Unlawful Entry - No Force	89	3	86	8	0
c. Attempted Forcible Entry	43	1	42	3	0
6. LARCENY THEFT TOTAL (except Motor Vehicle Theft)	1,212	31	1,181	192	10
7. MOTOR VEHICLE THEFT TOTAL	360	19	341	19	6
a. Autos	321	19	302	18	6
b. Trucks and Buses	33	0	33	1	0
c. Other Vehicles	6	0	6	0	0
GRAND TOTAL	2,958	66	2,892	688	38

CHECKING ANY OF THE APPROPRIATE BLOCKS BELOW WILL ELIMINATE YOUR NEED TO SUBMIT REPORTS WHEN THE VALUES ARE ZERO. THIS WILL ALSO AID THE NATIONAL PROGRAM IN ITS QUALITY CONTROL EFFORTS.

NO SUPPLEMENTARY HOMICIDE REPORT SUBMITTED SINCE NO MURDERS, JUSTIFIABLE HOMICIDES, OR MANSLAUGHTER BY NEGLIGENCE OCCURRED IN THIS JURISDICTION DURING THE MONTH.

NO SUPPLEMENT TO RETURN A REPORT SINCE NO CRIME OFFENSES OR RECOVERY OF PROPERTY REPORTED DURING THE MONTH.

NO LAW ENFORCEMENT OFFICERS KILLED OR ASSAULTED REPORT SINCE NONE OF THE OFFICERS WERE ASSAULTED OR KILLED DURING THE MONTH.

NO AGE, SEX, AND RACE OF PERSONS ARRESTED UNDER 18 YEARS OF AGE REPORT SINCE NO ARRESTS OF PERSONS WITHIN THIS AGE GROUP.

NO AGE, SEX, AND RACE OF PERSONS ARRESTED 18 YEARS OF AGE AND OVER REPORT SINCE NO ARRESTS OF PERSONS WITHIN THIS AGE GROUP.

NO MONTHLY RETURN OF ARSON OFFENSES KNOWN TO LAW ENFORCEMENT REPORT SINCE NO ARSONS OCCURRED.

DO NOT USE THIS SPACE

	INITIALS
RECORDED	
EDITED	
ENTERED	
ADJUSTED	
WORKED	

* TOTALS INCLUDE PREVIOUS OFFENSES

JANUARY 2014

Month and Year of Report

GAAPD 0000

Agency Identifier

FEBRUARY 24, 2014

Date

ATLANTA POLICE DEPARTMENT - GEORGIA

Agency and State

Nail J. King LIEUTENANT
Prepared By Title

George H. Sun CHIEF
Chief, Commissioner, Sheriff, or Superintendent

PROPERTY STOLEN BY CLASSIFICATION

CLASSIFICATION	DATA ENTRY	Number of Actual Offenses (Column 4 Return A)	Monetary Value of Property Stolen
1. MURDER AND NONNEGLIGENT MANSLAUGHTER	12	6	\$ 2.00
2. FORCIBLE RAPE	20	13	\$ 0.00
3. ROBBERY			
(a) HIGHWAY (streets, alleys, etc.)	31	107	21,349.00
(b) COMMERCIAL HOUSE (except c, d, and f)	32	11	4,651.00
(c) GAS OR SERVICE STATION	33	0	0.00
(d) CONVENIENCE STORE	34	2	90.00
(e) RESIDENCE (anywhere on premises)	35	34	27,414.00
(f) BANK	36	1	0.00
(g) MISCELLANEOUS	37	10	1,899.00
TOTAL ROBBERY	30	165	\$ 55,403.00
5. BURGLARY - BREAKING OR ENTERING			
(a) RESIDENCE (dwelling)			
(1) NIGHT (6 p.m. - 6 a.m.)	51	117	136,814.00
(2) DAY (6 a.m. - 6 p.m.)	52	295	280,024.00
(3) UNKNOWN	53	0	0.00
(b) NON-RESIDENCE (store, office, etc.)			
(1) NIGHT (6 p.m. - 6 a.m.)	54	61	108,869.00
(2) DAY (6 a.m. - 6 p.m.)	55	33	196,231.00
(3) UNKNOWN	56	0	0.00
TOTAL BURGLARY	50	506	\$ 721,938.00
6. LARCENY - THEFT (Except Motor Vehicle Theft)			
(a) \$200 AND OVER	61	306	442,485.00
(b) \$50 TO \$200	62	78	8,899.00
(c) UNDER \$50	63	797	2,494.00
TOTAL LARCENY (Same as Item 6X)	60	1,181	\$ 453,878.00
7. MOTOR VEHICLE THEFT (Include Alleged Joy Ride)	70	341	\$ 195,501.00
GRAND TOTAL - ALL ITEMS	77		\$ 1,426,722.00
ADDITIONAL ANALYSIS OF LARCENY AND MOTOR VEHICLE THEFT			
6X. NATURE OF LARCENIES UNDER ITEM 6			
(a) POCKET-PICKING	81	11	1,036.00
(b) PURSE-SNATCHING	82	16	1,915.00
(c) SHOPLIFTING	83	210	20,177.00
(d) FROM MOTOR VEHICLES (except e)	84	592	300,362.00
(e) MOTOR VEHICLE PARTS AND ACCESSORIES	85	68	11,046.00
(f) BICYCLES	86	12	6,586.00
(g) FROM BUILDING (except c and h)	87	128	64,851.00
(h) FROM ANY COIN-OPERATED MACHINES (parking meters, etc.)	88	1	1.00
(i) ALL OTHER	89	143	47,904.00
TOTAL LARCENIES (Same as Item 6)	60	1,181	\$ 453,878.00
7X. MOTOR VEHICLES RECOVERED			
(a) STOLEN LOCALLY AND RECOVERED LOCALLY	91	102	
(b) STOLEN LOCALLY AND RECOVERED BY OTHER JURISDICTIONS	92	29	
(c) TOTAL LOCALLY STOLEN MOTOR VEHICLES RECOVERED (a & b)	93	131	
(d) STOLEN IN OTHER JURISDICTIONS AND RECOVERED LOCALLY	90	N/A	

SUPPLEMENT TO RETURN A
MONTHLY RETURN OF OFFENSES KNOWN TO THE POLICE

1-706 (Rev.8-30-94)
Form Approved
OMB No. 1110-0007

This report is authorized by law, Title 28, Section 534, U. S. Code. While you are not required to respond, your cooperation in submitting this report with the Return A will assist the FBI in compiling comprehensive, accurate figures on a timely basis.

This form deals with the nature of crime and the monetary value of property stolen and recovered. The total offenses recorded on the form should be the same as the number of actual offenses listed in Column 4 of the Return A for each crime class. Include attempted crimes on this form, but do not include unfounded offenses. If you cannot complete the report in all areas, please record as much information as is available. Tally sheets will be sent upon request.

PROPERTY BY TYPE AND VALUE

Type of Property (1)	Data Entry	Monetary Value of Property Stolen in Your Jurisdiction	
		Stolen (2)	Recovered (3)
(A) Currency, Notes, Etc.	01	\$ 111,543.00	\$ 1.00
(B) Jewelry and Precious Metals	02	291,158.00	0.00
(C) Clothing and Furs	03	195,784.00	0.00
(D) Locally Stolen Motor Vehicles	04	195,501.00	32,374.00
(E) Office Equipment	05	15,106.00	0.00
(F) Televisions, Radios, Stereos, Etc.	06	302,554.00	2.00
(G) Firearms	07	7,393.00	0.00
(H) Household Goods	08	21,628.00	0.00
(I) Consumable Goods	09	4,675.00	1.00
(J) Livestock	10	0.00	0.00
(K) Miscellaneous	11	281,380.00	0.00
TOTAL	00	\$ 1,426,722.00	\$ 32,378.00

The total of this column should agree with the Grand Total (DATA ENTRY 77) shown on page 2.

Include in this column all property recovered even though stolen in prior months. The above is an accounting for only that property stolen in your jurisdiction. This will include property recovered for you by other jurisdictions, but not property you recover for them.

FEBRUARY 24, 2014
DATE

Nail J. Klay LIEUTENANT
PREPARED BY TITLE

George N. Jones CHIEF
CHIEF, COMMISSIONER, SHERIFF OR SUPERINTENDENT

JANUARY 2014
Month and Year of Report

GAAPD 0000
Agency Identifier

ATLANTA POLICE DEPARTMENT - GEORGIA
Agency and State

LAW ENFORCEMENT OFFICERS KILLED OR ASSAULTED

It is requested this report be completed and transmitted with monthly crime reports to: Director, Federal Bureau of Investigation, Uniform Crime Reports, Washington, D. C. 20535. This form should be used to report the number of your officers who were assaulted or killed in the line of duty during the month. Additional information concerning officers killed will be requested by a separate questionnaire.

OFFICERS KILLED Number of your law enforcement officers killed in the line of duty this month.	By felonious act	0
	By accident or negligence	0

Officers Assaulted (Do not include officers killed) - See other side for instructions.

Type of Activity	Total Assaults by Weapon A	Type of Weapon				Two-Officer Vehicle F	Type of Assignment						Police Assaults Cleared M	
		Firearm B	Knife or Other Cutting Instrument C	Other Dangerous Weapon D	Hands, Fists, Feet, etc. E		One-Officer Vehicle		Detective or Special Assign.		Other			
							Alone G	As-sisted H	Alone I	As-sisted J	Alone K	As-sisted L		
1. Responding to "Disturbance" calls (family quarrels, man with gun, etc.)	0													
2. Burglaries in progress or pursuing burglary suspects	0													
3. Robberies in progress or pursuing robbery suspects	0													
4. Attempting other arrests	0													
5. Civil disorder (riot, mass disobedience)	0													
6. Handling, transporting, custody of prisoners	11				11		2	5	1		1	2		10
7. Investigating suspicious persons or circumstances	1				1		1							1
8. Ambush - no warning	1				1		1							1
9. Mentally deranged	3				3			3						3
10. Traffic pursuits and stops	0													
11. All Other	6	2		1	3			1		2	1	2		6
12. TOTAL (1-11)	22	2	0	1	19	0	4	9	1	2	2	4		21
13. Number with personal injury	0													
14. Number without personal injury	22	2		1	19									
15. Time of assaults														
AM		1		1		1								
PM	1	4	7	3		4								4

DO NOT WRITE HERE

Recorded	Initials
Edited	
Punched	
Verified	
Adjusted	
DOJ/FBI	

12:01 2:00 4:00 6:00 8:00 10:00 12:00

JANUARY 2014
Month and Year

GAAPD 0000
Agency Identifier

ATLANTA POLICE DEPARTMENT
Agency

GEORGIA
State

Nail J. Klay
Prepared By

George W. J.
Chief, Sheriff, Commissioner, Superintendent

LIEUTENANT
Title

CHIEF

MONTHLY RETURN OF ARSON OFFENSES KNOWN TO LAW ENFORCEMENT

DQ-73 (2-11-82)
Form Approved
OMB No. 1110-0008

This report is authorized by law Title 28, Section 534, United States Code, and the enactment of the fiscal year 1979, Department of Justice Authorization Bill S. 3151. While you are not required to respond, your cooperation in using this form to report all incidents of arson which become known to your department during the month will assist the FBI in compiling comprehensive, accurate data on a timely basis. Instructions appear on reverse side.

1		2	3	4	5	6	7	8
PROPERTY CLASSIFICATION		Offenses Reported or Known to Police (Include Unfounded and Attempts)	Unfounded, i.e. False or Baseless Complaints	Number of Actual Offenses (Column 2 Minus Column 3 (Include Attempts))	Total Offenses Cleared by Arrest or Exceptional Means (Include Column 6)	Number of Clearances Involving Only Persons Under 18 Years of Age	Offenses Where Structures Uninhabited Abandoned, or not Normally in Use	Estimated Value of Property Damage
STRUCTURAL	A. Single Occupancy Residential: Houses, Townhouses, Duplexes, etc.	15	14	1			1	\$ 11,000.
	B. Other Residential: Apartments, Tenements, Flats, Hotels, Motels, Inns, Dormitories, Boarding Houses, etc.	3	3					\$
	C. Storage: Barns, Garages, Warehouses, etc.							\$
	D. Industrial/Manufacturing							\$
	E. Other Commercial: Stores, Restaurants, Offices, etc.	1	1					\$
	F. Community/Public: Churches, Jails, Schools, Colleges, Hospitals, etc.	2	1	1				\$ 100.
	G. All Other Structure: Out Buildings, Monuments, Buildings Under Construction, etc.							\$
	TOTAL STRUCTURE	21	19	2			1	\$ 11,100.
MOBILE	H. Motor Vehicles: Automobiles, Trucks, Buses, Motorcycles, etc.: UCR Definition	2	1	1				\$ 5,000.
	I. Other Mobile Property: Trailers, Recreational Vehicles, Airplanes, Boats, etc.	1		1				\$ 15,000.
	TOTAL MOBILE	3	1	2				\$ 20,000.
J. TOTAL OTHER Crops, Timber, Fences, Signs, etc.							\$	
GRAND TOTAL		24	20	4			1	\$ 31,100.

-5-

Agency Identifier GAAPD 0000 Month JANUARY 2014
 Agency ATLANTA POLICE DEPARTMENT State GEORGIA
 Prepared by Nail J. Koss LIEUTENANT
[Signature] CHIEF
 Chief, Commissioner, Sheriff, or Superintendent

DO NOT WRITE HERE	
Recorded	
Edited	
Entered	
Adjusted	
Corres.	

SSD/2-24-14

AGENCY IDENTIFIER GAAPD 0000 REPORTING PERIOD JANUARY 2014

AGENCY NAME ATLANTA POLICE DEPARTMENT

POLICE DISPOSITION OF JUVENILES

-Not to include neglect or traffic cases-

1. Handled within Department and released. (Warning, released to parents, etc.)	_____
2. Referred to juvenile court or probation department.	_____ 83
3. Referred to welfare agency.	_____
4. Referred to other police agency.	_____
5. Referred to criminal or adult court.	_____
TOTAL	_____ 83

FEBRUARY 24, 2014
DATE

Nail J Klotz LIEUTENANT
PREPARED BY TITLE

George M. Jones CHIEF
APPROVED BY TITLE

GCIC USE ONLY

Recorded	_____
Reviewed	_____
Punched	_____
Verified	_____

RETURN TO
Georgia Crime Information Center/Uniform Crime Reporting
P. O. Box 1456
Atlanta, Georgia 30301

Return on or before the 7th of the following month.

GCIC/UCR-012 (9/74)

PAGE 1 OF 1
 SUPPLEMENTARY HOMICIDE REPORT

1-704 (Rev. 4-24-95)
 Form Approved
 OMB No. 1110-0002

This report is authorized by law Title 28, Section 534, United States Code. While you are not required to respond, your cooperation in using this form to list data pertaining to all homicides reported on your Return A will assist the FBI in compiling comprehensive, accurate data regarding this important classification on a timely basis.

1a. Murder and Nonnegligent Manslaughter

List below specific information for all offenses shown in item 1a of the monthly Return A. In addition, list all justifiable killings of felons by a citizen or by a peace officer in the line of duty. A brief explanation in the circumstances column regarding unfounded homicide offenses will aid the national Uniform Crime Reporting Program in editing the reports.

Incident	Situation*	Victim **				Offender**				Data Code			Weapon Used (Handgun, Rifle, Shotgun, Club, Poison, etc.)	Relationship of Victim to Offender (Husband, Wife, Son, Father, Acquaintance, Neighbor, Stranger, etc.)	Circumstances (Victim shot by robber, robbery victim shot robber, killed by patron during barroom brawl, etc.)
		Age	Sex	Race	Ethnicity	Age	Sex	Race	Ethnicity	Do Not Write In These Spaces					
	B	50	M	B	N								KNIFE	UNKNOWN	OTHER
	B	42	M	B	N								HANDGUN	UNKNOWN	OTHER
	B	37	M	B	N								HANDGUN - 9 MM	UNKNOWN	OTHER
	A	64	M	B	N	32	M	B	N				BLUNT OBJECT	ACQUAINTANCE	OTHER ARGUMENTS
	B	35	M	B	N								HANDGUN - 9 MM	UNKNOWN	OTHER
	B	27	M	B	N								HANDGUN	UNKNOWN	OTHER

*
 ** - See reverse side for explanation

JANUARY 2014

Month and Year

ATLANTA POLICE DEPARTMENT

Agency

GAAPD 0000

Agency Identifier

GEORGIA

State

Nail J. King

Prepared By

LIEUTENANT

Title

George N. ...

CHIEF

Chief, Sheriff, Commissioner, Superintendent

DO NOT WRITE HERE	
Recorded	
Edited	
Punched	
Verified	
Adjusted	

ATLANTA POLICE DEPARTMENT
 AGE, SEX, AND RACE OF PERSONS ARRESTED
 17 YEARS OF AGE AND OVER

MONTH JANUARY

YEAR 2014

CLASSIFICATION OF OFFENSES	SEX	AGE OF PERSON ARRESTED																TOTAL	RACE				ETHNIC	
		17	18	19	20	21	22	23	24	30	35	40	45	50	55	60	65		White	Black	Native Amer.	Asian/Pacific	Whi. Hispanic	Blck Hispanic
		29	34	39	44	49	54	59	64	UP														
Murder/Nonnegligent Manslaughter	M					2		1	2			1						6						
	F																	0		6				
Manslaughter by Negligence	M																	0						
	F																	0						
Forcible Rape	M							1					1		1		3							
	F																0		3					
Robbery	M	5	6	2	3	2	2	2	5		7	1	2			1	1	39						
	F		1	1	1					3								6	2	43				
Aggravated Assault	M	3	3	2	2		3	1	10	2	7	7	7	6	2	2		57						
	F			1	1	4			6	6	2	5	1	2				28	8	77				
Burglary- Breaking or Entering	M		2		4	1	5	3	7	5	5	5	2	8	2	2		51						
	F				1			1		1								3	8	46				
Larceny - Theft (except Motor Vehicle Theft)	M	3	5	5	3	12	6	9	15	18	11	11	21	18	9	3	5	154						
	F	3	5	8	2		4	3	9	9	3	4	3	6	1	1		61	25	190				
Motor Vehicle Theft	M	3					1				2		1	1		1		9						
	F				1													1		10				
Other Assaults	M	2	4	5	2	1	6	9	36	30	17	16	17	15	9	3	1	173						
	F	2	4		3	5	1	1	15	5	5	6	6	1	1	1		56	17	212				
Arson	M																	0						
	F																	0						
Forgery and Counterfeiting	M							1	3	2	2		1					9						
	F			1		1		1		1	1							5	2	12				
Fraud	M		2			1	1		8	1	4	2	2	3	2	1		27						
	F					1	1		6	2	2	4	2			1		19	10	36				
Embezzlement	M					1												1						
	F				1			1	1			1	1					5	1	5				
Stolen Property; Buying, Receiving, Possessing	M		3	4		1		2	9	2	2	2	1	2	1	1		30						
	F			1					1		2		1					5	4	31				
Vandalism	M	1	1	1	3	1	2	1	7	4	1	1	5					28						
	F						1		1	2	1					1		6	5	29				
Weapons	M	1	2		1	2	1		8	3	1	2		1	1	1	1	25						
	F	1				1					1	1						4	3	26				

ATLANTA POLICE DEPARTMENT
 AGE, SEX, AND RACE OF PERSONS ARRESTED
 17 YEARS OF AGE AND OVER

MONTH JANUARY

YEAR 2014

CLASSIFICATION OF OFFENSES	SEX	AGE OF PERSON ARRESTED																TOTAL	RACE				ETHNIC	
		17	18	19	20	21	22	23	24 29	30 34	35 39	40 44	45 49	50 54	55 59	60 64	65 UP		White	Black	Native Amer.	Asian/Pacific	Whi. Hispanic	Blck Hispanic
Prostitution and Commercialized Vice	M								2		1	1	2		1	1		8						
	F					1		1	4	3		4	2	3				18	7	19				
Sex Offenses (except Rape and Prostitution)	M		1		2	1	2	2	6	3	3	6	8	10	5	5	1	55						
	F								1	1	2			2				6	3	57	1			
Drug Abuse Violations Grand Total	M	4	11	15	19	12	15	21	77	49	32	21	11	17	8	2	1	315						
	F	0	0	0	0	2	3	4	22	7	2	1	2	3	1	0	0	47	41	320	0	1	0	0
(1) Sale/Manufacturing Subtotal	M	0	3	0	0	1	1	2	8	5	3	2	1	4	0	0	1	31						
	F	0	0	0	0	0	0	0	3	1	0	0	1	0	1	0	0	6	1	36	0	0	0	0
Opium or Cocaine and their derivatives	M							1	1			1					3							
	F												1					1		4				
Marijuana	M		2				1	1	1	3	3	1	1	1				14						
	F								1	1								2		16				
Synthetic Narcotics	M																	0						
	F																	0						
Other Dangerous Non-Narcotic Drugs	M		1			1			6	2				3			1	14						
	F								2						1			3	1	16				
(2) Possession Subtotal	M	4	8	15	19	11	14	19	69	44	29	19	10	13	8	2	0	284						
	F	0	0	0	0	2	3	4	19	6	2	1	1	3	0	0	0	41	40	284	0	1	0	0
Opium or Cocaine and their derivatives	M			2	1	1	4	1	9	11	8	10	8	5	2	1		63						
	F						2		5	1		1		1				10	21	52				
Marijuana	M	4	8	13	18	10	10	18	56	32	21	9	1	8	6	1		215						
	F					2	1	4	14	5	2		1	2				31	17	228		1		
Synthetic Narcotics	M								3									3						
	F																	0		3				
Other Dangerous Non-Narcotic Drugs	M								1	1			1					3						
	F																	0	2	1				
Gambling Total	M	1	0	0	0	0	0	1	0	0	0	0	0	0	0	0	0	2						
	F	0	0	0	0	0	1	0	0	0	0	0	0	0	0	0	0	1	0	3	0	0	0	0
Bookmaking	M																	0						
	F																	0						
Numbers and Lottery	M																	0						
	F																	0						

- 82 -

**ATLANTA POLICE DEPARTMENT
AGE, SEX, AND RACE OF PERSONS ARRESTED
17 YEARS OF AGE AND OVER**

MONTH JANUARY

YEAR 2014

CLASSIFICATION OF OFFENSES	SEX	AGE OF PERSON ARRESTED																TOTAL	RACE				ETHNIC		
		17	18	19	20	21	22	23	24 29	30 34	35 39	40 44	45 49	50 54	55 59	60 64	65 UP		White	Black	Native Amer.	Asian/Pacific	Whi. Hispanic	Blck Hispanic	
All Other Gambling	M	1						1										2							
	F						1											1							
Offenses Against Family And Children	M																	0							
	F								2	3				1				6							
Driving Under the Influence	M				1	4	3	4	20	12	7	13	9	3	1	2	3	82							
	F				1	2		3	13	8	5	4	2	1	1		1	41	52	69		2			
Liquor Laws	M				1		3	1	7	2	5	12	10	19	15	8	1	84							
	F							2		1	1	3		2		1	10	12	82						
Drunkenness	M				1		2	3	9	5	4	5	12	11	3	2	2	59							
	F						1				2			2			5	21	43						
Disorderly Conduct	M	3	2	3	5		3	1	23	25	19	20	19	21	12	6	2	164							
	F	1	1		3	3	4	3	5	2	3	3	3	3	3	1		38	24	177					1
Vagrancy	M			1	1	1			2	2	5	7	14	8	6	2		49							
	F									1	1	1	1				4	5	48						
All Other Offenses (except Traffic)	M	3	5	1	2	2	5	8	28	32	23	22	23	39	20	12	4	229							
	F	1		2	1	1	2	2	11	5	4	3	1	7	2	1		43	28	240		4			
Suspicion	M																	0							
	F																	0							
TOTAL			37	58	53	65	63	80	91	381	259	195	194	193	216	106	63	23	2077	278	1790	1	7	0	1

JANUARY 2014

Month and Year of Report

GAAPD 0000

Agency Identifier

FEBRUARY 25, 2014

Date

Nail J. King

Prepared By

LIEUTENANT

Title

ATLANTA POLICE DEPARTMENT - GEORGIA

Agency and State

George R. Johnson
Chief, Commissioner, Sheriff, or Superintendent

CHIEF

ATLANTA POLICE DEPARTMENT
 AGE, SEX, AND RACE OF PERSONS ARRESTED
 16 YEARS OF AGE AND UNDER

MONTH JANUARY
 YEAR 2014

CLASSIFICATION OF OFFENSES	SEX	AGE						RACE				ETHNIC	
		09	1012	1314	15	16	TOTAL	White	Black	Native Amer.	Asian/Pacific	Whi. Hispanic	Blck Hispanic
Murder/Nonnegligent Manslaughter 01a	M						0						
	F						0						
Manslaughter by Negligence 01b	M						0						
	F						0						
Forcible Rape 02	M						0						
	F						0						
Robbery 03	M				4	3	7						
	F						0		7				
Aggravated Assault 04	M			1	1		2						
	F			1		1	2		4				
Burglary- Breaking or Entering 05	M			1		4	5						
	F						0		5				
Larceny - Theft (except Motor Vehicle Theft) 06	M		1	10	5	1	17						
	F			2		1	3		20				
Motor Vehicle Theft 07	M			1	3	4	8						
	F			1			1		9				
Other Assaults 08	M		2	4	3	4	13						
	F			1		3	4	1	16				
Arson 09	M						0						
	F						0						
Forgery and Counterfeiting 10	M						0						
	F						0						
Fraud 11	M						0						
	F						0						
Embezzlement 12	M						0						
	F						0						
Stolen Property, Buying, Receiving, Possessing 13	M				2	2	4						
	F						0		4				
Vandalism 14	M				1		1						
	F			1			1		2				
Weapons 15	M				1		1						
	F						0		1				
Prostitution and Commercialized Vice 16	M						0						
	F						0						

-28-

ATLANTA POLICE DEPARTMENT
 AGE, SEX, AND RACE OF PERSONS ARRESTED
 16 YEARS OF AGE AND UNDER

MONTH JANUARY

YEAR 2014

CLASSIFICATION OF OFFENSES	SEX	AGE						RACE				ETHNIC		
		0	10	13	15	16	TOTAL	White	Black	Native Amer.	Asian/Pacific	Whi. Hispanic	Blck Hispanic	
		9	12	14										
Sex Offenses (except Rape and Prostitution)	17	M				1	1							
	F						0		1					
Drug Abuse Violations	18	M	0	0	1	1	2	4						
	Grand Total	F	0	0	0	0	0	0	0	4	0	0	0	0
(1) Sale/Manufacturing Subtotal	180	M	0	0	1	0	0	1						
	F	0	0	0	0	0	0	0	0	1	0	0	0	0
Opium or Cocaine and their Derivatives	a	M					0							
	F						0							
Marijuana	b	M			1		1							
	F						0		1					
Synthetic Narcotics	c	M					0							
	F						0							
Other Dangerous Non-Narcotic Drugs	d	M					0							
	F						0							
(2) Possession Subtotal	185	M	0	0	0	1	2	3						
	F	0	0	0	0	0	0	0	0	3	0	0	0	0
Opium or Cocaine and their Derivatives	e	M					0							
	F						0							
Marijuana	f	M				1	2	3						
	F						0	0	3					
Synthetic Narcotics	g	M					0							
	F						0							
Other Dangerous Non-Narcotic Drugs	h	M					0							
	F						0							
Gambling Total	19	M	0	0	0	0	0	0						
	F	0	0	0	0	0	0	0	0	0	0	0	0	0
Bookmaking	a	M					0							
	F						0							
Numbers and Lottery	b	M					0							
	F						0							
All Other Gambling	c	M					0							
	F						0							
Offenses Against Family and Children	20	M					0							
	F						0							

- 28 -

**ATLANTA POLICE DEPARTMENT
AGE, SEX, AND RACE OF PERSONS ARRESTED
16 YEARS OF AGE AND UNDER**

MONTH JANUARY

YEAR 2014

CLASSIFICATION OF OFFENSES	SEX	AGE						RACE				ETHNIC			
		0	10	13	15	16	TOTAL	White	Black	Native Amer.	Asian/Pacific	Whi. Hispanic	Blck Hispanic		
		9	12	14											
Driving Under the Influence	21	M						0							
	F							0							
Liquor Laws	22	M						0							
	F							0							
Drunkenness	23	M						0							
	F							0							
Disorderly Conduct	24	M			1			1							
	F							0		1					
Vagrancy	25	M						0							
	F							0							
All Other Offenses (except Traffic)	26	M					1	1							
	F							0		1					
Suspicion	27	M						0							
	F							0							
Curfew and Loitering	28	M			5	1	1	7							
	F							0		7					
Run-Aways	29	M						0							
	F							0							
Total			0	3	30	23	27	83	1	82	0	0	0	0	0

JANUARY 2014

Month and Year of Report

GAAPD 0000

Agency Identifier

FEBRUARY 25, 2014

Date

Nail J. King LIEUTENANT

Prepared By

ATLANTA POLICE DEPARTMENT - GEORGIA

Agency and State

Raymond M. Jones CHIEF
Chief, Commissioner, Sheriff, or Superintendent

-8e-

UNIFORM CRIME REPORTING

**LAW ENFORCEMENT
OPERATIONS
&
MANAGEMENT**

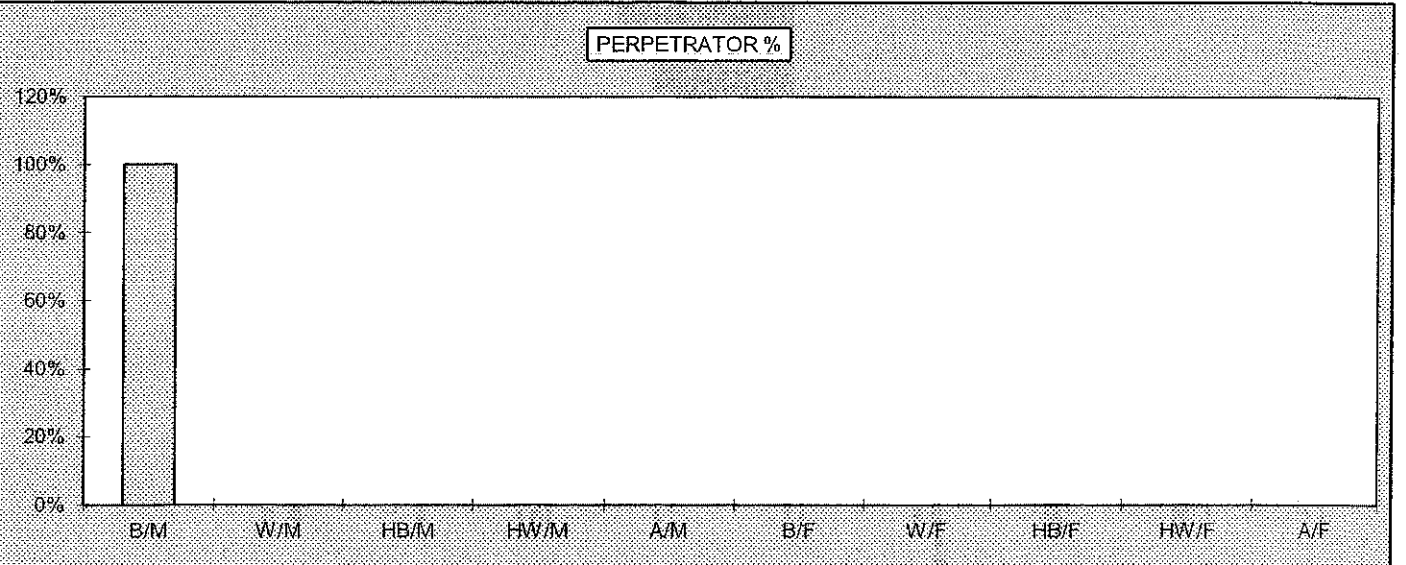
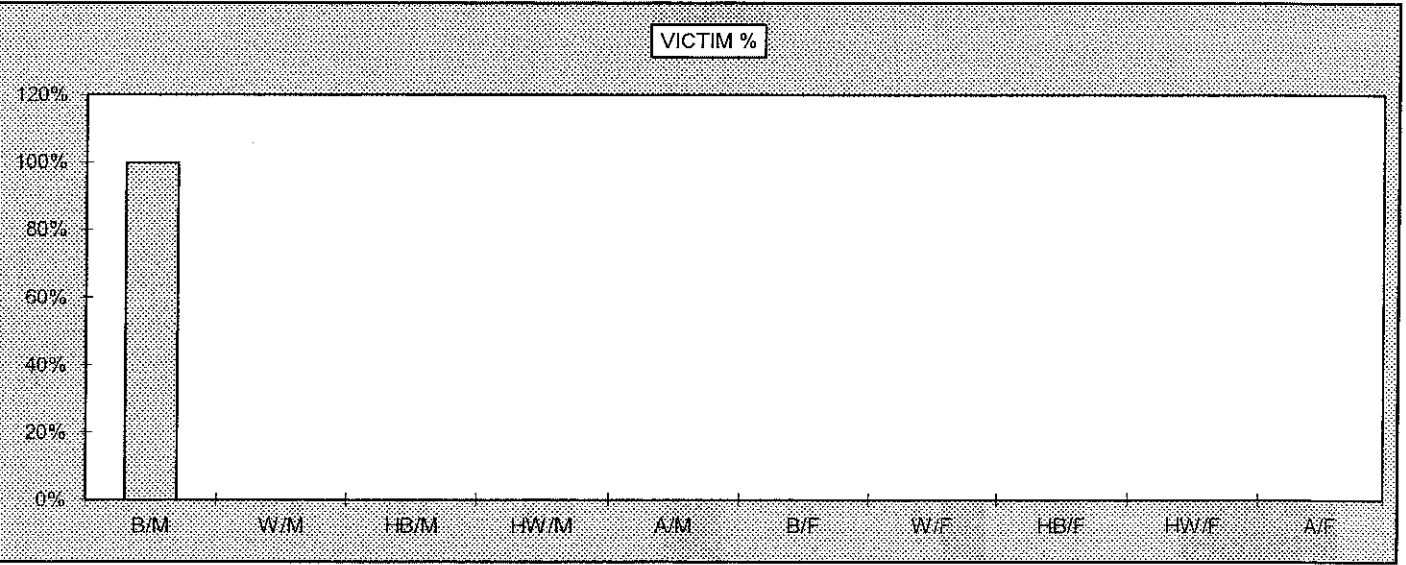
CRIME AREA COMPARISON

**SUPPORT SERVICES DIVISION
Information Services Section**

**JANUARY 2014
JANUARY 2013**

2014
**JANUARY HOMICIDE COMPARISON
 BY RACE, SEX, AND ETHNIC ORIGIN**

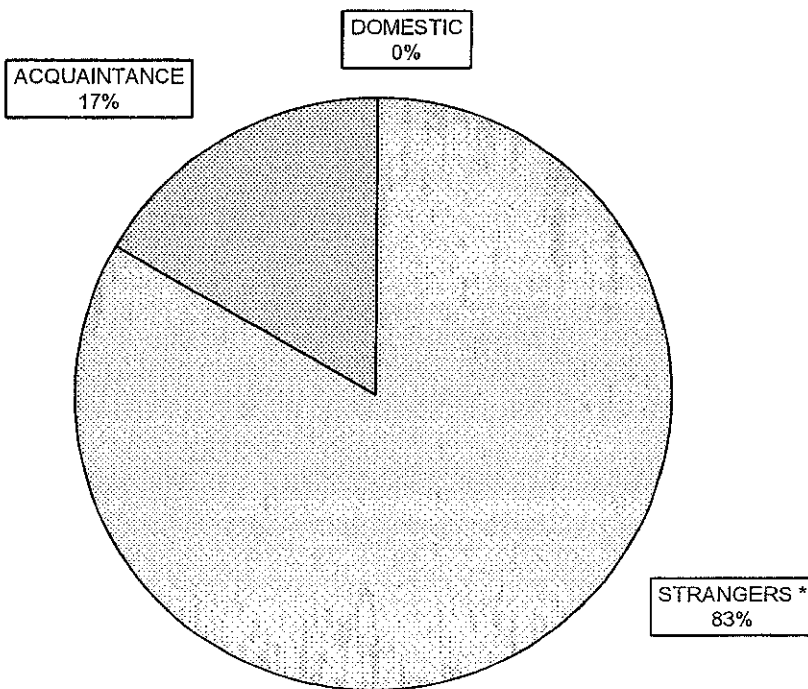
	VICTIM	PERPETRATOR		VICTIM %	PERPETRATOR %
B/M	6	1	B/M	100%	100%
W/M	0	0	W/M	0%	0%
HB/M	0	0	HB/M	0%	0%
HW/M	0	0	HW/M	0%	0%
A/M	0	0	A/M	0%	0%
TOTAL MALES	6	1	PERPETRATOR UNKNOWN FOR 5 HOMICIDES		
B/F	0	0	B/F	0%	0%
W/F	0	0	W/F	0%	0%
HB/F	0	0	HB/F	0%	0%
HW/F	0	0	HW/F	0%	0%
A/F	0	0	A/F	0%	0%
TOTAL FEMALES	0	0			
TOTAL	6	1			



**2014
HOMICIDE BREAKDOWN
YEAR TO DATE**

JANUARY							
MONTH	ACTUAL	DOMESTIC	%	STRANGERS *	%	ACQUAINTANCE	%
JANUARY	6	0	0%	5	83%	1	17%
FEBRUARY							
MARCH							
APRIL							
MAY							
JUNE							
JULY							
AUGUST							
SEPTEMBER							
OCTOBER							
NOVEMBER							
DECEMBER							
TOTAL	6	0	0%	5	83%	1	17%

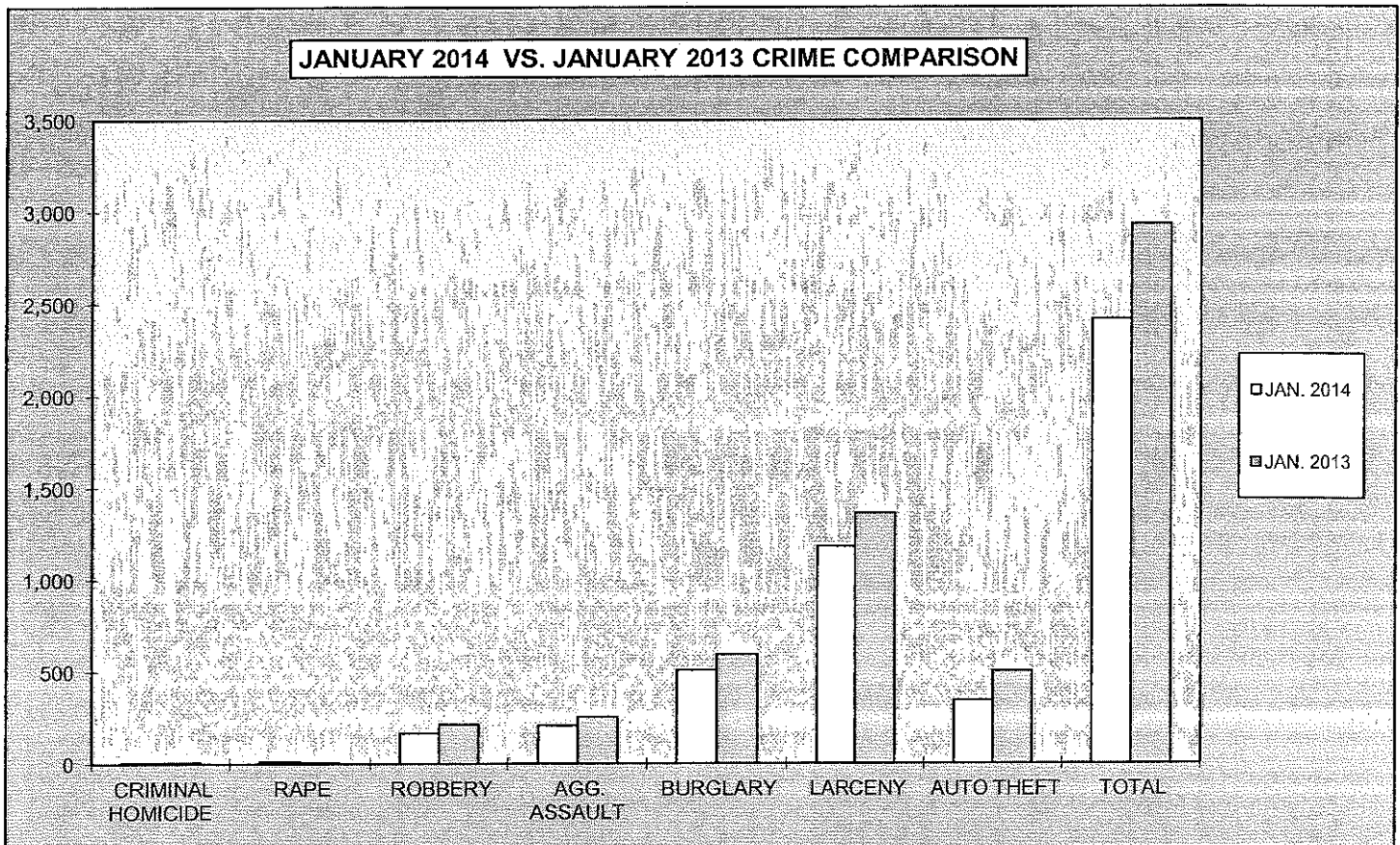
HOMICIDE BREAKDOWN BY VICTIM/OFFENDER RELATIONSHIP



* UNKNOWNNS INCLUDED IN WITH STRANGERS

**2014
MONTHLY CRIME COMPARISON**

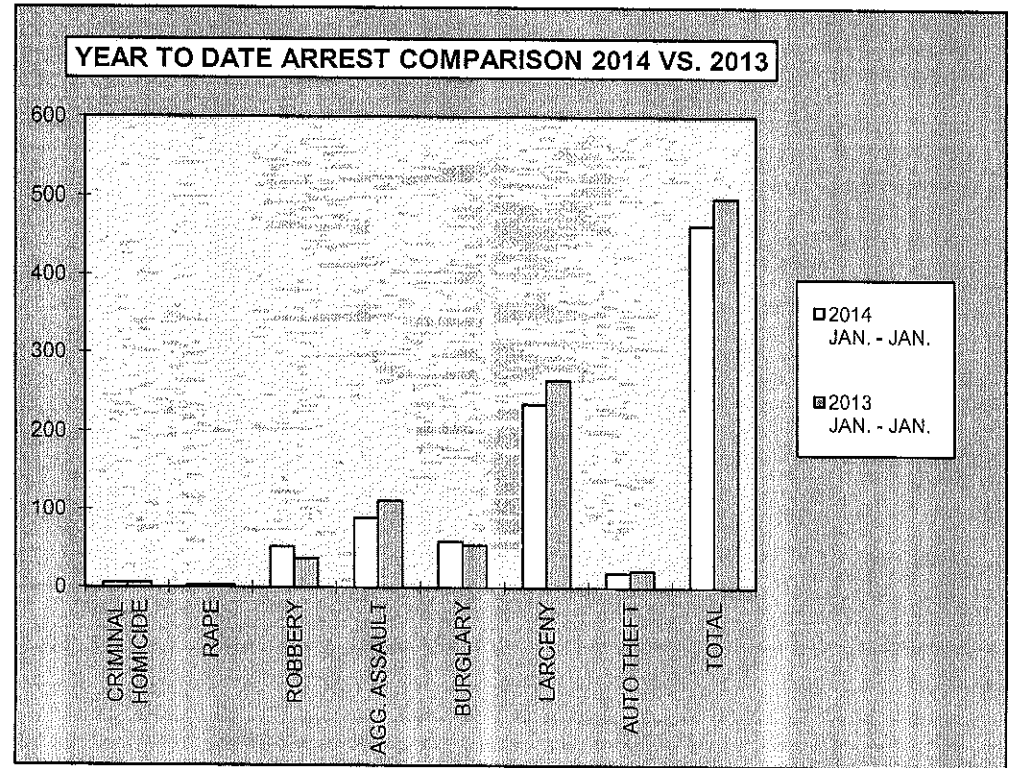
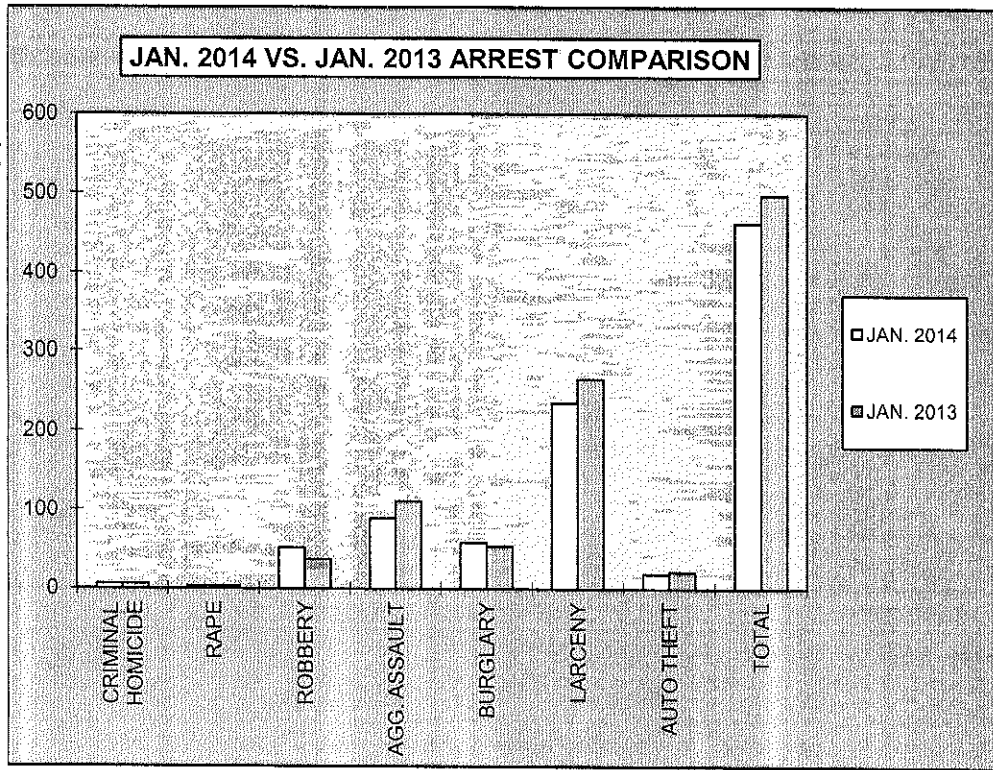
CRIME	JAN. 2014	JAN. 2013	# DIFFERENCE	% DIFFERENCE
CRIMINAL HOMICIDE	6	7	-1	-14%
RAPE	13	6	7	117%
ROBBERY	165	214	-49	-23%
AGG. ASSAULT	205	253	-48	-19%
BURGLARY	506	591	-85	-14%
RESIDENCE	412	517	-105	-20%
NON-RESIDENCE	94	74	20	27%
LARCENY	1,181	1,363	-182	-13%
POCKETPICKING	11	6	5	83%
PURSE SNATCHING	16	43	-27	-63%
SHOPLIFTING	210	230	-20	-9%
FROM MOTOR VEHICLES	592	621	-29	-5%
MOTOR VEH. PARTS/ACCESSORIES	68	96	-28	-29%
BICYCLES	12	12	0	0%
FROM BUILDINGS	128	158	-30	-19%
FROM COIN OPERATED MACHINES	1	1	0	0%
ALL OTHER	143	196	-53	-27%
AUTO THEFT	341	500	-159	-32%
TOTAL	2,417	2,934	-517	-18%



2014 ARREST COMPARISON

JANUARY ARREST COMPARISON				
CRIME	JAN. 2014	JAN. 2013	# DIFFERENCE	% DIFFERENCE
CRIMINAL HOMICIDE	6	6	0	0%
RAPE	3	3	0	0%
ROBBERY	52	37	15	41%
AGG. ASSAULT	89	111	-22	-20%
BURGLARY	59	54	5	9%
LARCENY	235	265	-30	-11%
AUTO THEFT	19	22	-3	-14%
TOTAL	463	498	-35	-7%


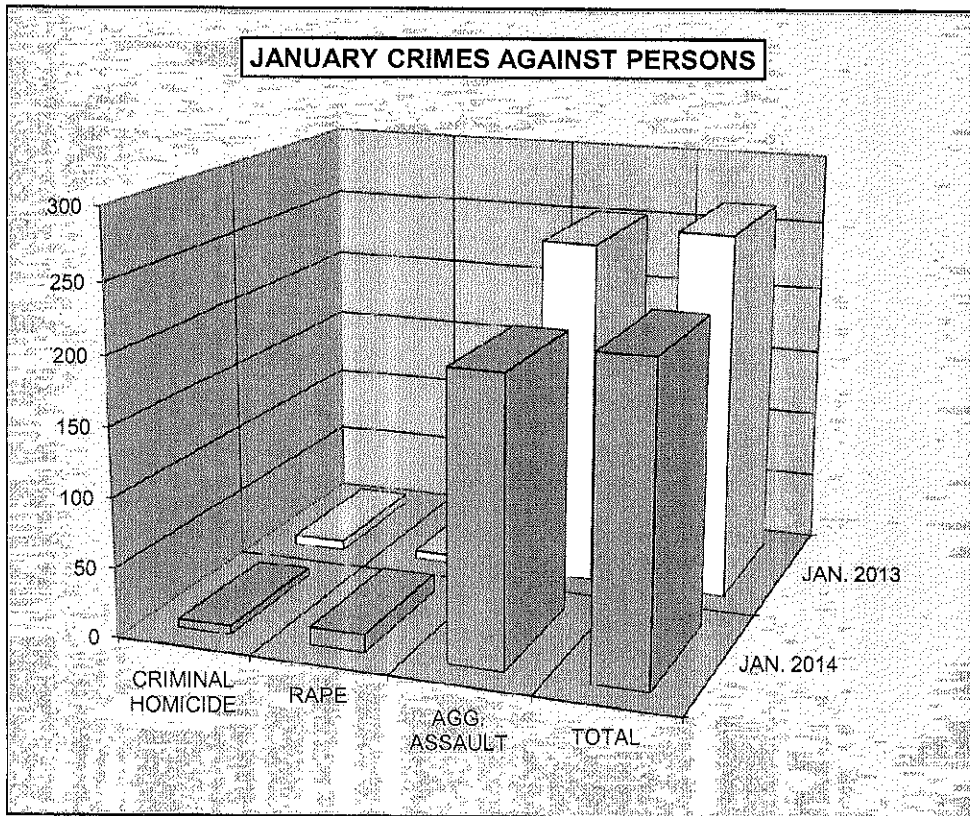
FIRST MONTH ARREST COMPARISON				
CRIME	2014 JAN. - JAN.	2013 JAN. - JAN.	# DIFFERENCE	% DIFFERENCE
CRIMINAL HOMICIDE	6	6	0	0%
RAPE	3	3	0	0%
ROBBERY	52	37	15	41%
AGG. ASSAULT	89	111	-22	-20%
BURGLARY	59	54	5	9%
LARCENY	235	265	-30	-11%
AUTO THEFT	19	22	-3	-14%
TOTAL	463	498	-35	-7%



**2014
CRIME COMPARISON
CRIMES AGAINST PERSONS**

JANUARY				
CRIME	JAN. 2014	JAN. 2013	# DIFFERENCE	% DIFFERENCE
CRIMINAL HOMICIDE	6	7	-1	-14%
RAPE	13	6	7	117%
AGG. ASSAULT	205	253	-48	-19%
TOTAL	224	266	-42	-16%



FIRST MONTH				
CRIME	2014 JAN. - JAN.	2013 JAN. - JAN.	# DIFFERENCE	% DIFFERENCE
CRIMINAL HOMICIDE	6	7	-1	-14%
RAPE	13	6	7	117%
AGG. ASSAULT	205	253	-48	-19%
TOTAL	224	266	-42	-16%



**2014
CRIME COMPARISON
CRIMES AGAINST PROPERTY**

JANUARY				
CRIME	JAN. 2014	JAN. 2013	# DIFFERENCE	% DIFFERENCE
ROBBERY	165	214	-49	-23%
BURGLARY	506	591	-85	-14%
LARCENY	1,181	1,363	-182	-13%
AUTO THEFT	341	500	-159	-32%
TOTAL	2,193	2,668	-475	-18%


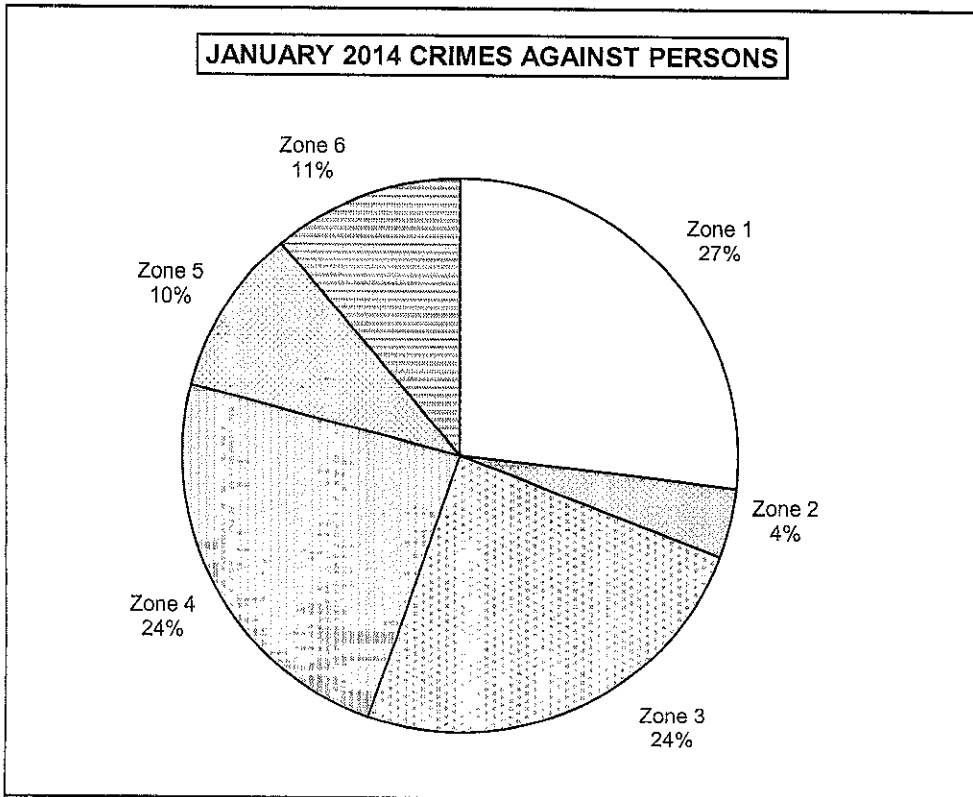
FIRST MONTH				
CRIME	2014 JAN. - JAN.	2013 JAN. - JAN.	# DIFFERENCE	% DIFFERENCE
ROBBERY	165	214	-49	-23%
BURGLARY	506	591	-85	-14%
LARCENY	1,181	1,363	-182	-13%
AUTO THEFT	341	500	-159	-32%
TOTAL	2,193	2,668	-475	-18%



2014
AREA BREAKDOWN
CRIMES AGAINST PERSONS AND PROPERTY

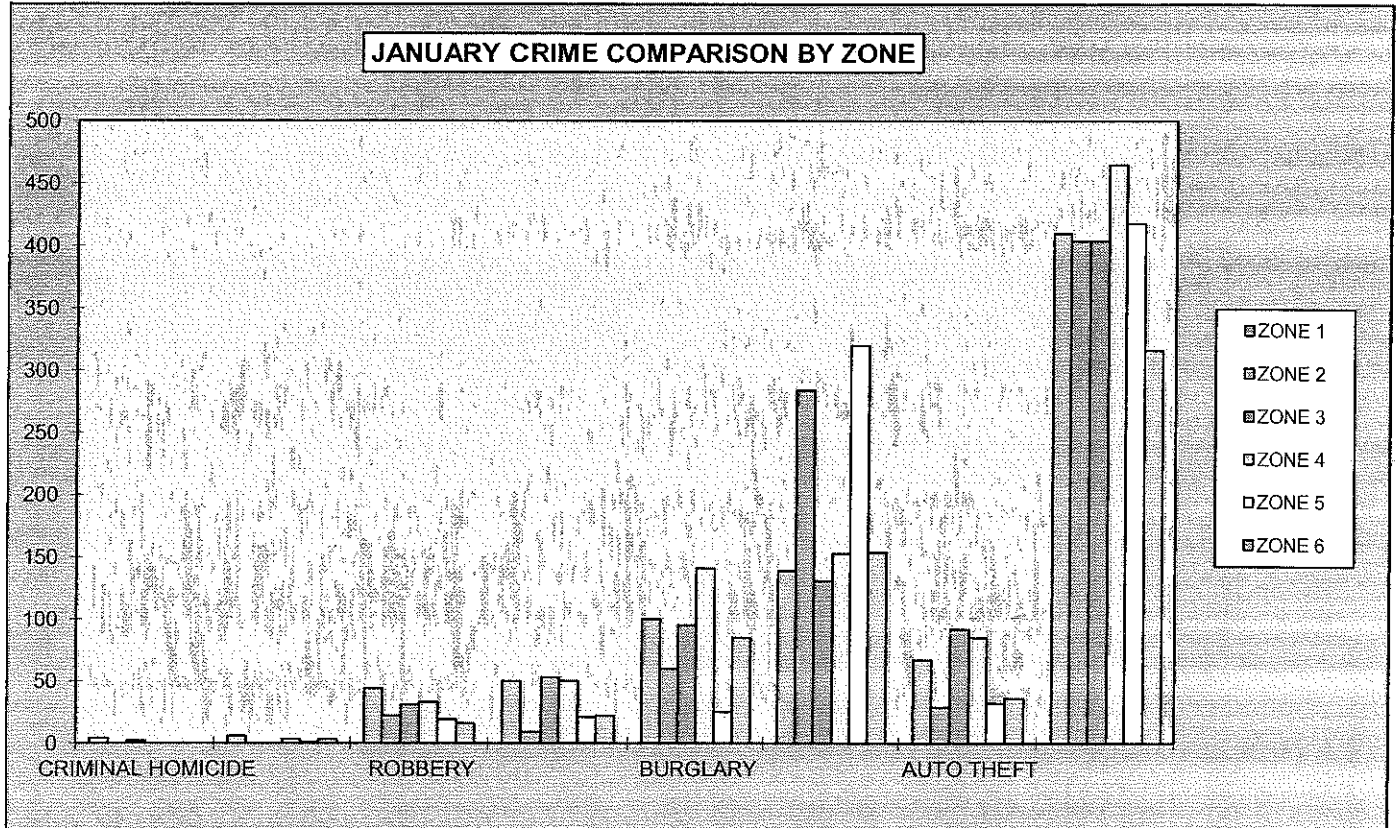
JANUARY 2014 CRIMES AGAINST PERSONS BY ZONE						
CRIME	Zone 1	Zone 2	Zone 3	Zone 4	Zone 5	Zone 6
CRIMINAL HOMICIDE	4	0	2	0	0	0
RAPE	6	0	0	3	1	3
AGG. ASSAULT	50	9	53	50	21	22
TOTAL CRIMES AGAINST PERSONS	60	9	55	53	22	25

JANUARY 2014 CRIMES AGAINST PROPERTY BY ZONE						
CRIME	Zone 1	Zone 2	Zone 3	Zone 4	Zone 5	Zone 6
ROBBERY	44	22	31	33	19	16
BURGLARY	100	60	95	141	25	85
LARCENY	139	284	131	153	320	154
AUTO THEFT	67	29	92	85	32	36
TOTAL CRIMES AGAINST PROPERTY	350	395	349	412	396	291



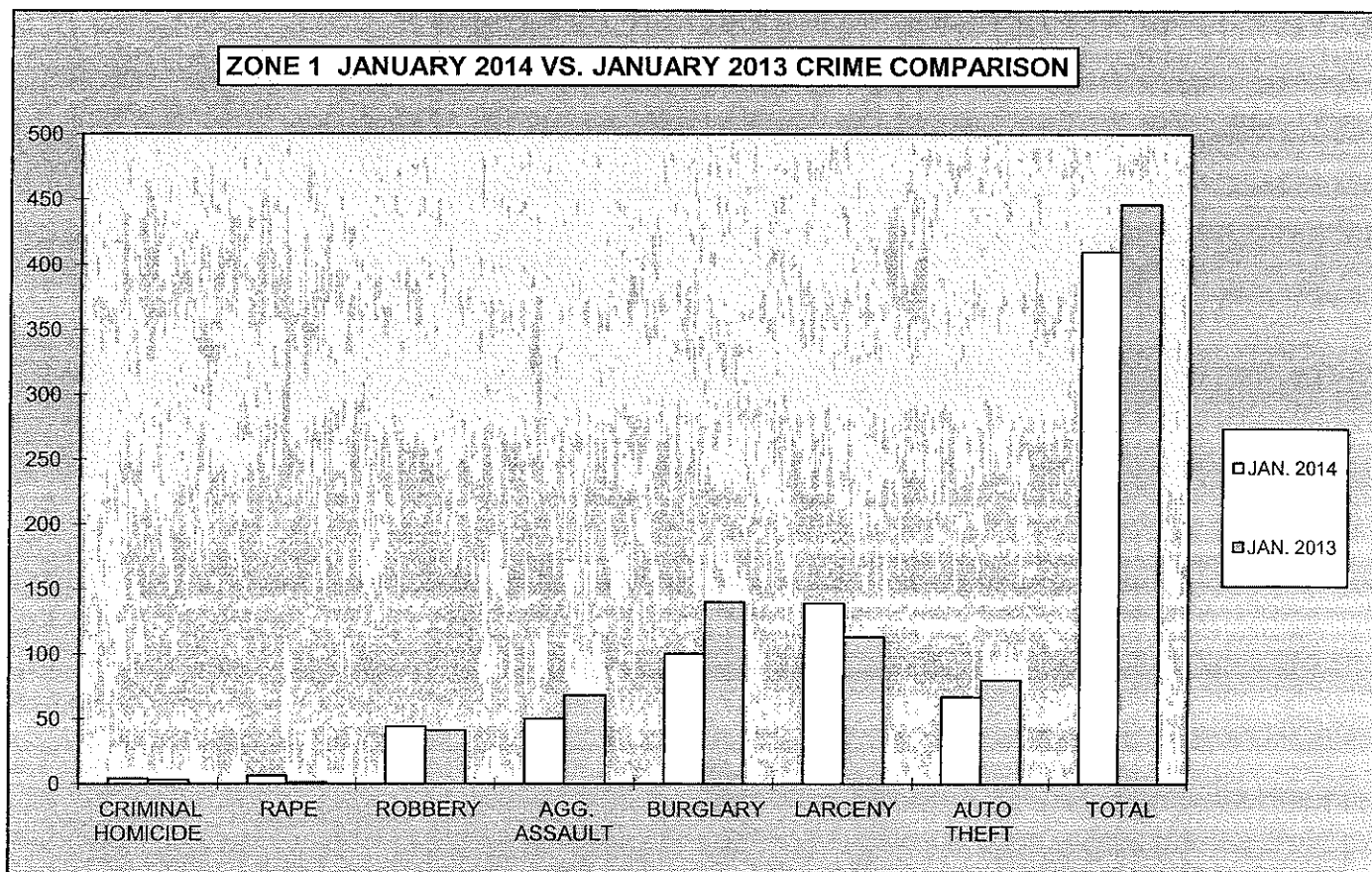
**2014
AREA BREAKDOWN**

JANUARY CRIME COMPARISON BY ZONE						
CRIME	ZONE 1	ZONE 2	ZONE 3	ZONE 4	ZONE 5	ZONE 6
CRIMINAL HOMICIDE	4	0	2	0	0	0
RAPE	6	0	0	3	1	3
ROBBERY	44	22	31	33	19	16
AGG. ASSAULT	50	9	53	50	21	22
BURGLARY	100	60	95	141	25	85
RESIDENCE	89	48	75	124	12	64
NON-RESIDENCE	11	12	20	17	13	21
LARCENY	139	284	131	153	320	154
POCKETPICKING	0	4	1	0	4	2
PURSE SNATCHING	2	1	4	1	6	2
SHOPLIFTING	34	65	20	36	26	29
FROM MOTOR VEHICLES	47	130	66	61	205	83
MOTOR VEH. PARTS/ACCESSORIES	12	8	14	20	10	4
BICYCLES	1	2	1	1	5	2
FROM BUILDINGS	19	42	8	11	37	11
FROM COIN OPERATED MACHINES	1	0	0	0	0	0
ALL OTHER	23	32	17	23	27	21
AUTO THEFT	67	29	92	85	32	36
TOTAL	410	404	404	465	418	316



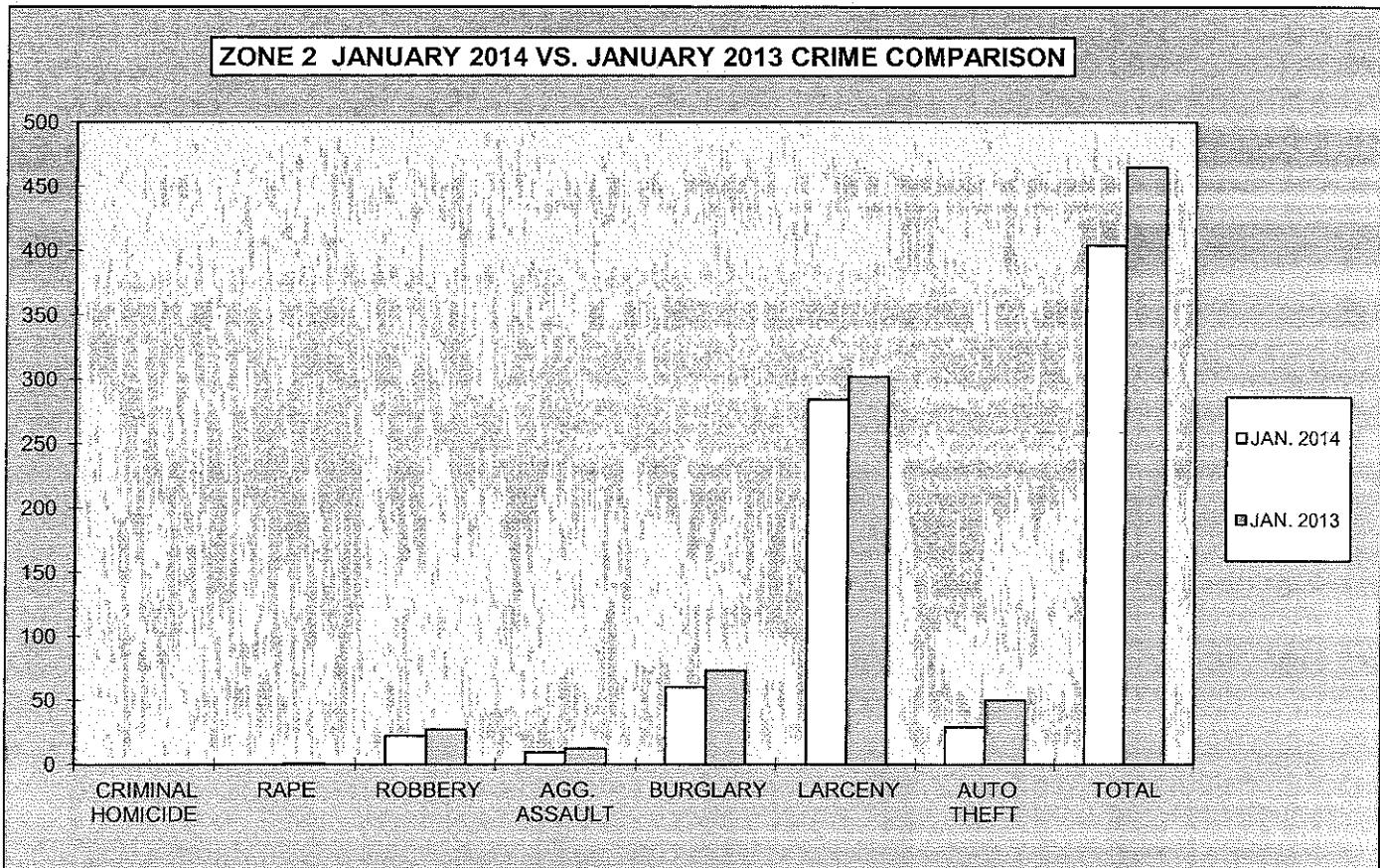
**2014
MONTHLY CRIME COMPARISON**

ZONE 1				
CRIME	JAN. 2014	JAN. 2013	# DIFFERENCE	% DIFFERENCE
CRIMINAL HOMICIDE	4	3	1	33%
RAPE	6	1	5	500%
ROBBERY	44	41	3	7%
AGG. ASSAULT	50	68	-18	-26%
BURGLARY	100	140	-40	-29%
RESIDENCE	89	132	-43	-33%
NON-RESIDENCE	11	8	3	38%
LARCENY	139	113	26	23%
POCKETPICKING	0	1	-1	-100%
PURSE SNATCHING	2	6	-4	-67%
SHOPLIFTING	34	13	21	162%
FROM MOTOR VEHICLES	47	37	10	27%
MOTOR VEH. PARTS/ACCESSORIES	12	12	0	0%
BICYCLES	1	1	0	0%
FROM BUILDINGS	19	11	8	73%
FROM COIN OPERATED MACHINES	1	0	1	100%
ALL OTHER	23	32	-9	-28%
AUTO THEFT	67	80	-13	-16%
TOTAL	410	446	-36	-8%



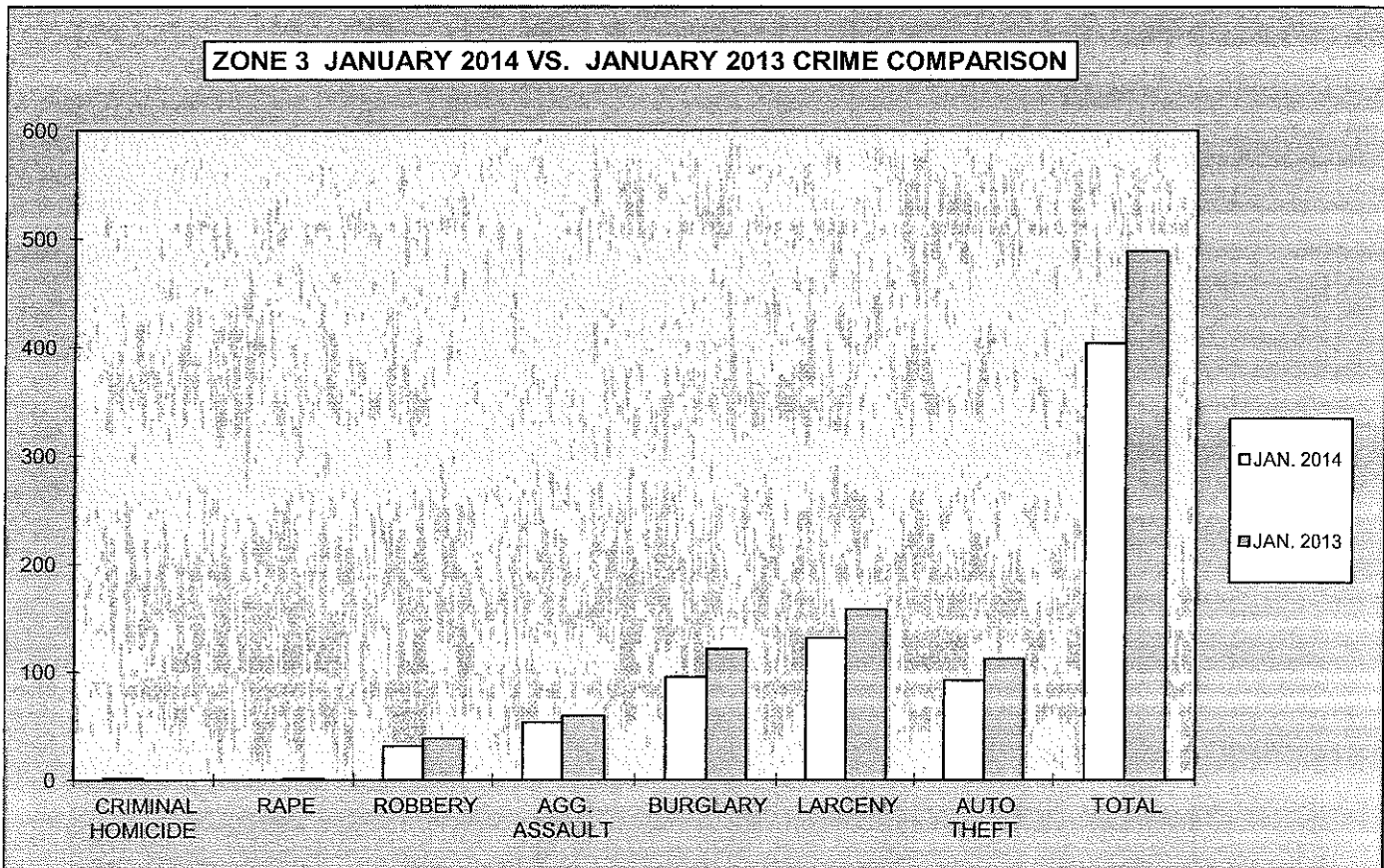
**2014
MONTHLY CRIME COMPARISON**

ZONE 2					
CRIME	JAN. 2014	JAN. 2013	# DIFFERENCE	% DIFFERENCE	
CRIMINAL HOMICIDE	0	0	0	0%	
RAPE	0	1	-1	-100%	
ROBBERY	22	27	-5	-19%	
AGG. ASSAULT	9	12	-3	-25%	
BURGLARY	60	73	-13	-18%	
RESIDENCE	48	56	-8	-14%	
NON-RESIDENCE	12	17	-5	-29%	
LARCENY	284	302	-18	-6%	
POCKETPICKING	4	0	4	100%	
PURSE SNATCHING	1	2	-1	-50%	
SHOPLIFTING	65	74	-9	-12%	
FROM MOTOR VEHICLES	130	151	-21	-14%	
MOTOR VEH. PARTS/ACCESSORIES	8	15	-7	-47%	
BICYCLES	2	2	0	0%	
FROM BUILDINGS	42	34	8	24%	
FROM COIN OPERATED MACHINES	0	0	0	0%	
ALL OTHER	32	24	8	33%	
AUTO THEFT	29	50	-21	-42%	
TOTAL	404	465	-61	-13%	



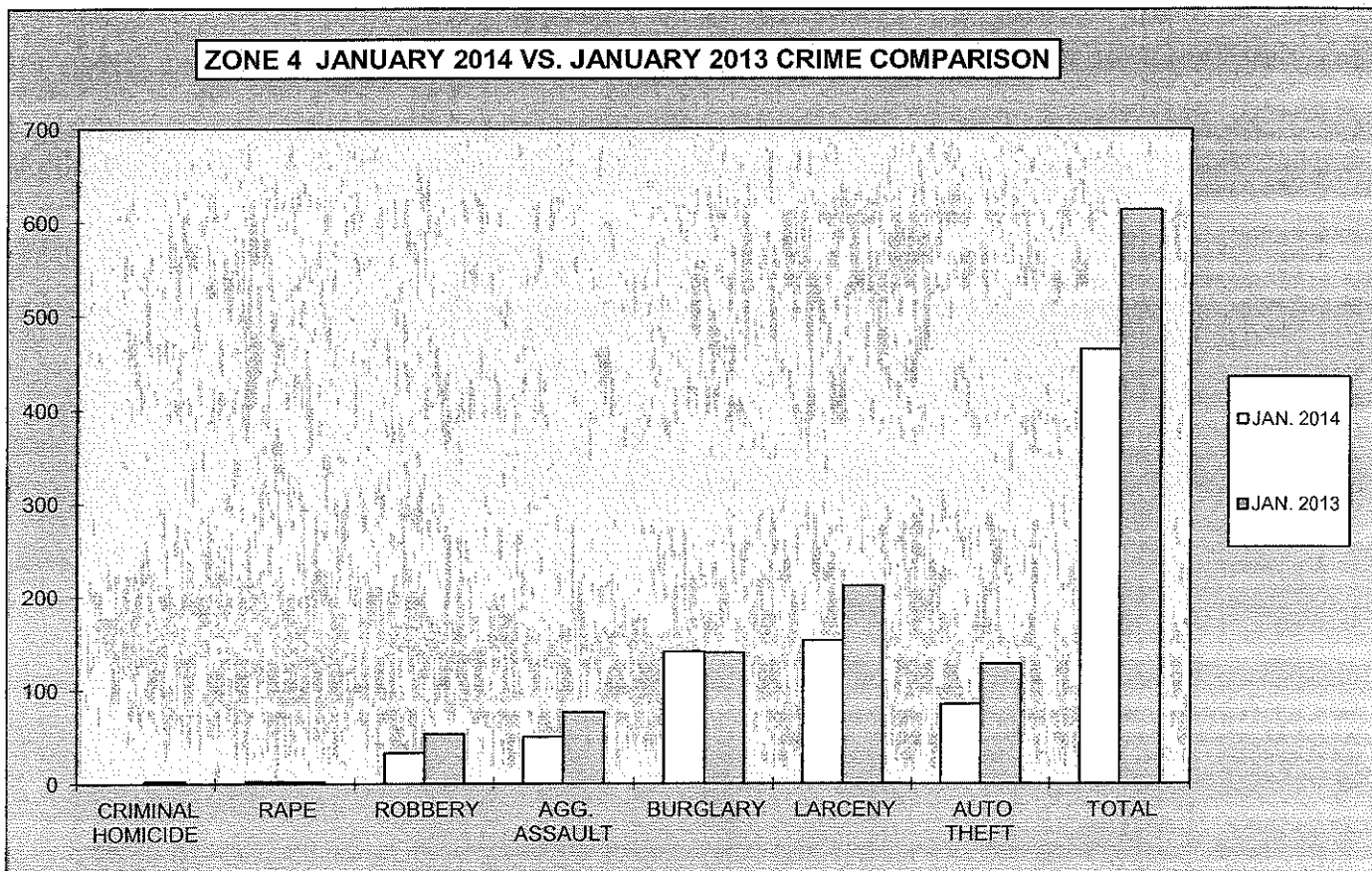
**2014
MONTHLY CRIME COMPARISON**

ZONE 3					
CRIME	JAN. 2014	JAN. 2013	# DIFFERENCE	% DIFFERENCE	
CRIMINAL HOMICIDE	2	0	2	100%	
RAPE	0	1	-1	-100%	
ROBBERY	31	38	-7	-18%	
AGG. ASSAULT	53	59	-6	-10%	
BURGLARY	95	121	-26	-21%	
RESIDENCE	75	106	-31	-29%	
NON-RESIDENCE	20	15	5	33%	
LARCENY	131	158	-27	-17%	
POCKETPICKING	1	0	1	100%	
PURSE SNATCHING	4	7	-3	-43%	
SHOPLIFTING	20	19	1	5%	
FROM MOTOR VEHICLES	66	38	28	74%	
MOTOR VEH. PARTS/ACCESSORIES	14	18	-4	-22%	
BICYCLES	1	1	0	0%	
FROM BUILDINGS	8	27	-19	-70%	
FROM COIN OPERATED MACHINES	0	0	0	0%	
ALL OTHER	17	48	-31	-65%	
AUTO THEFT	92	112	-20	-18%	
TOTAL	404	489	-85	-17%	



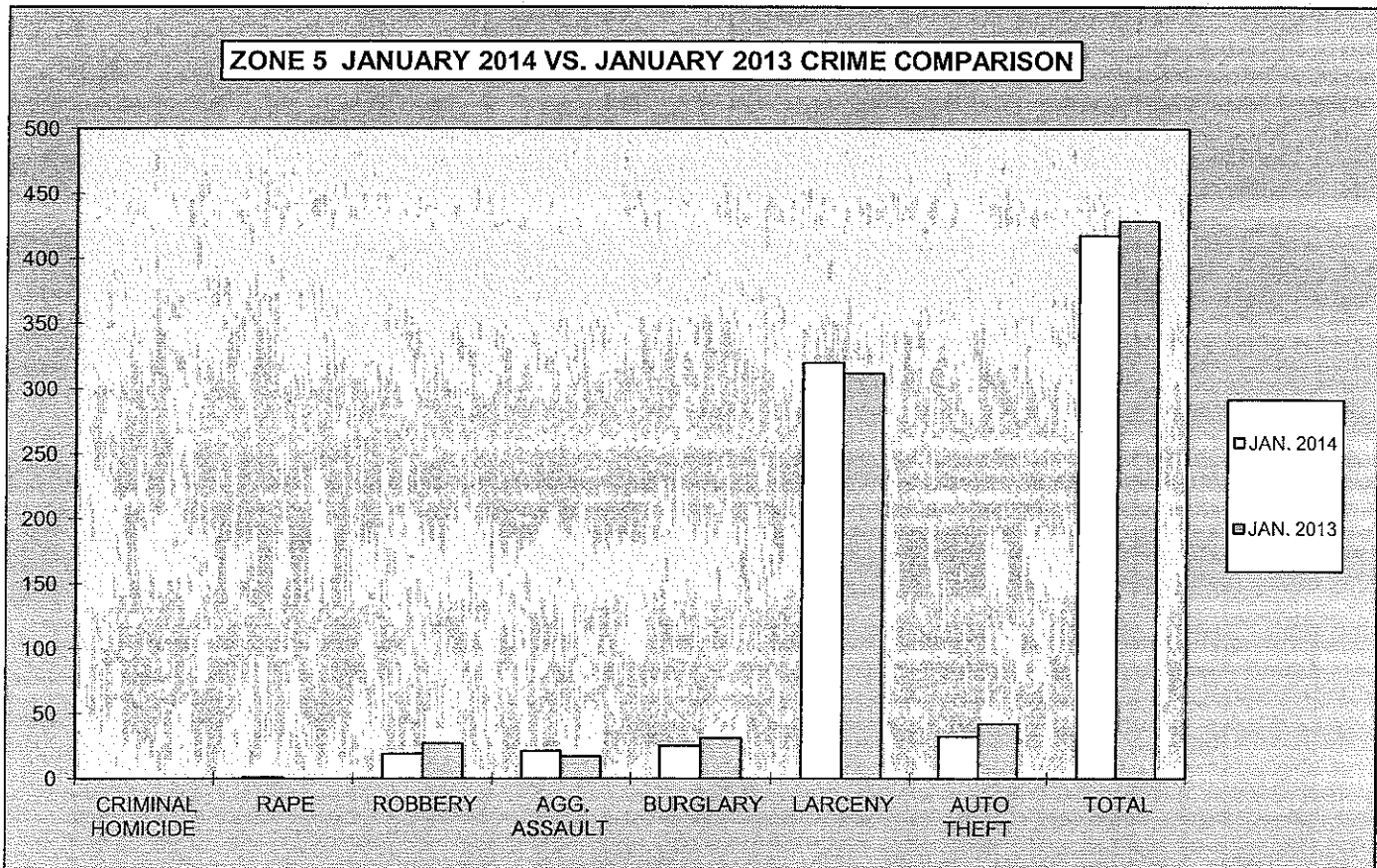
**2014
MONTHLY CRIME COMPARISON**

ZONE 4					
CRIME	JAN. 2014	JAN. 2013	# DIFFERENCE	% DIFFERENCE	
CRIMINAL HOMICIDE	0	3	-3	-100%	
RAPE	3	2	1	50%	
ROBBERY	33	53	-20	-38%	
AGG. ASSAULT	50	76	-26	-34%	
BURGLARY	141	140	1	1%	
RESIDENCE	124	132	-8	-6%	
NON-RESIDENCE	17	8	9	113%	
LARCENY	153	212	-59	-28%	
POCKETPICKING	0	0	0	0%	
PURSE SNATCHING	1	10	-9	-90%	
SHOPLIFTING	36	53	-17	-32%	
FROM MOTOR VEHICLES	61	71	-10	-14%	
MOTOR VEH. PARTS/ACCESSORIES	20	12	8	67%	
BICYCLES	1	2	-1	-50%	
FROM BUILDINGS	11	23	-12	-52%	
FROM COIN OPERATED MACHINES	0	1	-1	-100%	
ALL OTHER	23	40	-17	-43%	
AUTO THEFT	85	128	-43	-34%	
TOTAL	465	614	-149	-24%	



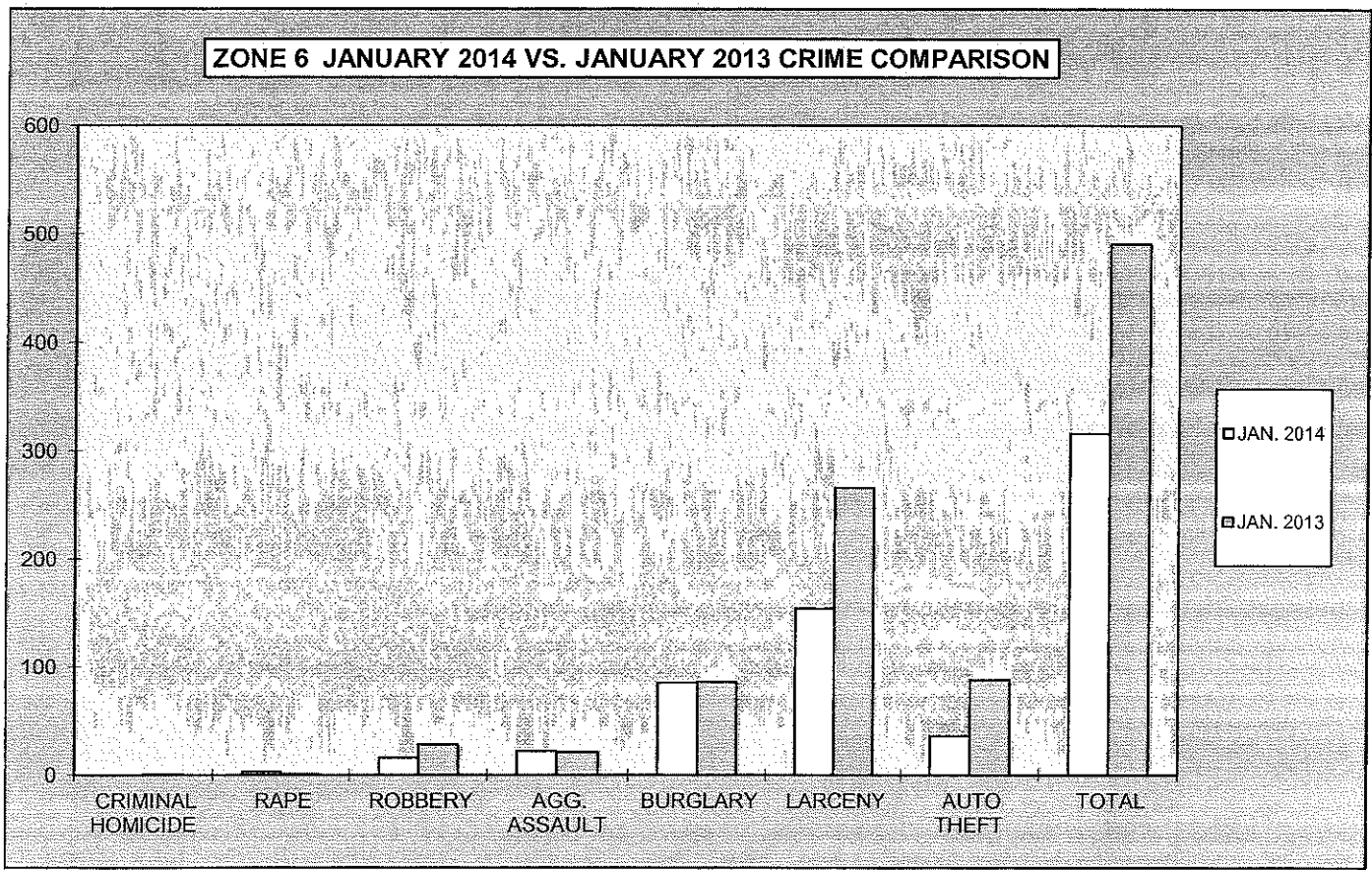
**2014
MONTHLY CRIME COMPARISON**

ZONE 5				
CRIME	JAN. 2014	JAN. 2013	# DIFFERENCE	% DIFFERENCE
CRIMINAL HOMICIDE	0	0	0	0%
RAPE	1	0	1	100%
ROBBERY	19	27	-8	-30%
AGG. ASSAULT	21	17	4	24%
BURGLARY	25	31	-6	-19%
RESIDENCE	12	22	-10	-45%
NON-RESIDENCE	13	9	4	44%
LARCENY	320	312	8	3%
POCKETPICKING	4	4	0	0%
PURSE SNATCHING	6	13	-7	-54%
SHOPLIFTING	26	23	3	13%
FROM MOTOR VEHICLES	205	172	33	19%
MOTOR VEH. PARTS/ACCESSORIES	10	24	-14	-58%
BICYCLES	5	2	3	150%
FROM BUILDINGS	37	45	-8	-18%
FROM COIN OPERATED MACHINES	0	0	0	0%
ALL OTHER	27	29	-2	-7%
AUTO THEFT	32	42	-10	-24%
TOTAL	418	429	-11	-3%



**2014
MONTHLY CRIME COMPARISON**

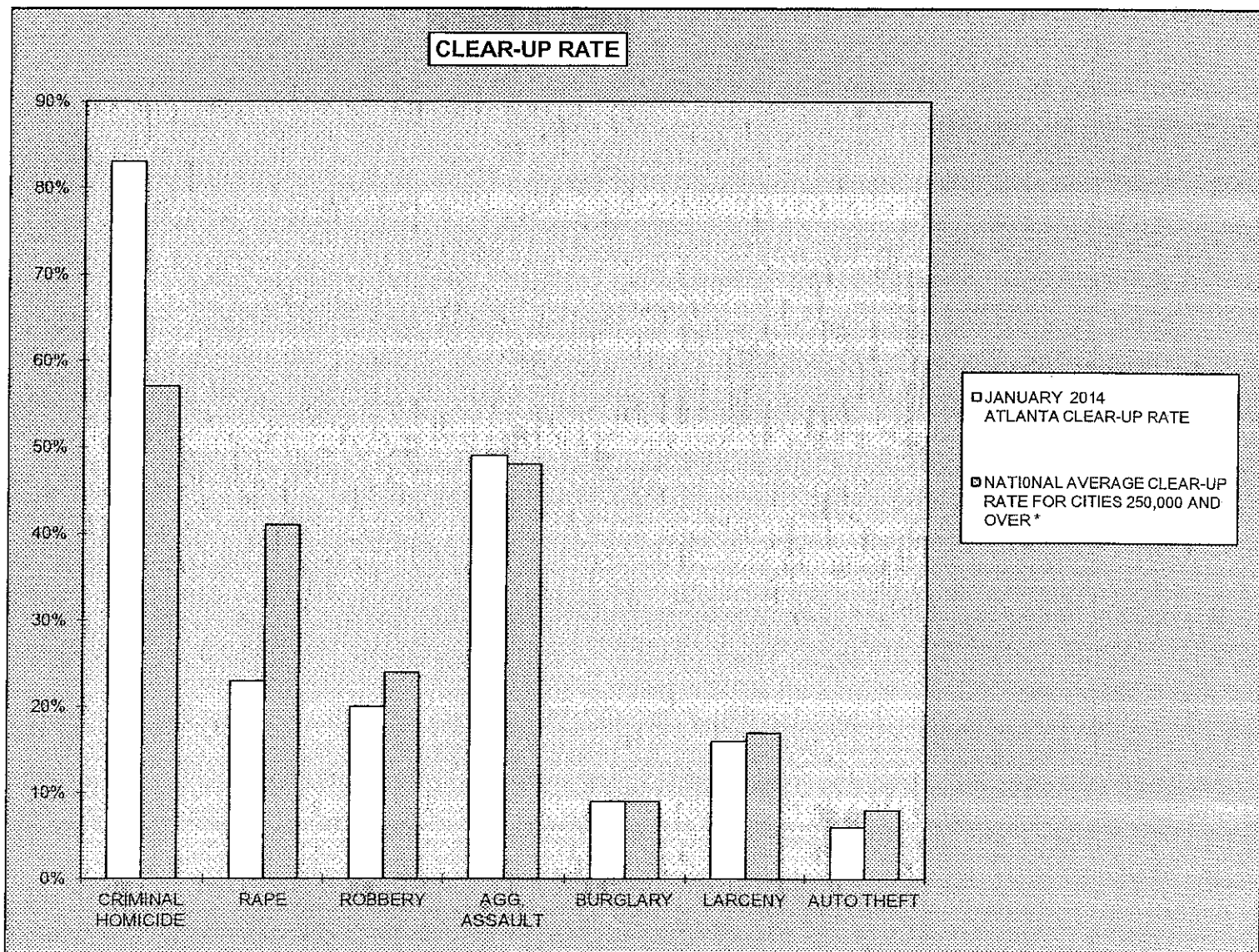
ZONE 6					
CRIME	JAN 2014	JAN 2013	# DIFFERENCE	% DIFFERENCE	
CRIMINAL HOMICIDE	0	1	-1	-100%	
RAPE	3	1	2	200%	
ROBBERY	16	28	-12	-43%	
AGG. ASSAULT	22	21	1	5%	
BURGLARY	85	86	-1	-1%	
RESIDENCE	64	69	-5	-7%	
NON-RESIDENCE	21	17	4	24%	
LARCENY	154	266	-112	-42%	
POCKETPICKING	2	1	1	100%	
PURSE SNATCHING	2	5	-3	-60%	
SHOPLIFTING	29	48	-19	-40%	
FROM MOTOR VEHICLES	83	152	-69	-45%	
MOTOR VEH. PARTS/ACCESSORIES	4	15	-11	-73%	
BICYCLES	2	4	-2	-50%	
FROM BUILDINGS	11	18	-7	-39%	
FROM COIN OPERATED MACHINES	0	0	0	0%	
ALL OTHER	21	23	-2	-9%	
AUTO THEFT	36	88	-52	-59%	
TOTAL	316	491	-175	-36%	



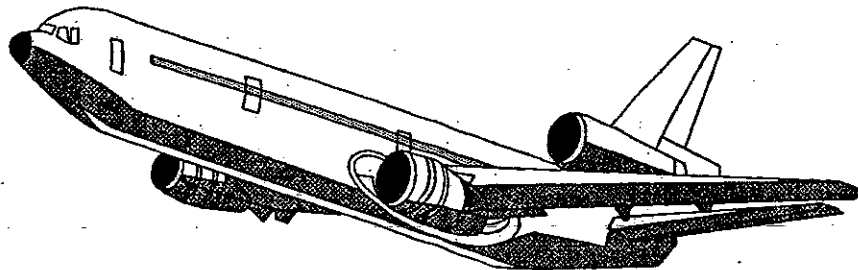
**2014
CRIME COMPARISON
CLEAR-UP RATE**

CRIME	JANUARY 2014 ATLANTA CLEAR-UP RATE	NATIONAL AVERAGE CLEAR-UP RATE FOR CITIES 250,000 AND OVER *
CRIMINAL HOMICIDE	83%	57%
RAPE	23%	41%
ROBBERY	20%	24%
AGG. ASSAULT	49%	48%
BURGLARY	9%	9%
LARCENY	16%	17%
AUTO THEFT	6%	8%

* National Average for Cities 250,000 and Over Based on Latest Annual (2012) FBI Uniform Crime Report



APD



The Atlanta Airport
UNIFORM CRIME REPORTING



JANUARY 2014

SUPPORT SERVICES DIVISION
INFORMATION SERVICES SECTION

RETURN A - MONTHLY RETURN OF OFFENSES KNOWN TO THE POLICE

1-720b (Rev. 8-30-94)
OMB No. 1110-0001

This report is authorized by law Title 28, Section 534, U. S. Code. While you are not required to respond, your cooperation in forwarding this report by the 7th day after the close of the month to Uniform Crime Reports, Federal Bureau of Investigation, Washington, D.C. 20535, will assist in compiling comprehensive, accurate national crime figures on a timely basis.

1 CLASSIFICATION OF OFFENSES	Data Entry	2 OFFENSES REPORTED OR KNOWN TO POLICE (INCLUDE "UNFOUNDED" AND ATTEMPTS)	3 UNFOUNDED, I.E., FALSE OR BASELESS COMPLAINTS	4 NUMBER OF ACTUAL OFFENSES (COLUMN 2 MINUS COLUMN 3) INCLUDE ATTEMPTS	5 TOTAL OFFENSES CLEARED BY ARREST OR EXCEPTIONAL MEANS (INCLUDES COL. 6)	6 NUMBER OF CLEARANCES INVOLVING ONLY PERSONS UNDER 18 YEARS OF AGE
1. CRIMINAL HOMICIDE						
a. MURDER AND NONNEGLIGENT HOMICIDE	11	0	0	0	0	0
b. MANSLAUGHTER BY NEGLIGENCE	12					
2. FORCIBLE RAPE TOTAL	20	0	0	0	0	0
a. Rape by Force	21	0	0	0	0	0
b. Attempts to commit Forcible Rape	22	0	0	0	0	0
3. ROBBERY TOTAL	30	0	0	0	0	0
a. Firearm	31	0	0	0	0	0
b. Knife or Cutting Instrument	32	0	0	0	0	0
c. Other Dangerous Weapon	33	0	0	0	0	0
d. Strong-Arm (Hands, Fists, Feet, etc.)	34	0	0	0	0	0
4. ASSAULT TOTAL	40	5	0	5	2	0
a. Firearm	41	0	0	0	0	0
b. Knife or cutting instrument	42	0	0	0	0	0
c. Other Dangerous Weapon	43	0	0	0	0	0
d. Strong-Arm	44	0	0	0	0	0
e. Other Assaults - Simple, Not Aggravated	45	5	0	5	2	0
5. BURGLARY TOTAL	50	0	0	0	0	0
a. Forcible Entry	51	0	0	0	0	0
b. Unlawful Entry - No Force	52	0	0	0	0	0
c. Attempted Forcible Entry	53	0	0	0	0	0
6. LARCENY THEFT TOTAL (except Motor Vehicle Theft)	60	18	0	18	3	0
7. MOTOR VEHICLE THEFT TOTAL	70	8	0	8	1	0
a. Autos	71	7	0	7	1	0
b. Trucks and Buses	72	1	0	1	0	0
c. Other Vehicles	73	0	0	0	0	0
GRAND TOTAL	77	31	0	31	6	0

CHECKING ANY OF THE APPROPRIATE BLOCKS BELOW WILL ELIMINATE YOUR NEED TO SUBMIT REPORTS WHEN THE VALUES ARE ZERO. THIS WILL ALSO AID THE NATIONAL PROGRAM IN ITS QUALITY CONTROL EFFORTS.

- | | |
|---|---|
| <input checked="" type="checkbox"/> NO SUPPLEMENTARY HOMICIDE REPORT SUBMITTED SINCE NO MURDERS, JUSTIFIABLE HOMICIDES, OR MANSLAUGHTER BY NEGLIGENCE OCCURRED IN THIS JURISDICTION DURING THE MONTH. | <input checked="" type="checkbox"/> NO AGE, SEX, AND RACE OF PERSONS ARRESTED UNDER 18 YEARS OF AGE REPORT SINCE NO ARRESTS OF PERSONS WITHIN THIS AGE GROUP. |
| <input type="checkbox"/> NO SUPPLEMENT TO RETURN A REPORT SINCE NO CRIME OFFENSES OR RECOVERY OF PROPERTY REPORTED DURING THE MONTH. | <input type="checkbox"/> NO AGE, SEX, AND RACE OF PERSONS ARRESTED 18 YEARS OF AGE AND OVER REPORT SINCE NO ARRESTS OF PERSONS WITHIN THIS AGE GROUP. |
| <input checked="" type="checkbox"/> NO LAW ENFORCEMENT OFFICERS KILLED OR ASSAULTED REPORT SINCE NONE OF THE OFFICERS WERE ASSAULTED OR KILLED DURING THE MONTH. | <input checked="" type="checkbox"/> NO MONTHLY RETURN OF ARSON OFFENSES KNOWN TO LAW ENFORCEMENT REPORT SINCE NO ARSONS OCCURRED. |

DO NOT USE THIS SPACE

	INITIALS
RECORDED	
EDITED	
ENTERED	
ADJUSTED	
CORRECTED	

* TOTALS INCLUDE PREVIOUS OFFENSES

JANUARY 2014

Month and Year of Report

GA 060240X

Agency Identifier

FEBRUARY 24, 2014

Date

ATLANTA AIRPORT POLICE - GEORGIA

Agency and State

Nail J King LEUTENANT

Prepared By

Title

George J. King CHIEF
Chief, Commissioner, Sheriff, or Superintendent

PROPERTY STOLEN BY CLASSIFICATION

CLASSIFICATION	DATA ENTRY	Number of Actual Offenses (Column 4 Return A)	Monetary Value of Property Stolen
1. MURDER AND NONNEGLIGENT MANSLAUGHTER	12	0	0.00
2. FORCIBLE RAPE	20	0	0.00
3. ROBBERY			
(a) HIGHWAY (streets, alleys, etc.)	31	0	0.00
(b) COMMERCIAL HOUSE (except c, d, and f)	32	0	0.00
(c) GAS OR SERVICE STATION	33	0	0.00
(d) CONVENIENCE STORE	34	0	0.00
(e) RESIDENCE (anywhere on premises)	35	0	0.00
(f) BANK	36	0	0.00
(g) MISCELLANEOUS	37	0	0.00
TOTAL ROBBERY	30	0	\$ 0.00
5. BURGLARY - BREAKING OR ENTERING			
(a) RESIDENCE (dwelling)			
(1) NIGHT (6 p.m. - 6 a.m.)	51	0	0.00
(2) DAY (6 a.m. - 6 p.m.)	52	0	0.00
(3) UNKNOWN	53	0	0.00
(b) NON-RESIDENCE (store, office, etc.)			
(1) NIGHT (6 p.m. - 6 a.m.)	54	0	0.00
(2) DAY (6 a.m. - 6 p.m.)	55	0	0.00
(3) UNKNOWN	56	0	0.00
TOTAL BURGLARY	50	0	\$ 0.00
6. LARCENY - THEFT (Except Motor Vehicle Theft)			
(a) \$200 AND OVER	61	7	74,589.00
(b) \$50 TO \$200	62	1	120.00
(c) UNDER \$50	63	10	1.00
TOTAL LARCENY (Same as Item 6X)	60	18	\$ 74,710.00
7. MOTOR VEHICLE THEFT (Include Alleged Joy Ride)	70	8	\$ 170,606.00
GRAND TOTAL - ALL ITEMS	77		\$ 245,316.00
<u>ADDITIONAL ANALYSIS OF LARCENY AND MOTOR VEHICLE THEFT</u>			
6X. NATURE OF LARCENIES UNDER ITEM 6			
(a) POCKET-PICKING	81	1	0.00
(b) PURSE-SNATCHING	82	0	0.00
(c) SHOPLIFTING	83	2	0.00
(d) FROM MOTOR VEHICLES (except e)	84	1	20,270.00
(e) MOTOR VEHICLE PARTS AND ACCESSORIES	85	0	0.00
(f) BICYCLES	86	0	0.00
(g) FROM BUILDING (except c and h)	87	6	49,071.00
(h) FROM ANY COIN-OPERATED MACHINES (parking meters, etc.)	88	0	0.00
(i) ALL OTHER	89	8	5,369.00
TOTAL LARCENIES (Same as Item 6)	90	18	\$ 74,710.00
7X. MOTOR VEHICLES RECOVERED			
(a) STOLEN LOCALLY AND RECOVERED LOCALLY	91	3	
(b) STOLEN LOCALLY AND RECOVERED BY OTHER JURISDICTIONS	92	0	
(c) TOTAL LOCALLY STOLEN MOTOR VEHICLES RECOVERED (a & b)	93	3	
(d) STOLEN IN OTHER JURISDICTIONS AND RECOVERED LOCALLY	90	0	

SUPPLEMENT TO RETURN A
MONTHLY RETURN OF OFFENSES KNOWN TO THE POLICE

1-706 (Rev. 8-30-94)
Form Approved
OMB No. 1110-0007

This report is authorized by law, Title 28, Section 534, U. S. Code. While you are not required to respond, your cooperation in submitting this report with the Return A will assist the FBI in compiling comprehensive, accurate figures on a timely basis.

This form deals with the nature of crime and the monetary value of property stolen and recovered. The total offenses recorded on the form should be the same as the number of actual offenses listed in Column 4 of the Return A for each crime class. Include attempted crimes on this form, but do not include unfounded offenses. If you cannot complete the report in all areas, please record as much information as is available. Tally sheets will be sent upon request.

PROPERTY BY TYPE AND VALUE

Type of Property (1)	Data Entry	Monetary Value of Property Stolen in Your Jurisdiction	
		Stolen (2)	Recovered (3)
(A) Currency, Notes, Etc.	01	\$ 0.00	\$ 0.00
(B) Jewelry and Precious Metals	02	43,900.00	0.00
(C) Clothing and Furs	03	7,594.00	0.00
(D) Locally Stolen Motor Vehicles	04	170,606.00	20,626.00
(E) Office Equipment	05	150.00	0.00
(F) Televisions, Radios, Stereos, Etc.	06	22,140.00	0.00
(G) Firearms	07	120.00	0.00
(H) Household Goods	08	0.00	0.00
(I) Consumable Goods	09	0.00	0.00
(J) Livestock	10	0.00	0.00
(K) Miscellaneous	11	806.00	0.00
TOTAL	00	\$ 245,316.00	\$ 20,626.00

The total of this column should agree with the Grand Total (DATA ENTRY 77) shown on page 2.

Include in this column all property recovered even though stolen in prior months. The above is an accounting for only that property stolen in your jurisdiction. This will include property recovered for you by other jurisdictions, but not property you recover for them.

FEBRUARY 24, 2014

DATE

Nail J King

LIEUTENANT

PREPARED BY

TITLE

George H. King

CHIEF

CHIEF, COMMISSIONER, SHERIFF OR SUPERINTENDENT

JANUARY 2014

Month and Year of Report

GA 060240X

Agency Identifier

ATLANTA AIRPORT POLICE - GEORGIA

Agency and State

ATLANTA AIRPORT POLICE
 AGE, SEX, AND RACE OF PERSONS ARRESTED
 17 YEARS OF AGE AND OVER

MONTH JANUARY

YEAR 2014

CLASSIFICATION OF OFFENSES	SEX	AGE OF PERSON ARRESTED															TOTAL	RACE				ETHNIC		
		17	18	19	20	21	22	23	24 29	30 34	35 39	40 44	45 49	50 54	55 59	60 64		65 UP	White	Black	Native Amer.	Asian/Pacific	Whi. Hispanic	Blck Hispanic
Murder/Nonnegligent Manslaughter	01a M																	0						
	F																	0						
Manslaughter by Negligence	01b M																	0						
	F																	0						
Forcible Rape	02 M																	0						
	F																	0						
Robbery	03 M																	0						
	F																	0						
Aggravated Assault	04 M																	0						
	F																	0						
Burglary- Breaking or Entering	05 M																	0						
	F																	0						
Larceny - Theft (except Motor Vehicle Theft)	06 M										1	1	1					3						
	F											1						1	1	3				
Motor Vehicle Theft	07 M																	0						
	F								1									1		1				
Other Assaults	08 M								1									1						
	F														1			1	1	1				
Arson	09 M																	0						
	F																	0						
Forgery and Counterfeiting	10 M																	0						
	F																	0						
Fraud	11 M								1									1						
	F																	0						
Embezzlement	12 M										1							1						
	F																	0				1		
Stolen Property; Buying, Receiving, Possessing	13 M																	0						
	F																	0						
Vandalism	14 M																	0						
	F																	0						
Weapons	15 M					1			1				1				2	5						
	F								1							1		2	5	2				

-27-

ATLANTA AIRPORT POLICE
 AGE, SEX, AND RACE OF PERSONS ARRESTED
 17 YEARS OF AGE AND OVER

MONTH JANUARY

YEAR 2014

CLASSIFICATION OF OFFENSES	SEX	AGE OF PERSON ARRESTED																TOTAL	RACE				ETHNIC	
		17	18	19	20	21	22	23	24 29	30 34	35 39	40 44	45 49	50 54	55 59	60 64	65 UP		White	Black	Native Amer.	Asian/Pacific	Whi. Hispanic	Blck Hispanic
Prostitution and Commercialized Vice	M																	0						
	F																	0						
Sex Offenses (except Rape and Prostitution)	M												1					1						
	F																	0		1				
Drug Abuse Violations Grand Total	M	0	0	0	0	0	0	0	0	0	0	0	0	0	0	0	0	0						
	F	0	0	0	0	0	0	0	0	0	0	0	0	0	0	0	0	0	0	0	0	0	0	0
(1) Sale/Manufacturing Subtotal	M	0	0	0	0	0	0	0	0	0	0	0	0	0	0	0	0	0						
	F	0	0	0	0	0	0	0	0	0	0	0	0	0	0	0	0	0	0	0	0	0	0	0
Opium or Cocaine and their derivatives	M																	0						
	F																	0						
Marijuana	M																	0						
	F																	0						
Synthetic Narcotics	M																	0						
	F																	0						
Other Dangerous Non-Narcotic Drugs	M																	0						
	F																	0						
(2) Possession Subtotal	M	0	0	0	0	0	0	0	0	0	0	0	0	0	0	0	0	0						
	F	0	0	0	0	0	0	0	0	0	0	0	0	0	0	0	0	0	0	0	0	0	0	0
Opium or Cocaine and their derivatives	M																	0						
	F																	0						
Marijuana	M																	0						
	F																	0						
Synthetic Narcotics	M																	0						
	F																	0						
Other Dangerous Non-Narcotic Drugs	M																	0						
	F																	0						
Gambling Total	M	0	0	0	0	0	0	0	0	0	0	0	0	0	0	0	0	0						
	F	0	0	0	0	0	0	0	0	0	0	0	0	0	0	0	0	0	0	0	0	0	0	0
Bookmaking	M																	0						
	F																	0						
Numbers and Lottery	M																	0						
	F																	0						

-27a-

ATLANTA AIRPORT POLICE
AGE, SEX, AND RACE OF PERSONS ARRESTED
17 YEARS OF AGE AND OVER

MONTH JANUARY

YEAR 2014

CLASSIFICATION OF OFFENSES	SEX	AGE OF PERSON ARRESTED																TOTAL	RACE				ETHNIC						
		17	18	19	20	21	22	23	24 29	30 34	35 39	40 44	45 49	50 54	55 59	60 64	65 UP		White	Black	Native Amer.	Asian/Pacific	Whi. Hispanic	Blck Hispanic					
All Other Gambling	M																						0						
	F																							0					
Offenses Against Family And Children	M																						0						
	F																							0					
Driving Under the Influence	M																						0						
	F								1														1		1				
Liquor Laws	M																						0						
	F																						0						
Drunkenness	M																						0						
	F											1											1	1					
Disorderly Conduct	M																						0						
	F									1													1	1					
Vagrancy	M																						0						
	F																						0						
All Other Offenses (except Traffic)	M								2	6	2	7	6	11	9	6	2						51						
	F												1	1	1								3	4	48		2		
Suspicion	M																						0						
	F																						0						
TOTAL		0	0	0	0	1	0	0	8	7	3	11	9	13	11	9	2						74	13	58	1	2	0	0

- 27b -

JANUARY 2014

Month and Year of Report

GA 060240X

Agency Identifier

FEBRUARY 24, 2014

Date

Nail J. Klay

Prepared By

LIEUTENANT

Title

ATLANTA AIRPORT POLICE - GEORGIA

Agency and State

George M. Jones

Chief, Commissioner, Sheriff, or Superintendent

CHIEF

ATLANTA AIRPORT POLICE
 AGE, SEX, AND RACE OF PERSONS ARRESTED
 16 YEARS OF AGE AND UNDER

MONTH JANUARY

YEAR 2014

CLASSIFICATION OF OFFENSES	SEX	AGE						RACE				ETHNIC	
		0 9	10 12	13 14	15	16	TOTAL	White	Black	Native Amer.	Asian/Pacific	Whi. Hispanic	Blck Hispanic
Murder/Nonnegligent Manslaughter 01a	M						0						
	F						0						
Manslaughter by Negligence 01b	M						0						
	F						0						
Forcible Rape 02	M						0						
	F						0						
Robbery 03	M						0						
	F						0						
Aggravated Assault 04	M						0						
	F						0						
Burglary- Breaking or Entering 05	M						0						
	F						0						
Larceny - Theft (except Motor Vehicle Theft) 06	M						0						
	F						0						
Motor Vehicle Theft 07	M						0						
	F						0						
Other Assaults 08	M						0						
	F						0						
Arson 09	M						0						
	F						0						
Forgery and Counterfeiting 10	M						0						
	F						0						
Fraud 11	M						0						
	F						0						
Embezzlement 12	M						0						
	F						0						
Stolen Property; Buying, Receiving, Possessing 13	M						0						
	F						0						
Vandalism 14	M						0						
	F						0						
Weapons 15	M						0						
	F						0						
Prostitution and Commercialized Vice 16	M						0						
	F						0						

-27C-

ATLANTA AIRPORT POLICE
 AGE, SEX, AND RACE OF PERSONS ARRESTED
 16 YEARS OF AGE AND UNDER

MONTH JANUARY

YEAR 2014

CLASSIFICATION OF OFFENSES	SEX	AGE						RACE				ETHNIC	
		09	1012	1314	15	16	TOTAL	White	Black	Native Amer.	Asian/Pacific	Whi. Hispanic	Blck Hispanic
Sex Offenses (except Rape and Prostitution) 17	M						0						
	F						0						
Drug Abuse Violations Grand Total 18	M	0	0	0	0	0	0	0	0	0	0	0	0
	F	0	0	0	0	0	0	0	0	0	0	0	0
(1) Sale/Manufacturing Subtotal 180	M	0	0	0	0	0	0	0	0	0	0	0	0
	F	0	0	0	0	0	0	0	0	0	0	0	0
Opium or Cocaine and their Derivatives a	M						0						
	F						0						
Marijuana b	M						0						
	F						0						
Synthetic Narcotics c	M						0						
	F						0						
Other Dangerous Non-Narcotic Drugs d	M						0						
	F						0						
(2) Possession Subtotal 185	M	0	0	0	0	0	0	0	0	0	0	0	0
	F	0	0	0	0	0	0	0	0	0	0	0	0
Opium or Cocaine and their Derivatives e	M						0						
	F						0						
Marijuana f	M						0						
	F						0						
Synthetic Narcotics g	M						0						
	F						0						
Other Dangerous Non-Narcotic Drugs h	M						0						
	F						0						
Gambling Total 19	M	0	0	0	0	0	0	0	0	0	0	0	0
	F	0	0	0	0	0	0	0	0	0	0	0	0
Bookmaking a	M						0						
	F						0						
Numbers and Lottery b	M						0						
	F						0						
All Other Gambling c	M						0						
	F						0						
Offenses Against Family and Children 20	M						0						
	F						0						

-27d-

**ATLANTA AIRPORT POLICE
AGE, SEX, AND RACE OF PERSONS ARRESTED
16 YEARS OF AGE AND UNDER**

MONTH JANUARY

YEAR 2014

CLASSIFICATION OF OFFENSES	SEX	AGE						RACE				ETHNIC	
		09	1012	1314	15	16	TOTAL	White	Black	Native Amer.	Asian/Pacific	Whi. Hispanic	Blck Hispanic
Driving Under the Influence 21	M						0						
	F						0						
Liquor Laws 22	M						0						
	F						0						
Drunkenness 23	M						0						
	F						0						
Disorderly Conduct 24	M						0						
	F						0						
Vagrancy 25	M						0						
	F						0						
All Other Offenses (except Traffic) 26	M						0						
	F						0						
Suspicion 27	M						0						
	F						0						
Curfew and Loitering 28	M						0						
	F						0						
Run-Aways 29	M						0						
	F						0						
Total		0	0	0	0	0	0	0	0	0	0	0	0

-27e-

JANUARY 2014

Month and Year of Report

GA 060240X

Agency Identifier

FEBRUARY 24, 2014

Date

Nail J. Klay

Prepared By

LIEUTENANT

ATLANTA AIRPORT POLICE - GEORGIA

Agency and State

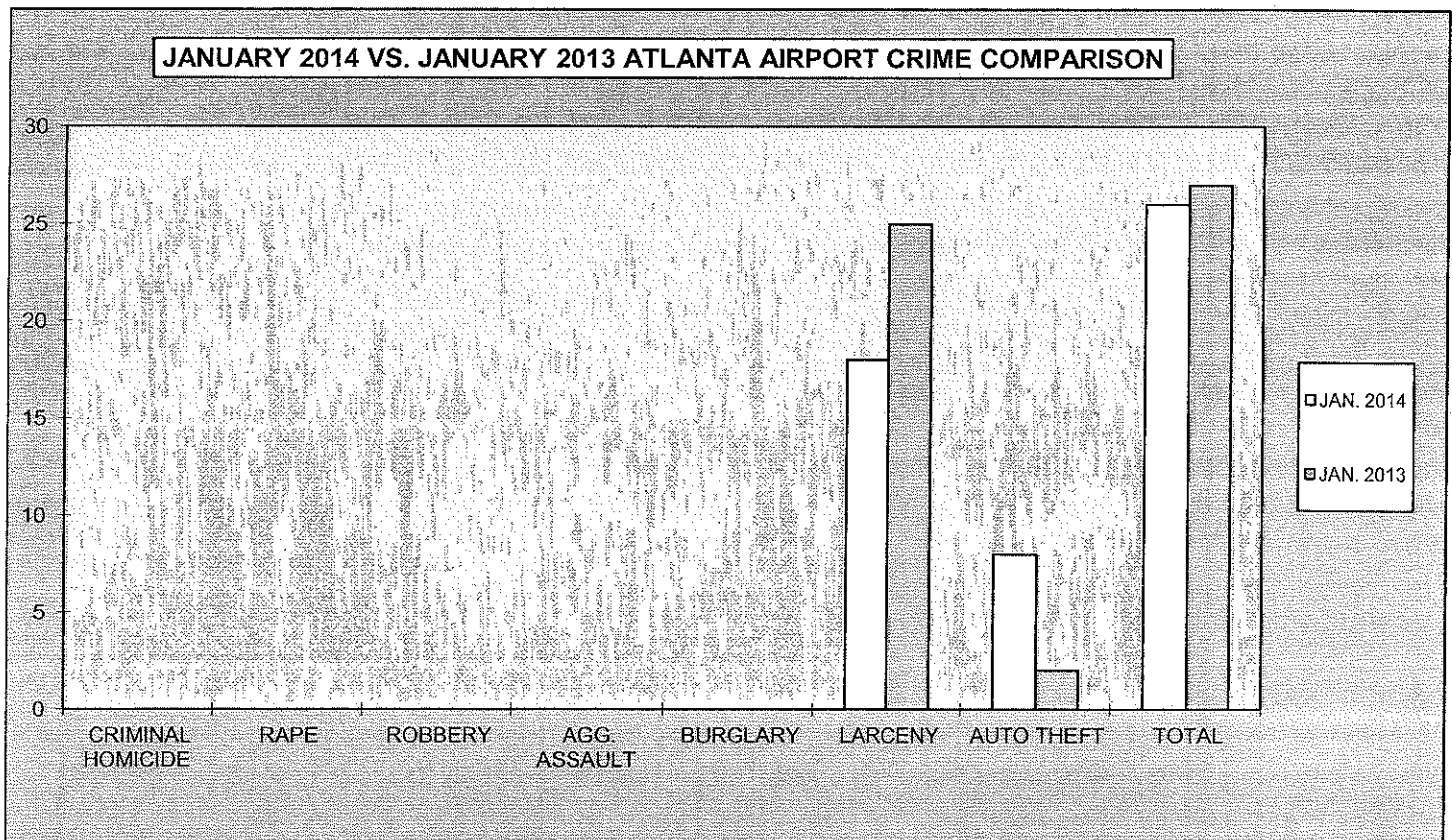
George H. Jones

Chief, Commissioner, Sheriff, or Superintendent

CHIEF

**2014
ATLANTA AIRPORT
MONTHLY CRIME COMPARISON**

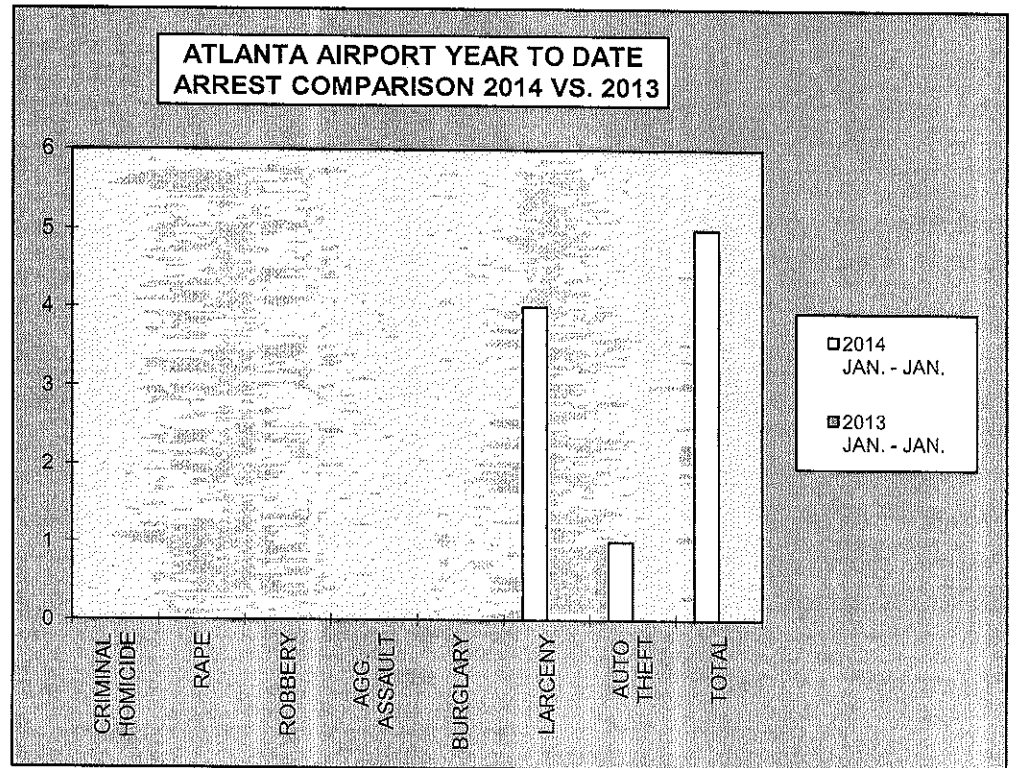
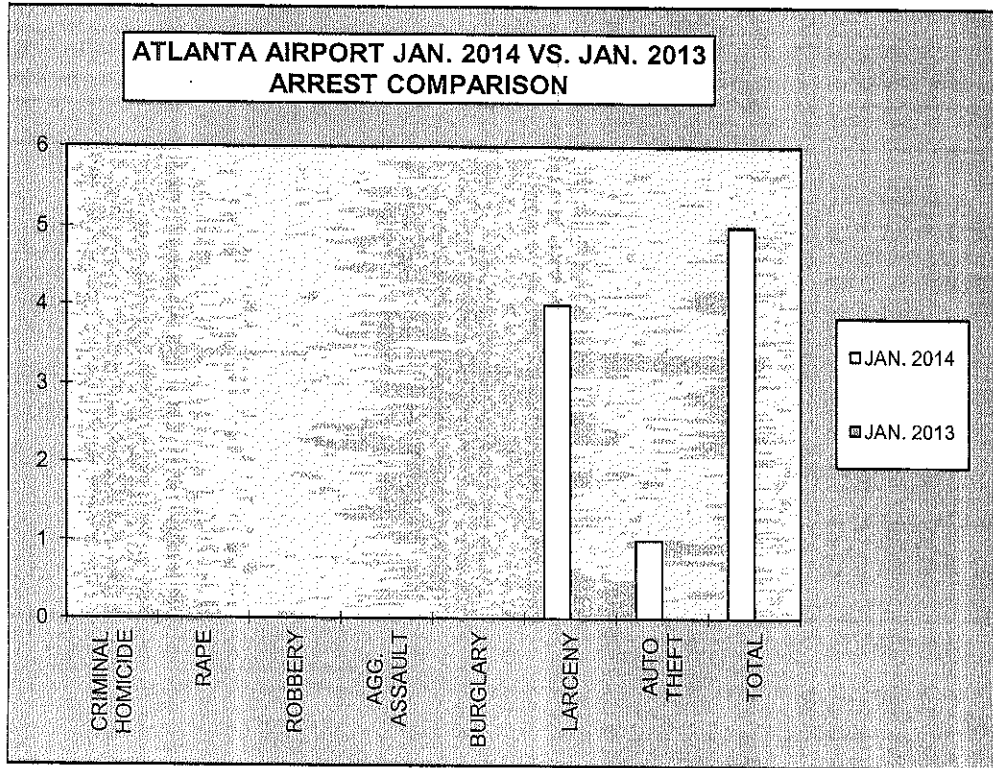
CRIME	JAN. 2014	JAN. 2013	# DIFFERENCE	% DIFFERENCE
CRIMINAL HOMICIDE	0	0	0	0%
RAPE	0	0	0	0%
ROBBERY	0	0	0	0%
AGG. ASSAULT	0	0	0	0%
BURGLARY	0	0	0	0%
RESIDENCE	0	0	0	0%
NON-RESIDENCE	0	0	0	0%
LARCENY	18	25	-7	-28%
POCKETPICKING	1	0	1	100%
PURSE SNATCHING	0	0	0	0%
SHOPLIFTING	2	0	2	100%
FROM MOTOR VEHICLES	1	1	0	0%
MOTOR VEH. PARTS/ACCESSORIES	0	0	0	0%
BICYCLES	0	0	0	0%
FROM BUILDINGS	6	8	-2	-25%
FROM COIN OPERATED MACHINES	0	0	0	0%
ALL OTHER	8	16	-8	-50%
AUTO THEFT	8	2	6	300%
TOTAL	26	27	-1	-4%



**2014
ATLANTA AIRPORT
ARREST COMPARISON**

JANUARY ARREST COMPARISON				
CRIME	JAN. 2014	JAN. 2013	# DIFFERENCE	% DIFFERENCE
CRIMINAL HOMICIDE	0	0	0	0%
RAPE	0	0	0	0%
ROBBERY	0	0	0	0%
AGG. ASSAULT	0	0	0	0%
BURGLARY	0	0	0	0%
LARCENY	4	0	4	100%
AUTO THEFT	1	0	1	100%
TOTAL	5	0	5	100%

FIRST MONTH ARREST COMPARISON				
CRIME	2014 JAN. - JAN.	2013 JAN. - JAN.	# DIFFERENCE	% DIFFERENCE
CRIMINAL HOMICIDE	0	0	0	0%
RAPE	0	0	0	0%
ROBBERY	0	0	0	0%
AGG. ASSAULT	0	0	0	0%
BURGLARY	0	0	0	0%
LARCENY	4	0	4	100%
AUTO THEFT	1	0	1	100%
TOTAL	5	0	5	100%



**2014
ATLANTA AIRPORT
CLEAR-UP RATE**

CRIME	ATLANTA AIRPORT JAN. 2014 CLEAR-UP RATE	ATLANTA AIRPORT JAN. 2013 CLEAR-UP RATE
CRIMINAL HOMICIDE	0%	0%
RAPE	0%	0%
ROBBERY	0%	0%
AGG. ASSAULT	0%	0%
BURGLARY	0%	0%
LARCENY	17%	0%
AUTO THEFT	13%	0%

